APPENDIX A

NOISE MEASUREMENT DATA

SHORT TERM NOISE MEASUREMENT FIELD FORMS

NOISE MEASUREMENT FORM

PROJECT:	ENGINEER/TECHNICIAN:	DATE:
I-5/I-805 San Diego	Joel Vazquez	3/31/04

LOCATION:	SITE NO.:
Building 100 - Pepper Canyon Apartments	ST 1.1

SOUND LEVEL METER:	MICROPHONE:	PRE AMP:	NOTES:
LD 2900	LD 2559	LD 900B	T: 63.3°F
SERIAL #: 2900 A0484	SERIAL #: 2206	SERIAL #: 3200	W: 2.6 mph, NW H: 72%
CALIBRATOR: CA250 / SN 2171	CALIBRATION/OFFSET, dB:	TIME:	Receivers Elevated
METER SETTINGS: A-weighted, slow, 20 minute intervals			TRAFFIC ON GILMAN DRIVE
No longterm measurement conducted nearby			photo: 11, 12, 13

TIME START	TIME DURATION	L_1	L_{10}	L_{25}	L_{50}	L_{90}	L_{99}	L_{MIN}	L_{MAX}	L_{eq}	NOTES:
10:32:22	20 min	69.5	67.5	67.0	66.0	64.5	63.5	62.5	71.5	66.5	

SKETCH

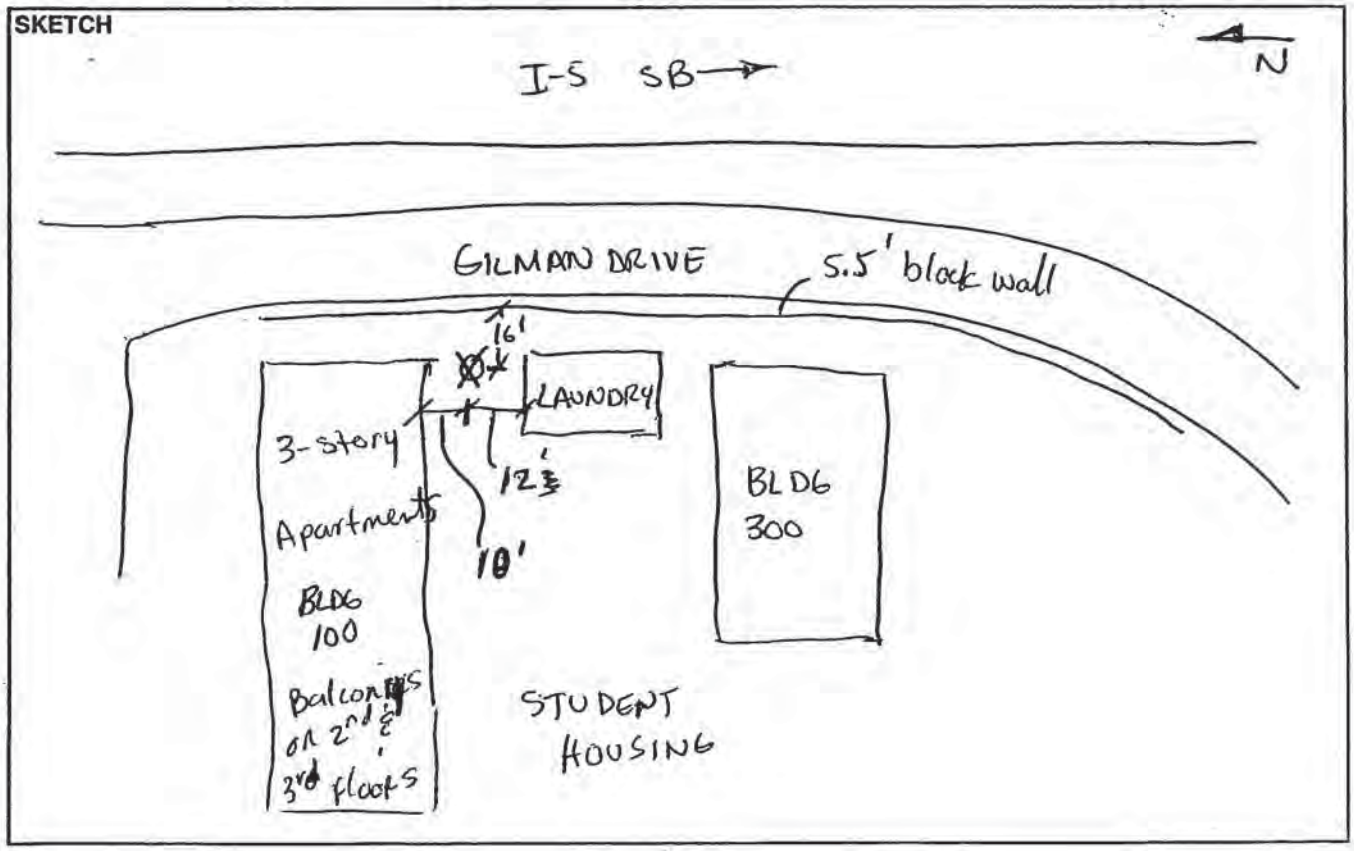

PARSONS

NOISE MEASUREMENT FORM

PROJECT:	ENGINEER/TECHNICIAN:	DATE:
I-5/I-805 San Diego	L.ARMER ~~Joel Vazquez~~	3/31/04

LOCATION:	SITE NO.:
TORREY VILLA RESORT APARTMENTS CARMEL VALLEY	ST 2.1

SOUND LEVEL METER:	MICROPHONE:	PRE AMP:	NOTES:
NL15	—	—	SKIES: OVERCAST
SERIAL #: 591084	SERIAL #: —	SERIAL #:	WIND: 1-4.5 mph
CALIBRATOR:	CALIBRATION/OFFSET, dB: 105.3 105.3	TIME: 9:35AM	63°F 72% HUM
METER SETTINGS: A-WTD, SLOW, 20 MIN INTVL Measured simultaneously w/ LT 41			photo #4

TIME START	TIME DURATION	L_1	L_{10}	L_{25}	L_{50}	L_{90}	L_{99}	L_{MIN}	L_{MAX}	L_{eq}	NOTES:
9:43am	19:56								73.6	67.9	

SKETCH

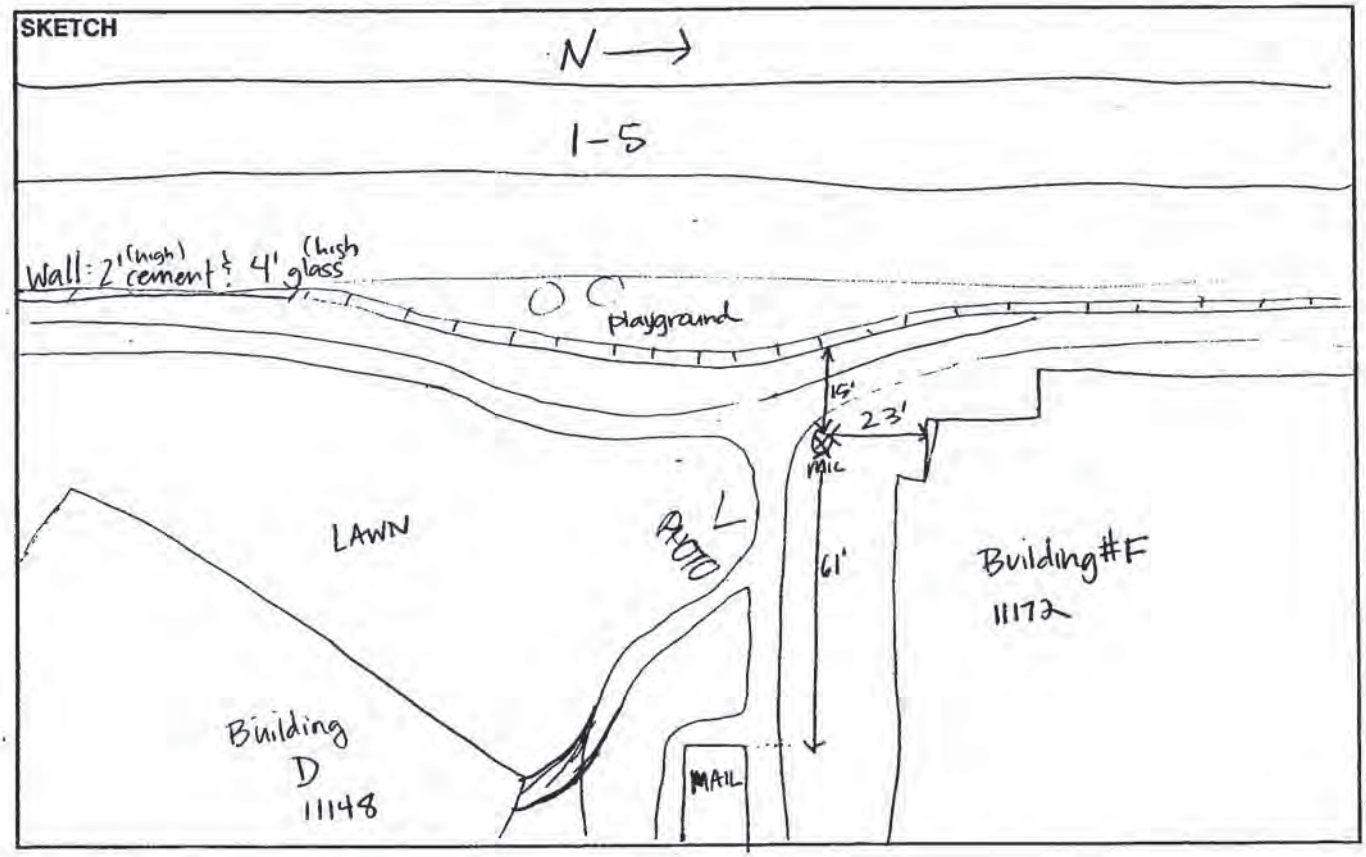

PARSONS

NOISE MEASUREMENT FORM

PROJECT: I-5/I-805 San Diego	ENGINEER/TECHNICIAN: Emery Tuttle	DATE: 4-2-04
LOCATION: 13680 TORREY VIEW CT (CONDO)		SITE NO.: ST3.1/CAL3.1

SOUND LEVEL METER:	MICROPHONE:	PRE AMP:	NOTES:
LD-2900	1/2" R.I.	900B	TEMP: 70.2 °F
SERIAL #: 0427	SERIAL #:	SERIAL #: 3339	WIND: 0-1 mph NW
CALIBRATOR: CA250	CALIBRATION/OFFSET, dB: 114.0/114.1	TIME:	HUM: 46%
METER SETTINGS: A-WTD, SLOW Measured simultaneously w/ LT 41			SKIES: PTLY. CLDY. photo 14 (L.A's camera)

TIME START	TIME DURATION	L_1	L_{10}	L_{25}	L_{50}	L_{90}	L_{99}	L_{MIN}	L_{MAX}	L_{eq}	NOTES:
9:00 AM	20 MIN	70.0	66.0	65.5	64.5	63.0	61.5	61.0	73.5	65.0	PHOTOS # 62 & 63

SKETCH

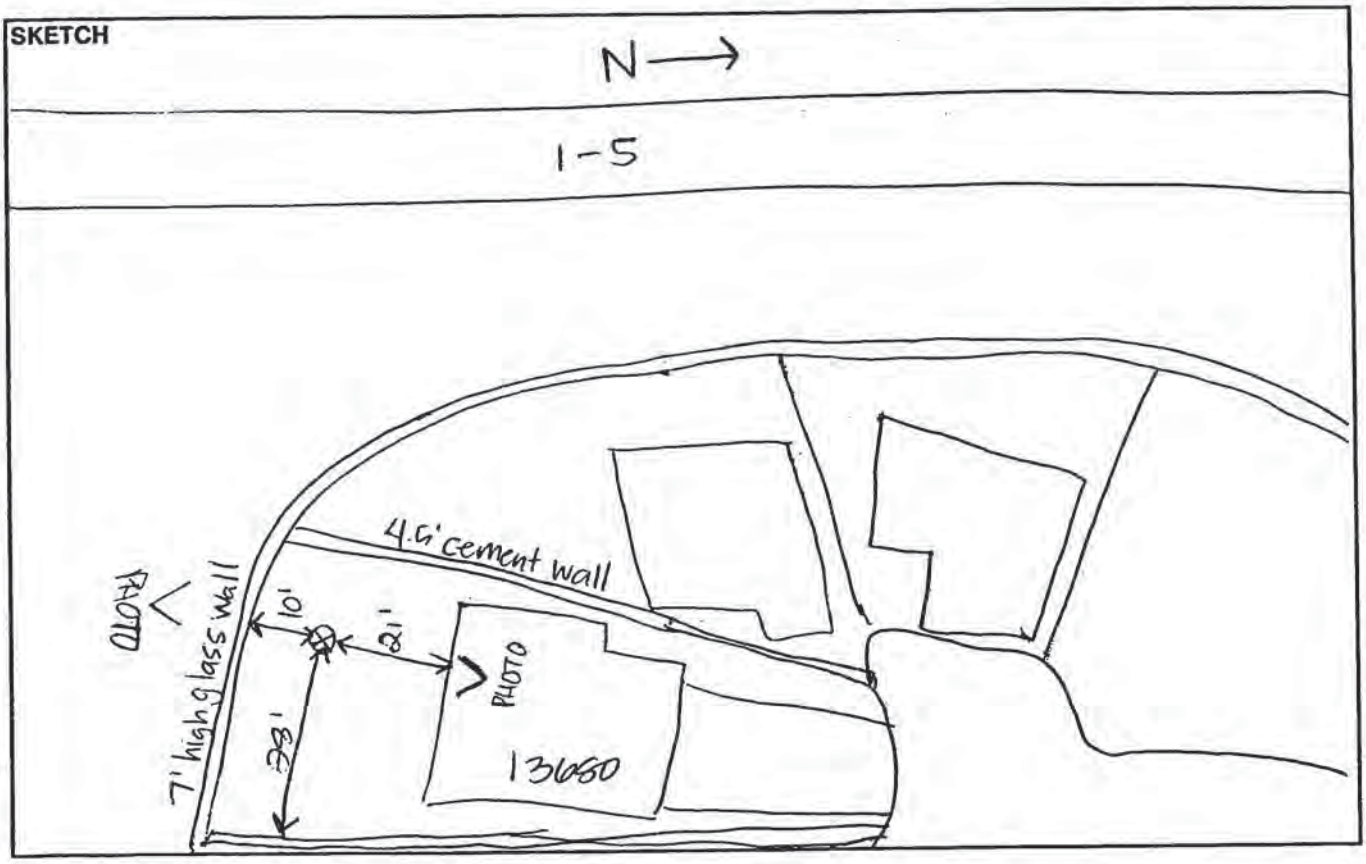

PARSONS

NOISE MEASUREMENT FORM

PROJECT:	ENGINEER/TECHNICIAN:	DATE:
I-5/I-805 San Diego	L. ARMER ~~Joel Vazquez~~	3/31/04

LOCATION:	SITE NO.:
2784 Camino San Marino, Del Mar — Multi-family/condos unit	ST 4.1

SOUND LEVEL METER:	MICROPHONE:	PRE AMP:	NOTES:
NL-15	—	—	SKIES OVERCAST
SERIAL #: 591054	SERIAL #: —	SERIAL #:	WIND 0-1 MPH
CALIBRATOR:	CALIBRATION/OFFSET, dB: 105.3	TIME: 9:07AM	64°F
METER SETTINGS: A-WTD. SLOW 20 MIN INTVL Measured simultaneously w/ LT40			67% HUM Photo #3

TIME START	TIME DURATION	L_1	L_{10}	L_{25}	L_{50}	L_{90}	L_{99}	L_{MIN}	L_{MAX}	L_{eq}	NOTES:
9:05AM	20:49								73.0	68.6	

SKETCH

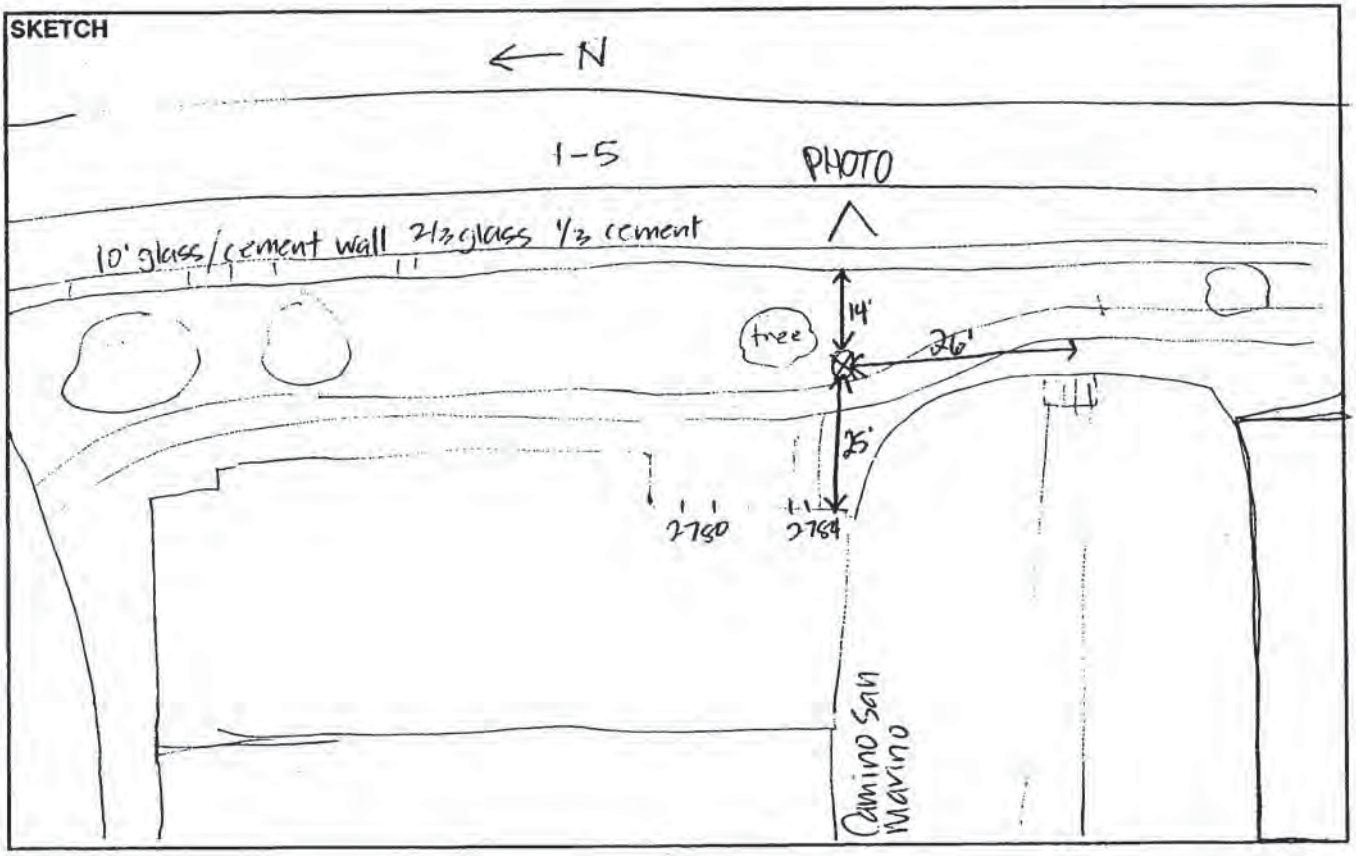

PARSONS

NOISE MEASUREMENT FORM

PROJECT:	ENGINEER/TECHNICIAN:	DATE:
I-5/I-805 San Diego	L. ARMER ~~Joel Vazquez~~	3/31/04

LOCATION:	SITE NO.:
13088 Camino Cristobal, Del Mar CONDOMINIUMS	ST 4.3

SOUND LEVEL METER:	MICROPHONE:	PRE AMP:	NOTES:
NL-16	–	–	SKIES OVERCAST
SERIAL #: 511054	SERIAL #: –	SERIAL #: –	66°F
CALIBRATOR:	CALIBRATION/OFFSET, dB: 105.3 105.3	TIME: 8:30AM	63% HUM
METER SETTINGS: Measured simultaneously w/ LT40 A-WTD, SLOW. 30 MIN INTVL			WIND: 0-1 MPH
			Photo #2

TIME START	TIME DURATION	L_1	L_{10}	L_{25}	L_{50}	L_{90}	L_{99}	L_{MIN}	L_{MAX}	L_{eq}	NOTES:
8:35AM	20:47								73.2	68.3	

SKETCH

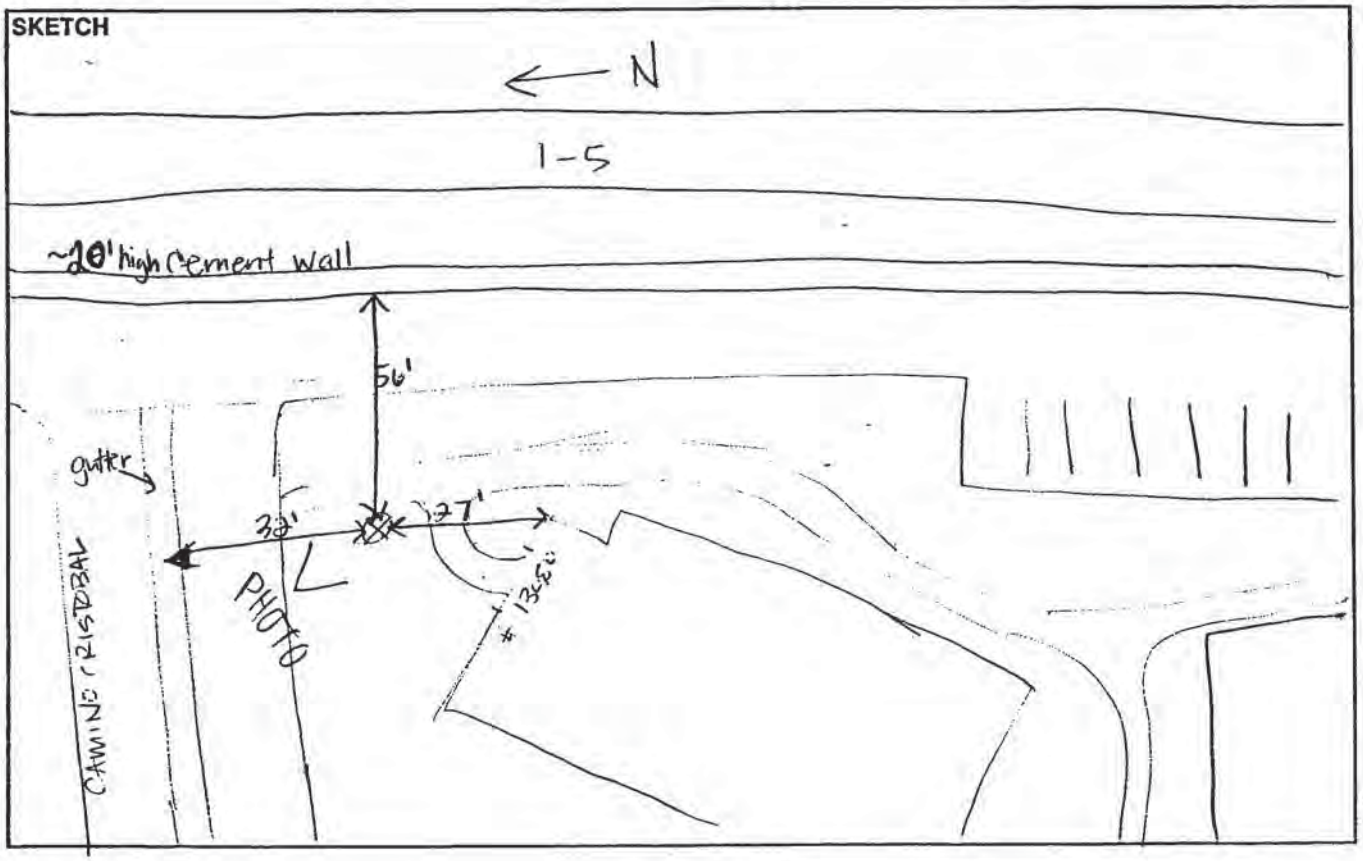

PARSONS

NOISE MEASUREMENT FORM

PROJECT:	ENGINEER/TECHNICIAN:	DATE:
I-5/I-805 San Diego	Joel Vazquez	3/31/04

LOCATION:	SITE NO.:
13231 Portofino Drive	ST4.3/CAL4.1

SOUND LEVEL METER:	MICROPHONE:	PRE AMP:	NOTES:
LD2900	LD2559	LD200B	T: 66.8°F
SERIAL #: 2900A 0484	SERIAL #: 2206	SERIAL #: 3200	W: 1.1 mph, NN H: 51%
CALIBRATOR: OA250/ SN 2171	CALIBRATION/OFFSET, dB: 114.0 / 114.0	TIME: 14:10:10	Skies: partly cloudy
METER SETTINGS: A-weighted, slow, 20 minute interval Measured simultaneously w/ LT40			Receivers elevated Photo: 14

TIME START	TIME DURATION	L_1	L_{10}	L_{25}	L_{50}	L_{90}	L_{99}	L_{MIN}	L_{MAX}	L_{eq}	NOTES:
14:13:12	20min	70.0	69.0	68.5	68.0	67.0	66.0	65.5	72.0	68.0	resident complains about noise reflections from buildings across freeway.

SKETCH

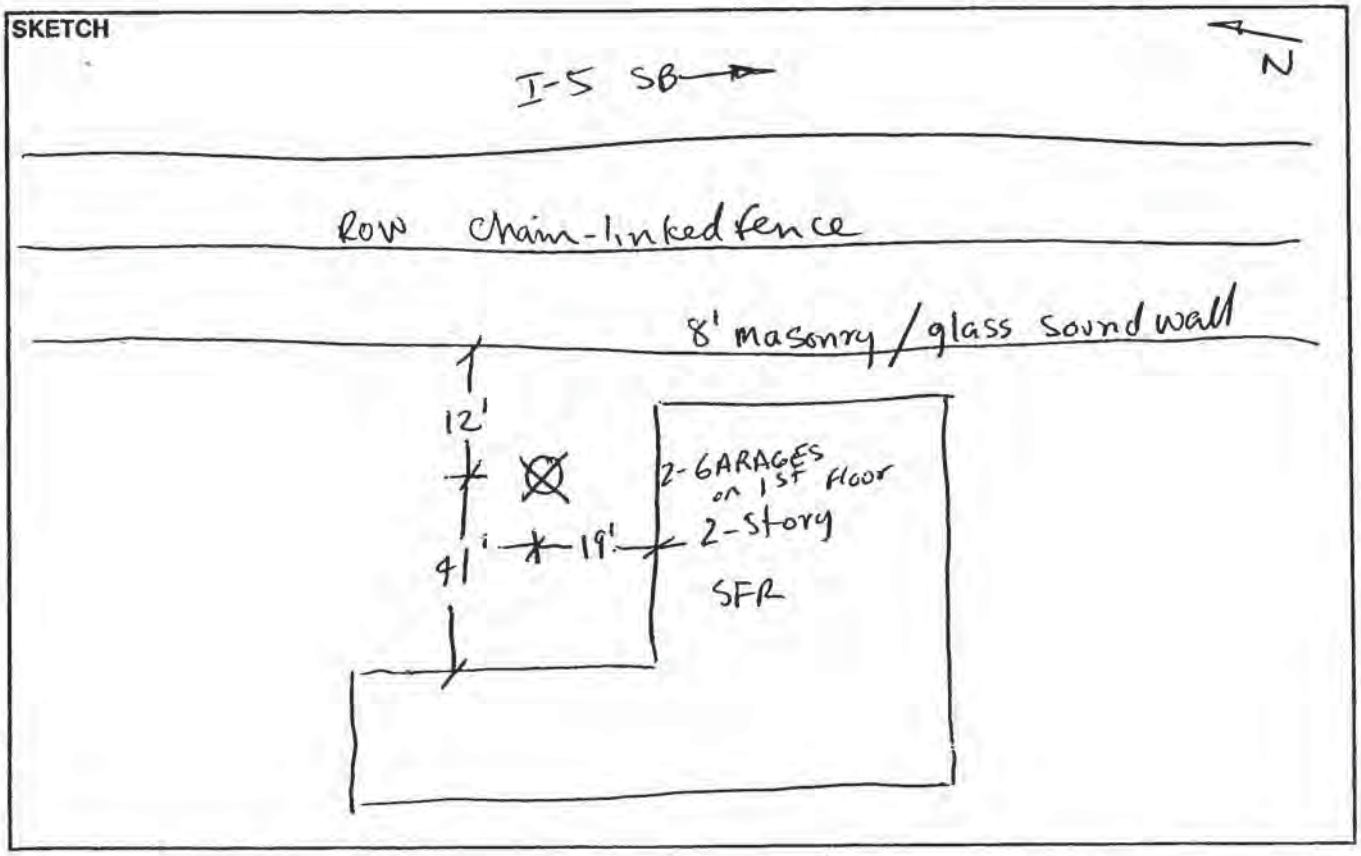

PARSONS

NOISE MEASUREMENT FORM

PROJECT:	ENGINEER/TECHNICIAN:	DATE:
I-5/I-805 San Diego	L. ARMER ~~Joel Vazquez~~	3/31/04

LOCATION:	SITE NO.:
CASA DEL MAR APARTMENTS	ST4.4/CAL4.2

SOUND LEVEL METER:	MICROPHONE:	PRE AMP:	NOTES:
NL-16	—	—	SKIES PARTLY CLOUDY
SERIAL #: 591054	SERIAL #: —	SERIAL #: —	WIND: 0-3mph
CALIBRATOR:	CALIBRATION/OFFSET, dB: 105.3	TIME: 2:05pm	64°F
METER SETTINGS: A-WTD, SLOW, 30 MIN INTVL Measured simultaneously w/ LT40			63% HUM photo 5,6,7

TIME START	TIME DURATION	L_1	L_{10}	L_{25}	L_{50}	L_{90}	L_{99}	L_{MIN}	L_{MAX}	L_{eq}	NOTES:
2:11pm	19:59								90.1	76.5	

SKETCH

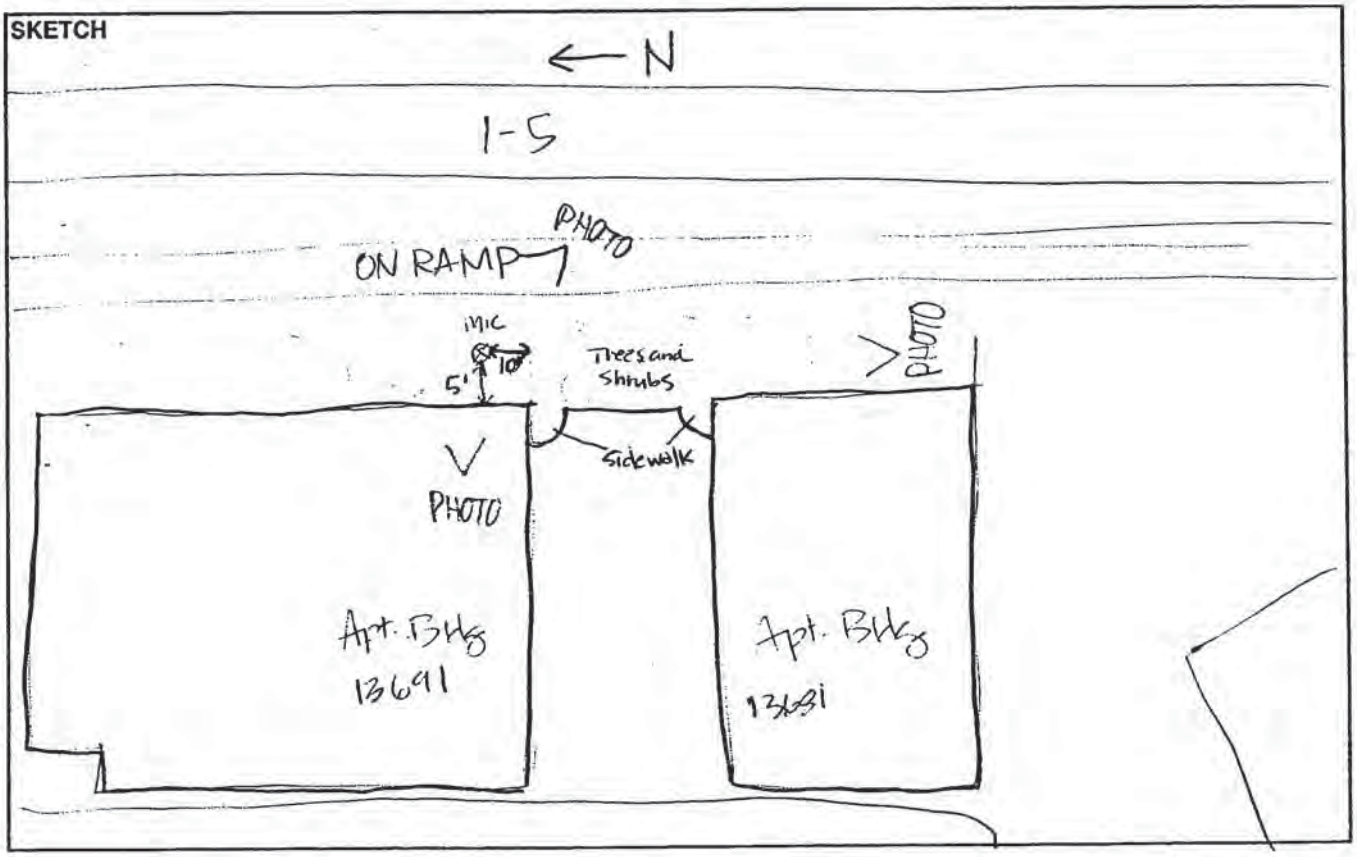

PARSONS

NOISE MEASUREMENT FORM

PROJECT:	ENGINEER/TECHNICIAN:	DATE:
I-5/I-805 San Diego	Joel Vazquez	4/01/04

LOCATION:	SITE NO.:
3528 Voyager Circle (East Bluff Community)	ST5.1/CAL5.1

SOUND LEVEL METER:	MICROPHONE:	PRE AMP:	NOTES:
LD2900	LD2559	LD900B	T: 61.3°F
SERIAL #: 2900A0484	SERIAL #: 2206	SERIAL #: 3200	W: 0.8 mph, NE
CALIBRATOR: CA250 / SN 2171	CALIBRATION/OFFSET, dB: 114.0 / 113.9	TIME: 10:40:00	H: 65%
			Skies: overcast
METER SETTINGS: A-weighted, slow, 20 minute interval			Receivers elevated
Measured simultaneously w/ LT39			Photo: 17, 18

TIME START	TIME DURATION	L_1	L_{10}	L_{25}	L_{50}	L_{90}	L_{99}	L_{MIN}	L_{MAX}	L_{eq}	NOTES:
10:42:25	20 min	68.5	67.5	67.0	66.0	64.5	63.5	63.0	69.5	66.5	

SKETCH

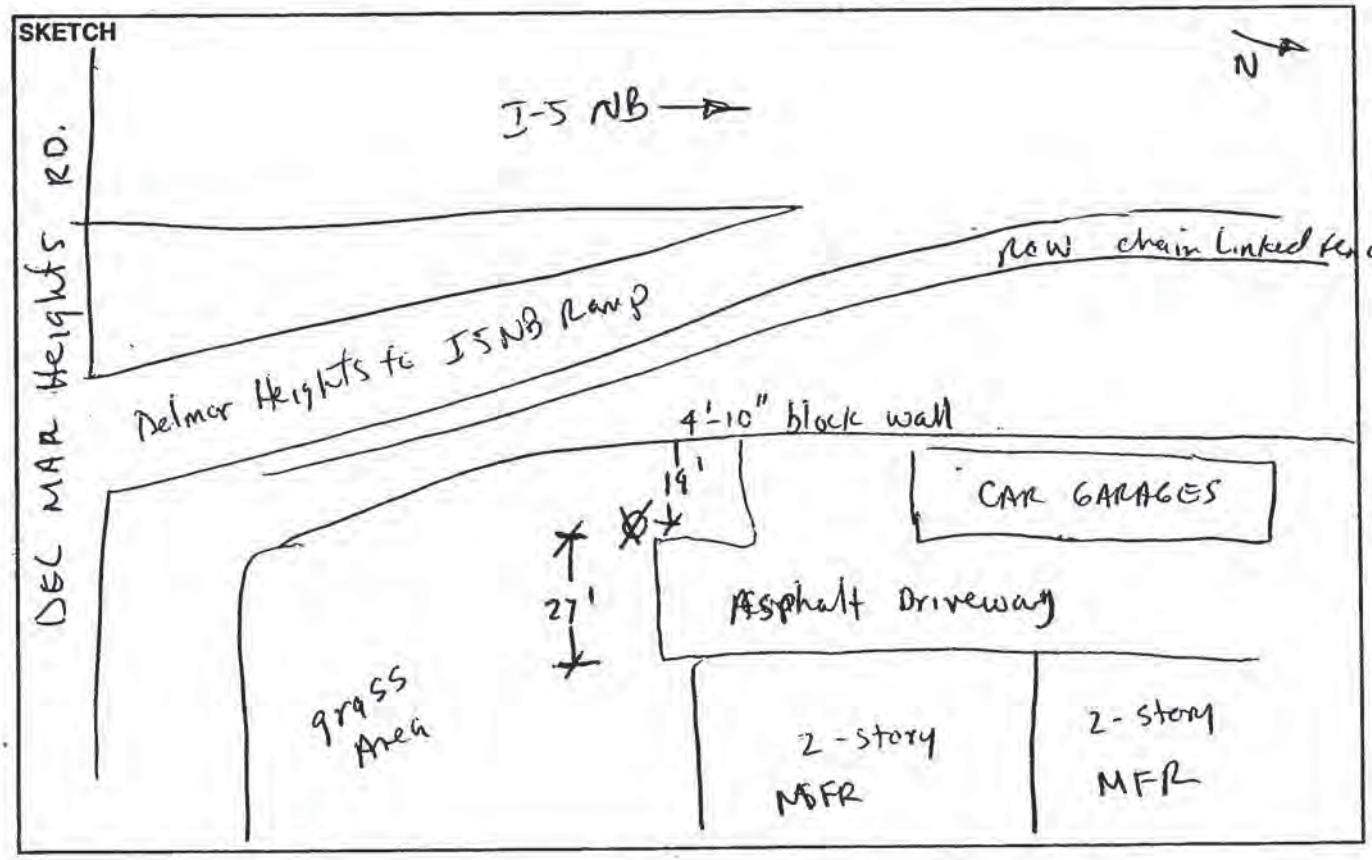

PARSONS

NOISE MEASUREMENT FORM

PROJECT:	ENGINEER/TECHNICIAN:	DATE:
I-5/I-805 San Diego	Joel Vazquez	4/01/04

LOCATION:	SITE NO.:
14065 Bella Del Mar Apartment Homes, Del MAR	ST5.2/CAL5.2

SOUND LEVEL METER:	MICROPHONE:	PRE AMP:	NOTES:
LD2900	LD 2559	LD900B	T: 71.4
SERIAL #: 2900A0484	SERIAL #: 2206	SERIAL #: 3200	H: 74%
CALIBRATOR: CA250 / SN2127	CALIBRATION/OFFSET, dB: 114.0 /	TIME: 11:23:30	W: 1.0mph, NW Skies: overcast receivers elevated
METER SETTINGS: A-weighted, slow, 20 minute interval Measured simultaneously w/ LT39			Photo: 19, 20, 21

TIME START	TIME DURATION	L_1	L_{10}	L_{25}	L_{50}	L_{90}	L_{99}	L_{MIN}	L_{MAX}	L_{eq}	NOTES:
11:25:07	20 min	76.0	70.0	70.0	69.0	68.0	67.6	66.0	71.5	69.5	

SKETCH

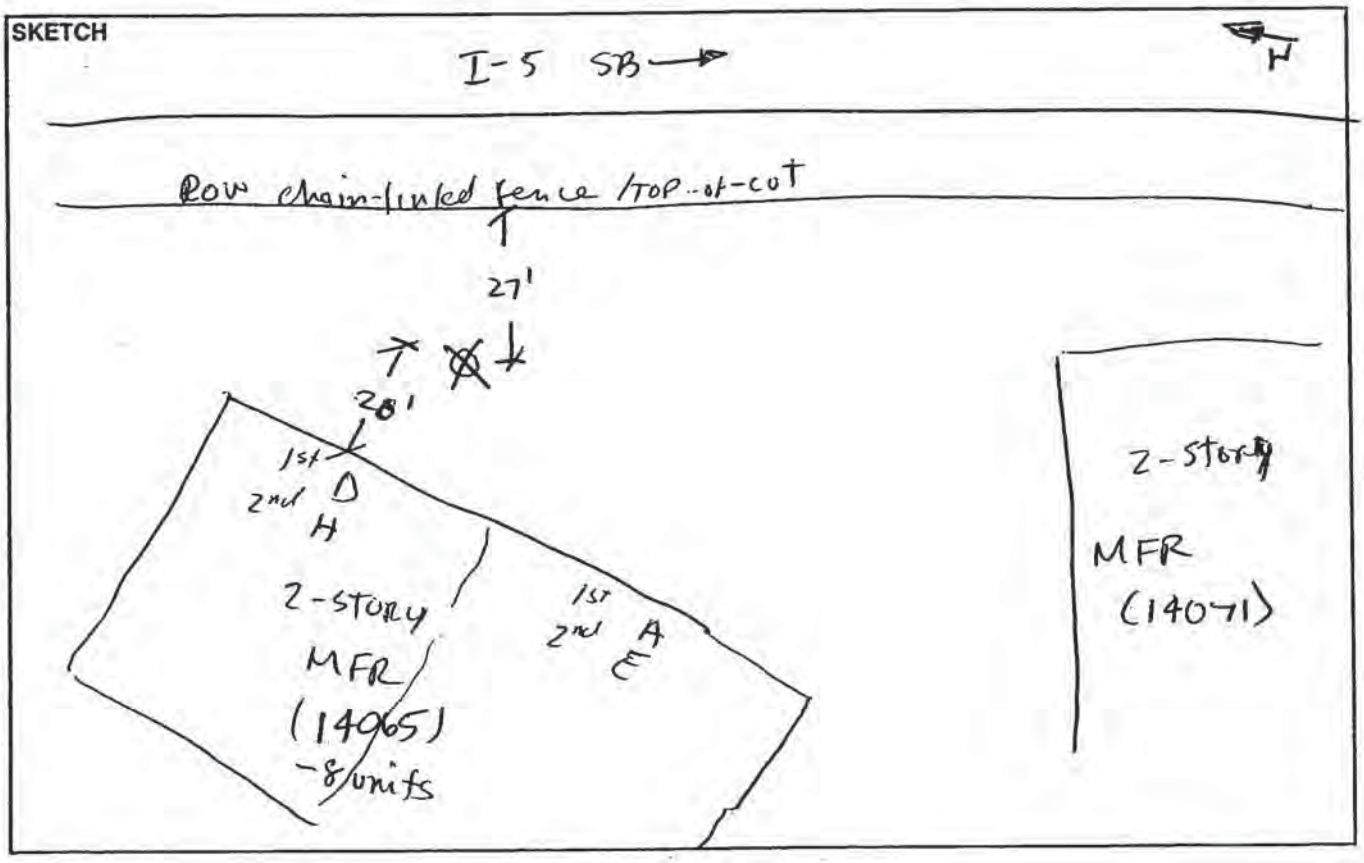

PARSONS

NOISE MEASUREMENT FORM

PROJECT:	ENGINEER/TECHNICIAN:	DATE:
I-5/I-805 San Diego	L. ARMER ~~Joel Vazquez~~	4/1/04

LOCATION:	SITE NO.:
13204 Overpark Road, Del Mar S.F. Res.	ST 5.4/CAE 5.3

SOUND LEVEL METER:	MICROPHONE:	PRE AMP:	NOTES:
NL-15	—	—	SKIES OVERCAST
SERIAL #: 5910584	SERIAL #: —	SERIAL #: —	66°F
CALIBRATOR:	CALIBRATION/OFFSET, dB: 105.4	TIME: 10:44AM	63% HUM
METER SETTINGS: Measured simultaneously w/ LT 39 A-WTD, SLOW, 20MIN INTVL			WIND: 1-3MPH photo13

TIME START	TIME DURATION	L_1	L_{10}	L_{25}	L_{50}	L_{90}	L_{99}	L_{MIN}	L_{MAX}	L_{eq}	NOTES:
10:45AM	20:00								70.2	64.7	

SKETCH

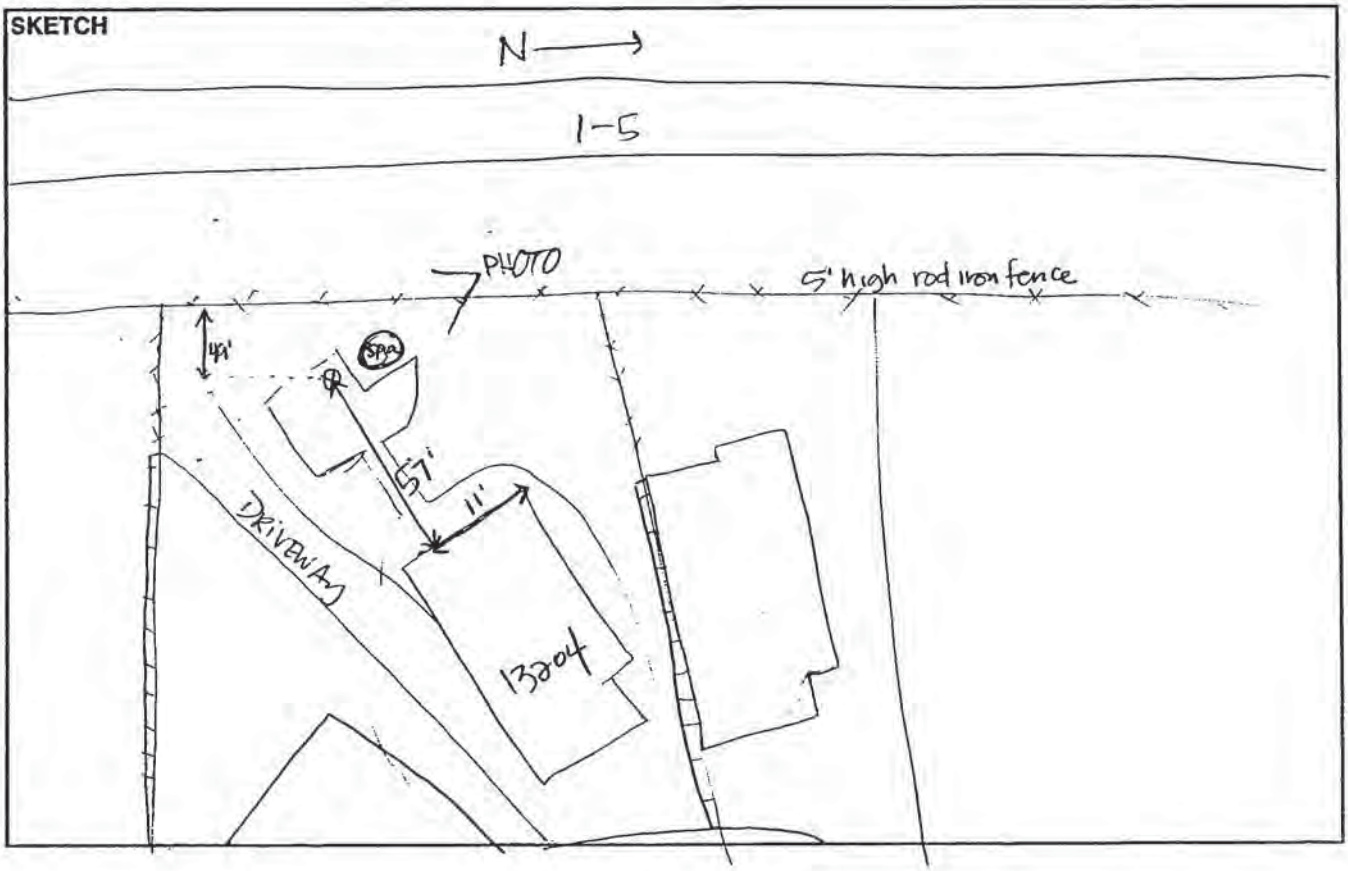

PARSONS

NOISE MEASUREMENT FORM

PROJECT:	ENGINEER/TECHNICIAN:	DATE:
I-5/I-805 San Diego	Joel Vazquez	3/30/04

LOCATION:	SITE NO.:
15863 Highland Court	ST 6.1/CAL 6.1

SOUND LEVEL METER:	MICROPHONE:	PRE AMP:	NOTES:
LD2900	LD 2559	LD900B	T: 68.4°F
SERIAL #: 2900A 0484	SERIAL #: 2206	SERIAL #: 3200	H: 58%
CALIBRATOR: CA250/SN 2127	CALIBRATION/OFFSET, dB: 114.0 / 114.0	TIME: 12:45:13	W: 0.9 mph, NE
METER SETTINGS: A-weighted, Slow, 20 minute interval Measured simultaneously w/ LT36			Receivers elevated in this area Photo: 1,2,3

TIME START	TIME DURATION	L_1	L_{10}	L_{25}	L_{50}	L_{90}	L_{99}	L_{MIN}	L_{MAX}	L_{eq}	NOTES:
13:16:57	20 min	65.0	62.0	61.0	60.0	58.0	56.5	56.5	77.5	59.9	Truck door slams: 77.5 dBA

SKETCH

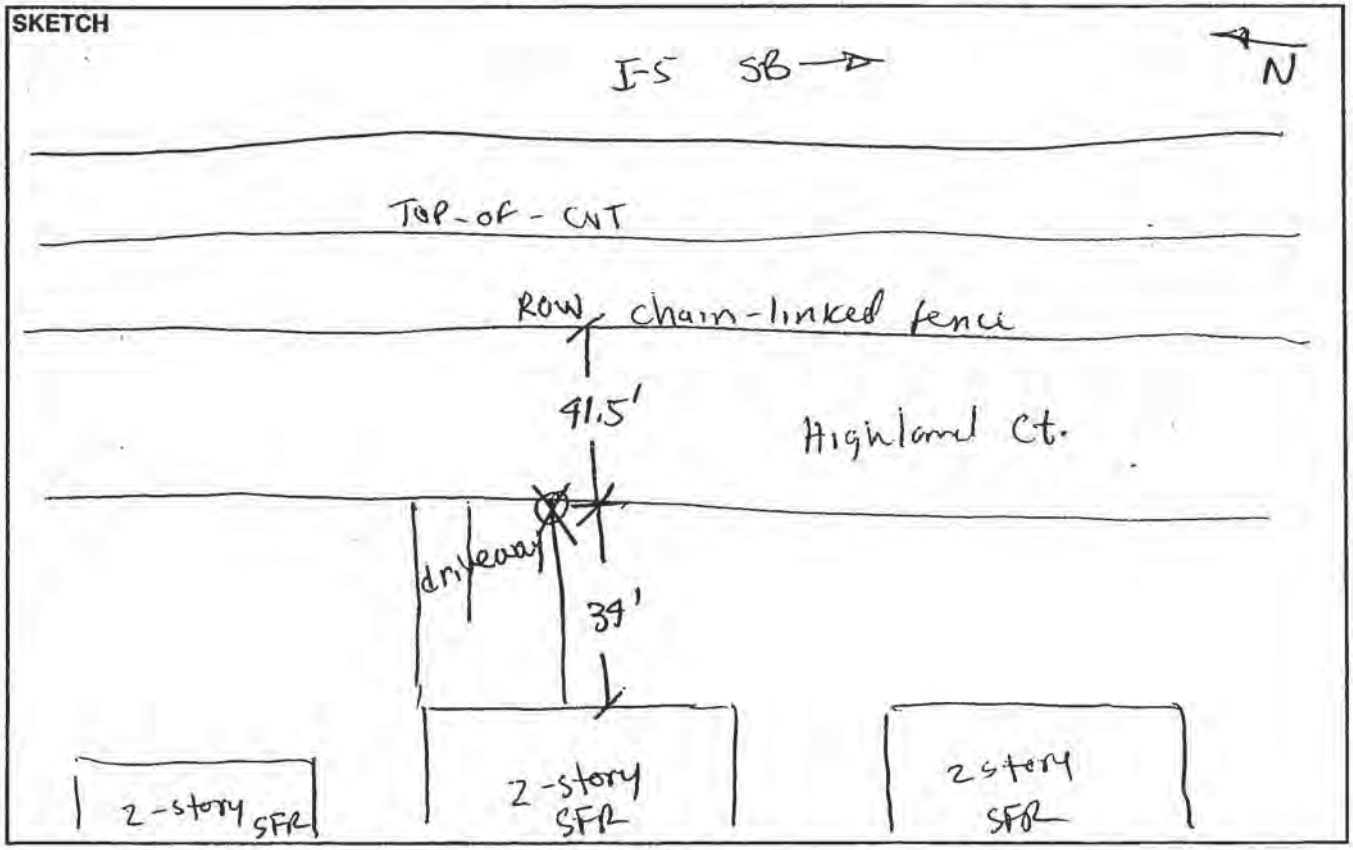

PARSONS

NOISE MEASUREMENT FORM

PROJECT:	ENGINEER/TECHNICIAN:	DATE:
I-5/I-805 San Diego	L. ARMER ~~Joel Vazquez~~	3/30/04

LOCATION:	SITE NO.:
695 Marine View Ave Solana Beach SF Res	ST 6.2/CAL 6.2

SOUND LEVEL METER:	MICROPHONE:	PRE AMP:	NOTES:
NL-15	–	–	SKIES OVERCAST
SERIAL #: 591064	SERIAL #: –	SERIAL #: –	WIND: 0-2 mph
CALIBRATOR:	CALIBRATION/OFFSET, dB: 105.3	TIME: 1:11pm	63°F 17% HUM

METER SETTINGS:
A-WTD, SLOW 20 MIN INTVL
Measured simultaneously w/ LT35

photo #1

TIME START	TIME DURATION	L_1	L_{10}	L_{25}	L_{50}	L_{90}	L_{99}	L_{MIN}	L_{MAX}	L_{eq}	NOTES:
1:20pm	19:58								79.3	74.5	

SKETCH

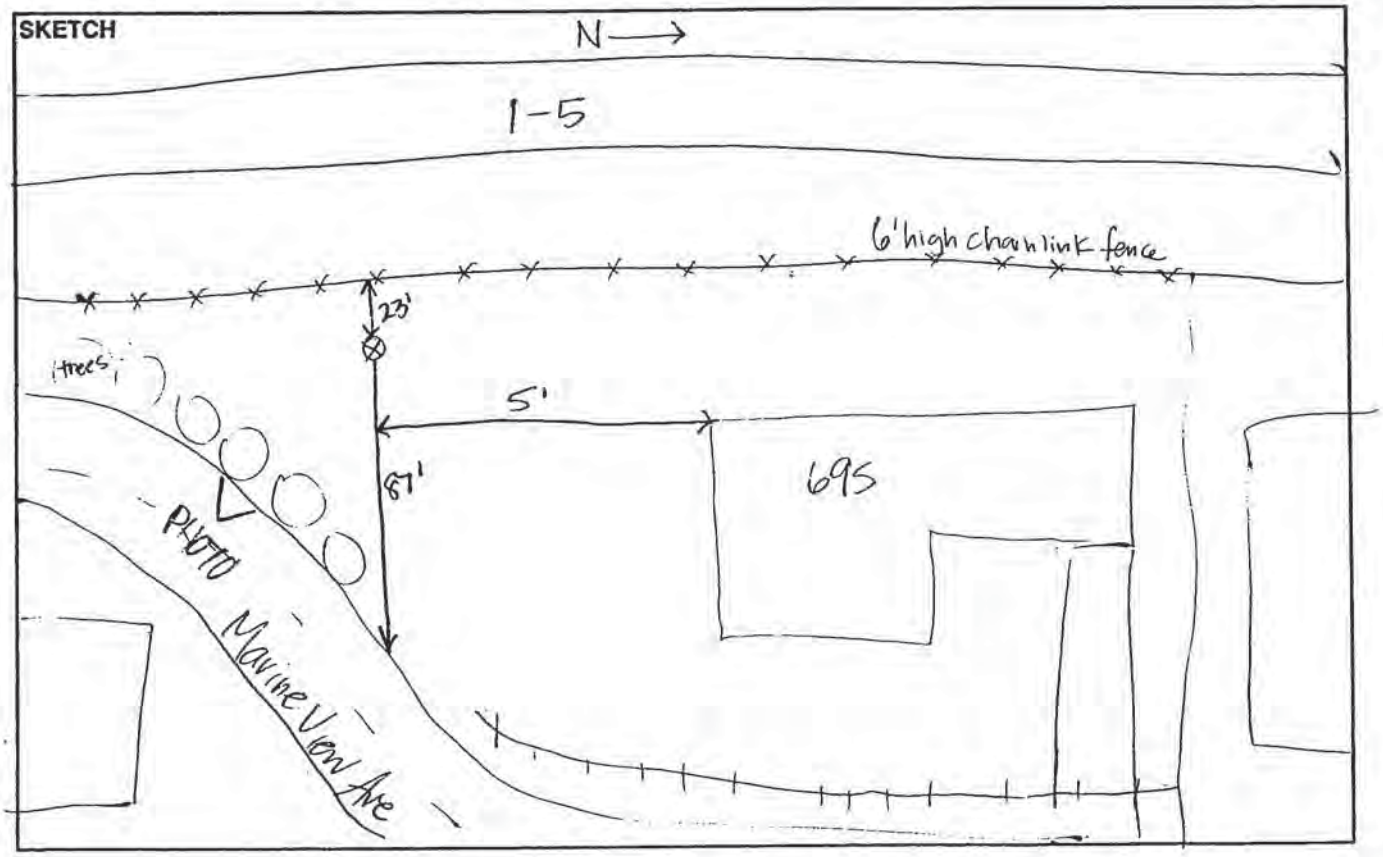

PARSONS

NOISE MEASUREMENT FORM

PROJECT:	ENGINEER/TECHNICIAN:	DATE:
I-5/I-805 San Diego	L. ARMER ~~Joel Vazquez~~	3/30/04

LOCATION:	SITE NO.:
709 IDA AVE EDEN GARDENS (SOLANA BEACH) APT BLDG	ST 6.3

SOUND LEVEL METER:	MICROPHONE:	PRE AMP:	NOTES:
NL-15	—	—	SKIES: OVERCAST; FOGGY
SERIAL #: 591054	SERIAL #: —	SERIAL #: —	WIND: 0-1 MPH
CALIBRATOR:	CALIBRATION/OFFSET, dB: 105.3 105.3	TIME:	64 F
			75% HUM
METER SETTINGS: A-WTD, SLOW, 30 MIN. INTVL Measured simultaneously w/ LT 35			photos 52, 53

TIME START	TIME DURATION	L_1	L_{10}	L_{25}	L_{50}	L_{90}	L_{99}	L_{MIN}	L_{MAX}	L_{eq}	NOTES:
9:06 AM	30:13								66.1	58.6	

SKETCH

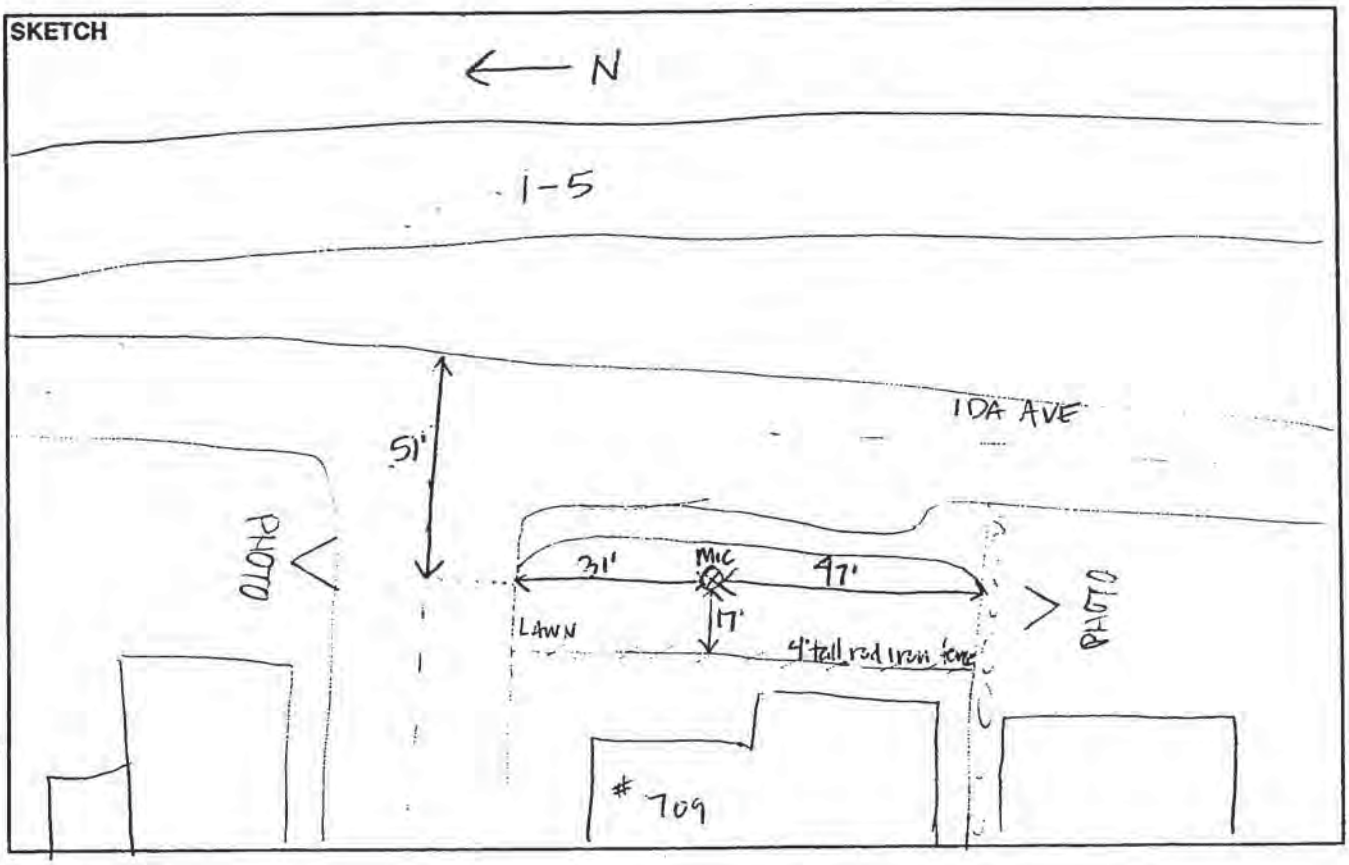

PARSONS

NOISE MEASUREMENT FORM

PROJECT:	ENGINEER/TECHNICIAN:	DATE:
I-5/I-805 San Diego	L. Armer ~~Joel Vazquez~~	3/29/04

LOCATION:	SITE NO.:
Genevieve / Marine View Ct S.F. RES	ST 6.4

SOUND LEVEL METER:	MICROPHONE:	PRE AMP:	NOTES:
NL-15	—	—	SKIES BLUE
SERIAL #: 591084	SERIAL #: —	SERIAL #:	WIND 0-1 MPH
CALIBRATOR:	CALIBRATION/OFFSET, dB:	TIME:	93°F
			17%
METER SETTINGS: A-WTD, SLOW, 30 MIN INTVL Measured simultaneously w/ LT35			49, 50, 51 photos

TIME START	TIME DURATION	L_1	L_{10}	L_{25}	L_{50}	L_{90}	L_{99}	L_{MIN}	L_{MAX}	L_{eq}	NOTES:
4:45pm	30:03								75.4	69.2	

SKETCH

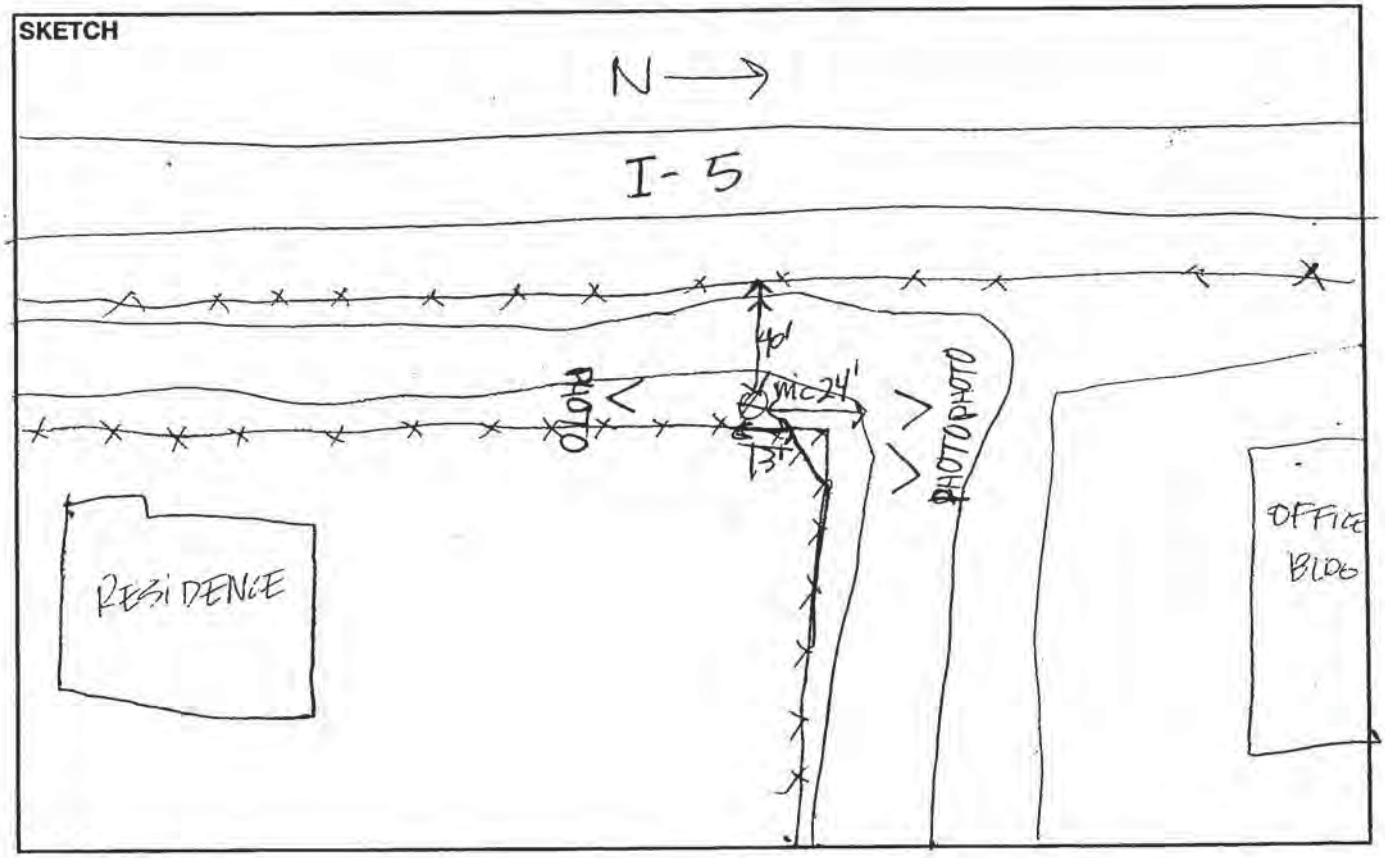

PARSONS

NOISE MEASUREMENT FORM

PROJECT:	ENGINEER/TECHNICIAN:	DATE:
I-5/I-805 San Diego	L. ARMER ~~Joel Vazquez~~	3/29/04

LOCATION:	SITE NO.:
MARINE VIEW AVE, SOLANA BCH SANTA FE MONTESSORI SCHOOL	ST 6.5

SOUND LEVEL METER:	MICROPHONE:	PRE AMP:	NOTES:
NL-15	–	–	SKIES: BLUE
SERIAL #: 591084	SERIAL #: –	SERIAL #: –	WIND: 0-1MPH
CALIBRATOR:	CALIBRATION/OFFSET, dB: 105.3 105.3	TIME:	86 F 18% HUM
METER SETTINGS: Measured simultaneously w/ LT35 A-WTD, SLOW, 20 MIN INTVL			Photos 47, 48

TIME START	TIME DURATION	L_1	L_{10}	L_{25}	L_{50}	L_{90}	L_{99}	L_{MIN}	L_{MAX}	L_{eq}	NOTES:
4:25pm	19:58								72.0	66.4	

SKETCH

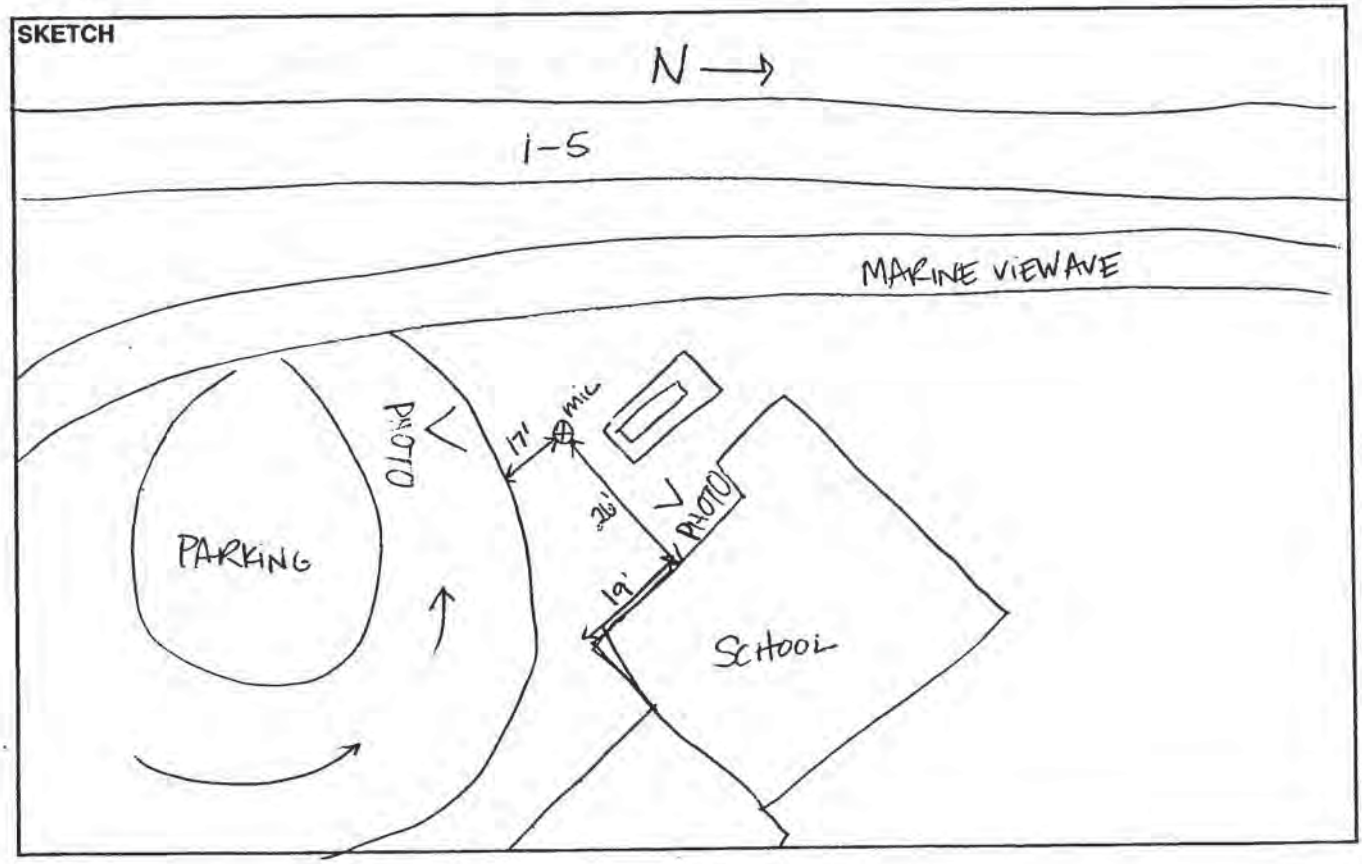

PARSONS

NOISE MEASUREMENT FORM

PROJECT:	ENGINEER/TECHNICIAN:	DATE:
I-5/I-805 San Diego	Joel Vazquez	3/30/07

LOCATION:	SITE NO.:
200 Marine View ~~[illegible]~~ Avenue	ST 6.6

SOUND LEVEL METER:	MICROPHONE:	PRE AMP:	NOTES:
LD2900	LD2559	LD900B	T: 62°F
SERIAL #: 2900 A0484	SERIAL #: 2206	SERIAL #: 3200	H: 80%
			W: 3.0 mph
CALIBRATOR: CA250 / SN2127	CALIBRATION/OFFSET, dB: 114.0 / 114.0	TIME: 09:25:00	Receiver elevated
METER SETTINGS: A-weighted, slow, 20 minute interval			54, 55, 56, 57
Measured simultaneously w/ LT35			Photo:

	TIME START	TIME DURATION	L_1	L_{10}	L_{25}	L_{50}	L_{90}	L_{99}	L_{MIN}	L_{MAX}	L_{eq}	NOTES:
A	9:44:47	20min	78.0	77.0	76.5	75.5	72.5	71.0	67.5	79.0	75.5	2900
B										69.3	60.8	NL15

simultaneous

SKETCH

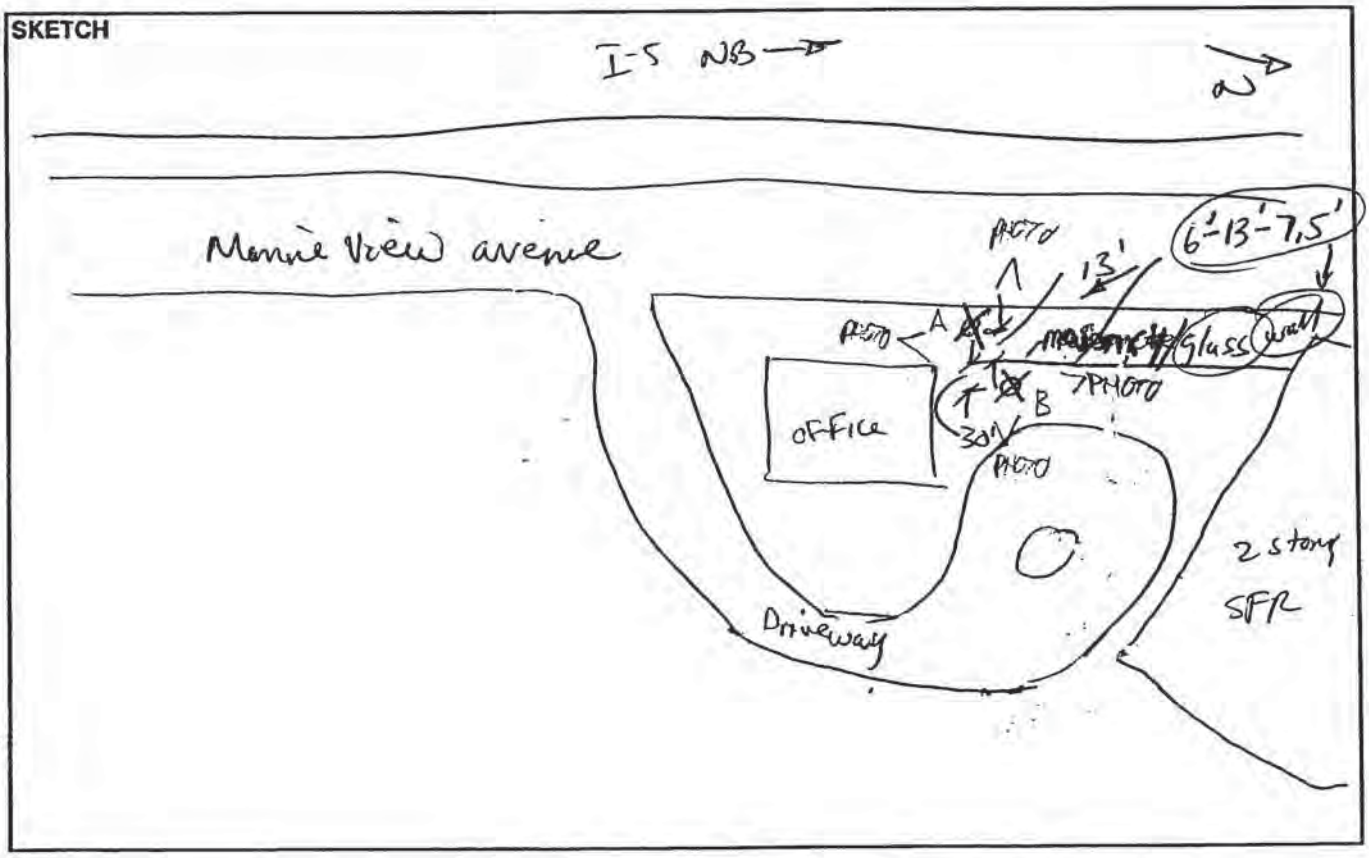

PARSONS

NOISE MEASUREMENT FORM

PROJECT:	ENGINEER/TECHNICIAN:	DATE:
I-5/I-805 San Diego	Emery Tuttle	3-30-04

LOCATION:	SITE NO.:
838 ACADEMY CHRISTIAN SCHOOL	ST 6.7/CAL 6.3

SOUND LEVEL METER:	MICROPHONE:	PRE AMP:	NOTES:
LD-2900	1/2" R.I.	900B	TEMP: 64°F
SERIAL #: 0427	SERIAL #:	SERIAL #: 3339	WIND: 1-3MPH N.
CALIBRATOR: CA250	CALIBRATION/OFFSET, dB: 114.0/114.0	TIME: 1:10P	HUM: 75%
METER SETTINGS: A-WTD, SLOW			SKIES: PTLY. CLDY.
Measured simultaneously w/ LT35			

TIME START	TIME DURATION	L_1	L_{10}	L_{25}	L_{50}	L_{90}	L_{99}	L_{MIN}	L_{MAX}	L_{eq}	NOTES:
1:17P	20-MIN	74.5	73.0	72.0	71.0	69.5	68.5	68.0	78.0	71.5	PHOTOS # 45, 46 & 47

NB ← I-5 → SB

SKETCH

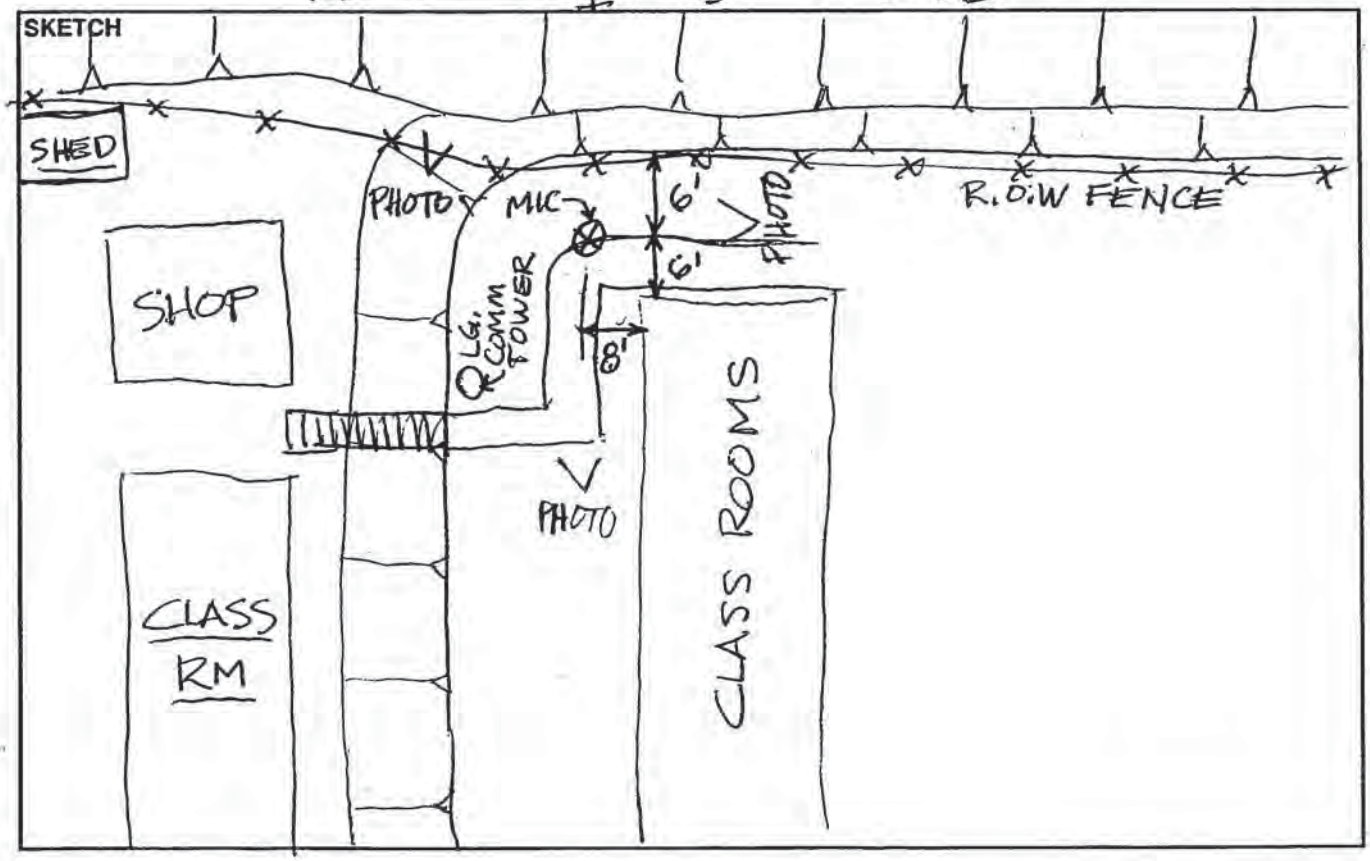

PARSONS

NOISE MEASUREMENT FORM

PROJECT:	ENGINEER/TECHNICIAN:	DATE:
I-5/I-805 San Diego	Emery Tuttle	3-29-04

LOCATION:	SITE NO.:
307 SANTA HELENA	ST 2.1

SOUND LEVEL METER:	MICROPHONE:	PRE AMP:	NOTES:
LD 2900	1/2" R.I.	900B	TEMP : 67°F
SERIAL #: 0427	SERIAL #:	SERIAL #: 3339	WIND : CALM
CALIBRATOR: CA250	CALIBRATION/OFFSET, dB: 114.0/114.1	TIME: 5:35P	HUM : 41%
METER SETTINGS: A-WTD, SLOW Measured simultaneously w/ LT34			SKIES : CLEAR

TIME START	TIME DURATION	L_1	L_{10}	L_{25}	L_{50}	L_{90}	L_{99}	L_{MIN}	L_{MAX}	L_{eq}	NOTES:
5:41P	20-MIN	66.5	63.5	63.0	62.5	61.0	60.0	58.5	69.0	62.5	PHOTOS #39 & 40

SKETCH

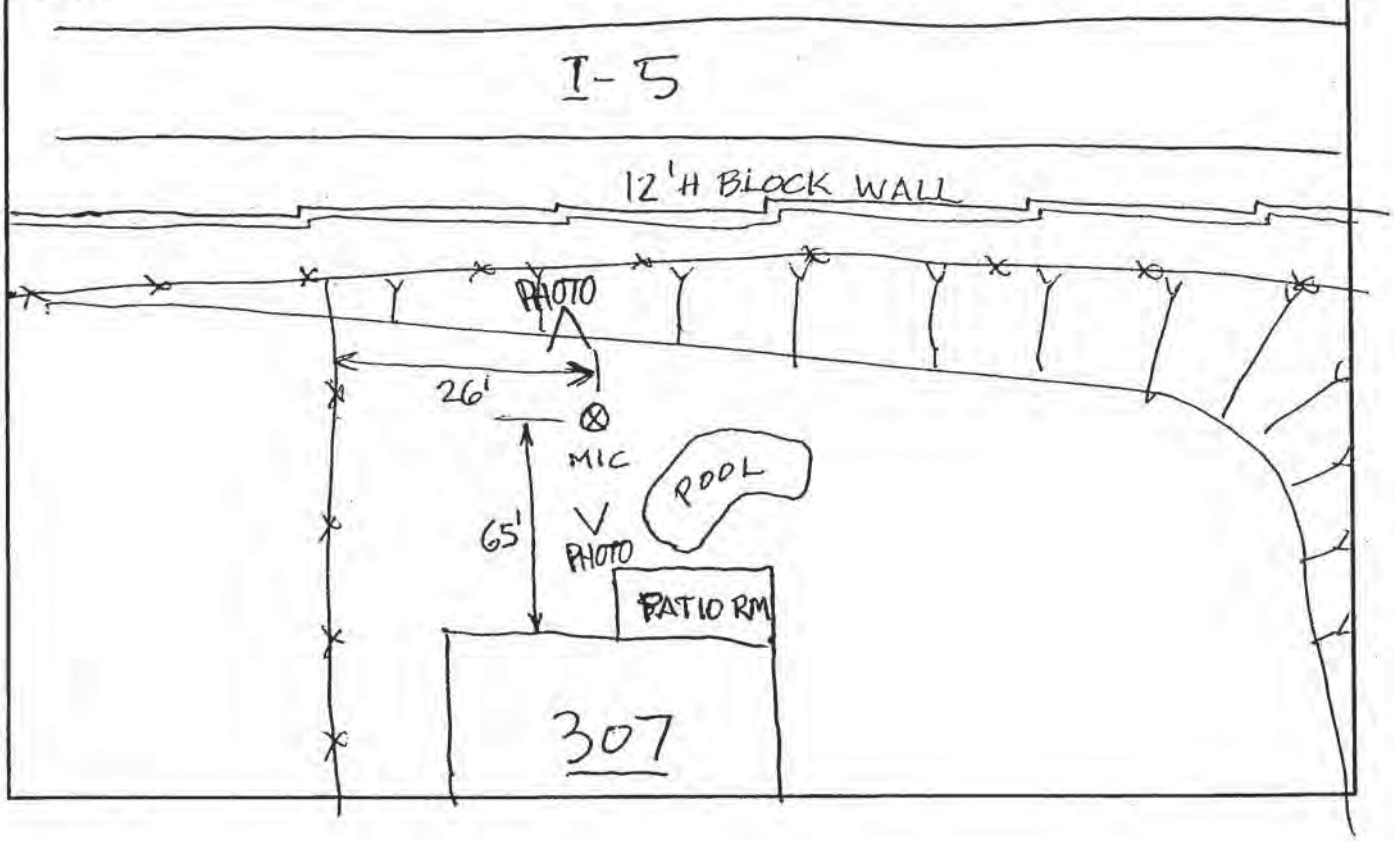

PARSONS

NOISE MEASUREMENT FORM

PROJECT: I-5/I-805 San Diego	ENGINEER/TECHNICIAN: L. ARMER	DATE: 3/29/04
LOCATION: 624 Ridgeline Ct SOLANA BEACH S.F. Res		SITE NO.: ST 7.2/CALT1.1

SOUND LEVEL METER: NL-15	MICROPHONE: —	PRE AMP: —	NOTES: SKIES BLUE
SERIAL #:	SERIAL #: —	SERIAL #:	TEMP 90°F
CALIBRATOR:	CALIBRATION/OFFSET, dB: 105.4 105.3	TIME:	WIND 0-2 mph
METER SETTINGS: Measured simultaneously w/ LT34 A-WTD, SLOW, 20 MIN INTVL			HUM 18%
			photos: 44, 45, 46

TIME START	TIME DURATION	L_1	L_{10}	L_{25}	L_{50}	L_{90}	L_{99}	L_{MIN}	L_{MAX}	L_{eq}	NOTES:
3:45P	20:02								63.8	51.5	

SKETCH

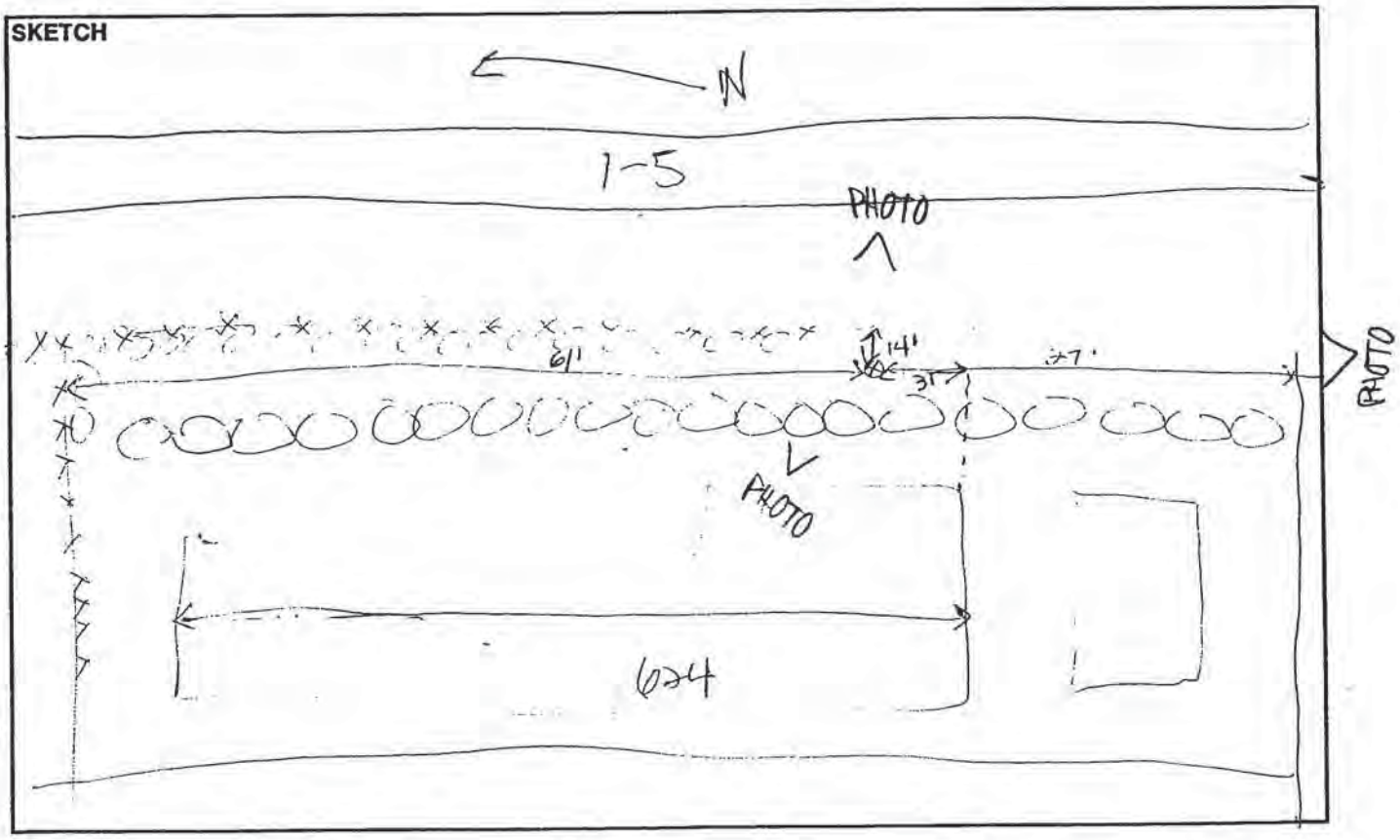

PARSONS

12:51 AM
2:22

NOISE MEASUREMENT FORM

PROJECT:	ENGINEER/TECHNICIAN:	DATE:
I-5/I-805 San Diego	Joel Vazquez	3/29/04

LOCATION:	SITE NO.:
757 Santa Rosarita	ST 7.3/CA 7.2

SOUND LEVEL METER:	MICROPHONE:	PRE AMP:	NOTES:
LD2900	LD 2559	LD906B	T: 85.2°F
SERIAL #: 2900A0484	SERIAL #: 2206	SERIAL #: 3200	W: 3.3mph,
CALIBRATOR: CA 250 / SN 2127	CALIBRATION/OFFSET, dB: 114.0 / 114.0	TIME: 15:10:00	H: 12%
METER SETTINGS: A-weighted, slow, 20 minute interval			Receiver elevated
Measured simultaneously w/ LT 34			Photo: 25, 26

TIME START	TIME DURATION	L_1	L_{10}	L_{25}	L_{50}	L_{90}	L_{99}	L_{MIN}	L_{MAX}	L_{eq}	NOTES:
15:20:37	20 min	71.0	70.0	69.5	69.0	67.5	66.5	66.0	71.0	69.0	

SKETCH

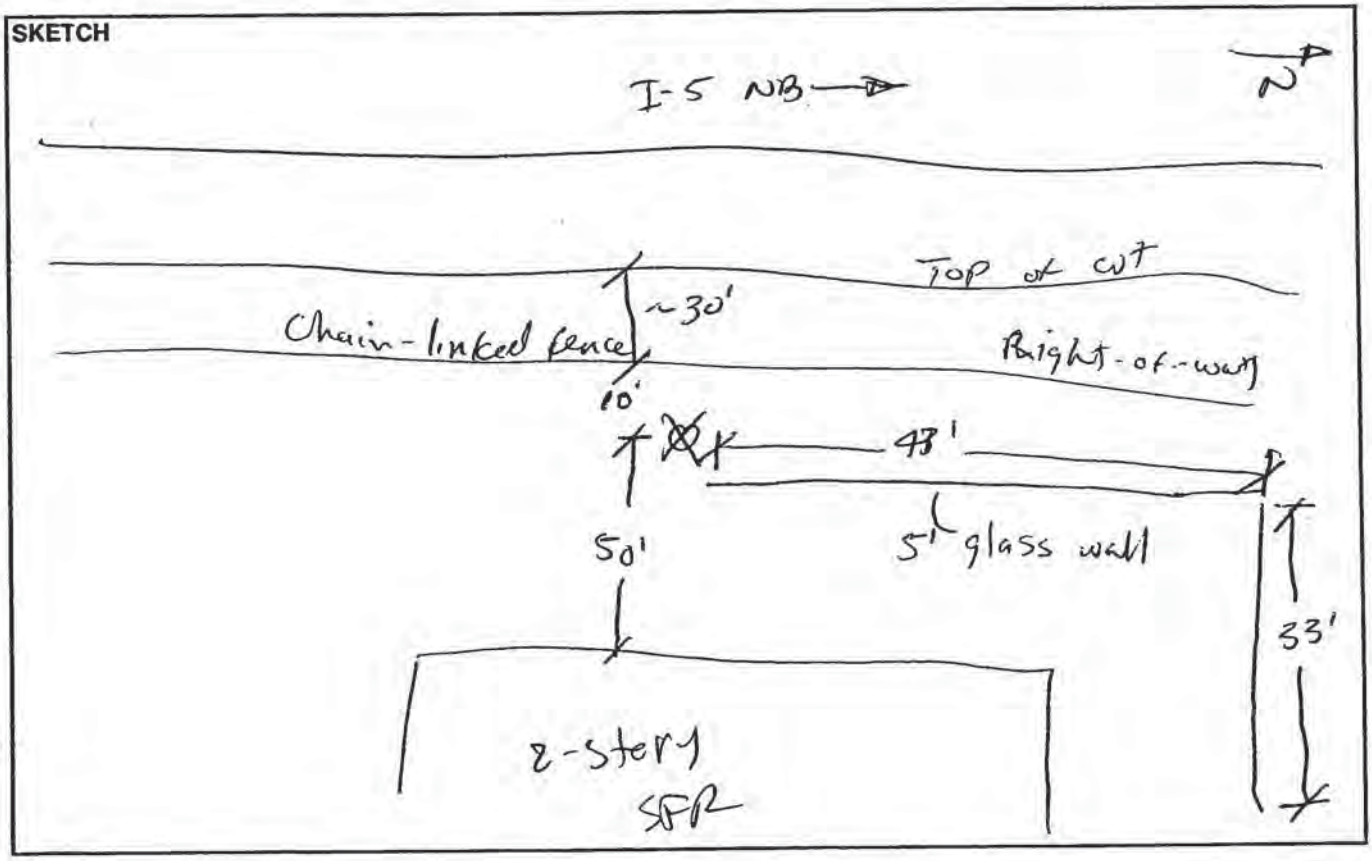

PARSONS

NOISE MEASUREMENT FORM

PROJECT:	ENGINEER/TECHNICIAN:	DATE:
I-5/I-805 San Diego	Emery Tuttle	3-29-04

LOCATION:	SITE NO.:
717 SANTA FLORENTA S.F.	ST 24

SOUND LEVEL METER:	MICROPHONE:	PRE AMP:	NOTES:
LD-2900	1/2" R.I.	900B	TEMP: 77°F
SERIAL #: 0427	SERIAL #:	SERIAL #: 3339	WIND: CALM
CALIBRATOR: CA250	CALIBRATION/OFFSET, dB: 114.0/114.0	TIME: 16:45	HUM: 30%
METER SETTINGS: A-WTD, SLOW Measured simultaneously w/ LT34			SKIES: CLEAR

TIME START	TIME DURATION	L_1	L_{10}	L_{25}	L_{50}	L_{90}	L_{99}	L_{MIN}	L_{MAX}	L_{eq}	NOTES:
16:50	20-MIN	65.5	62.5	61.5	61.0	59.5	59.0	58.0	67.0	61.5	PHOTOS 37 & 38

SKETCH

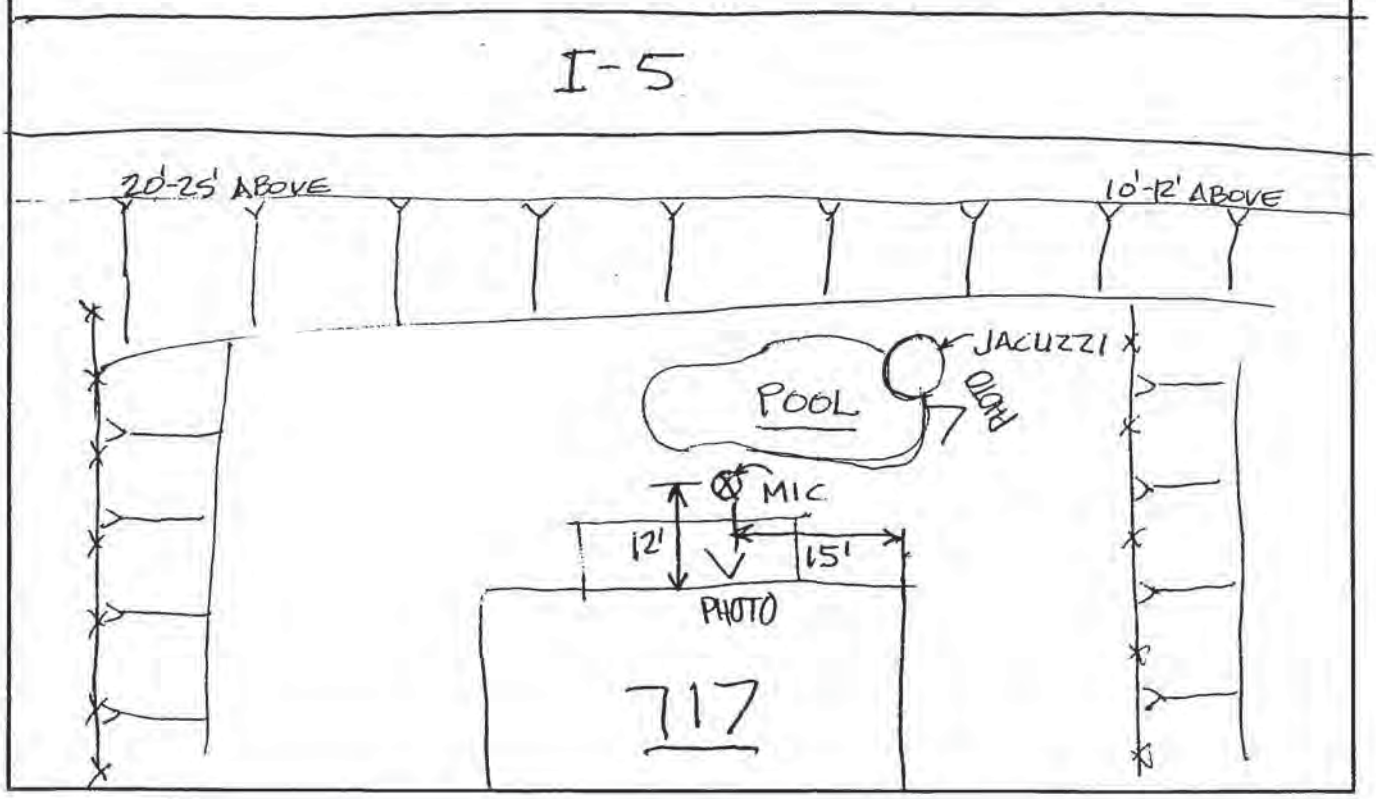

PARSONS

NOISE MEASUREMENT FORM

PROJECT:	ENGINEER/TECHNICIAN:	DATE:
I-5/I-805 San Diego	Joel Vazquez	3/26/04

LOCATION:	SITE NO.:
Behind 2463 Caminito Ocean Cove (CARDIFF COVE)	ST8.1/CAL8.1

SOUND LEVEL METER:	MICROPHONE:	PRE AMP:	NOTES:
LD2900	LD2559	LD900B	T: 65.6°F
SERIAL #: 2900A0484	SERIAL #: 2206	SERIAL #: 3200	W: 1.2 mph, NE
CALIBRATOR: CA250/SN2127	CALIBRATION/OFFSET, dB: 114.0 / 113.9	TIME: 10:32:30	H: 73%
METER SETTINGS: A-weighted, slow, 20 minute interval Measured simultaneously w/ LT32			Photo: 16, 17

TIME START	TIME DURATION	L_1	L_{10}	L_{25}	L_{50}	L_{90}	L_{99}	L_{MIN}	L_{MAX}	L_{eq}	NOTES:
11:00:40	20 min	74.0	73.0	72.0	71.0	69.0	67.5	66.5	76.0	71.0	

SKETCH

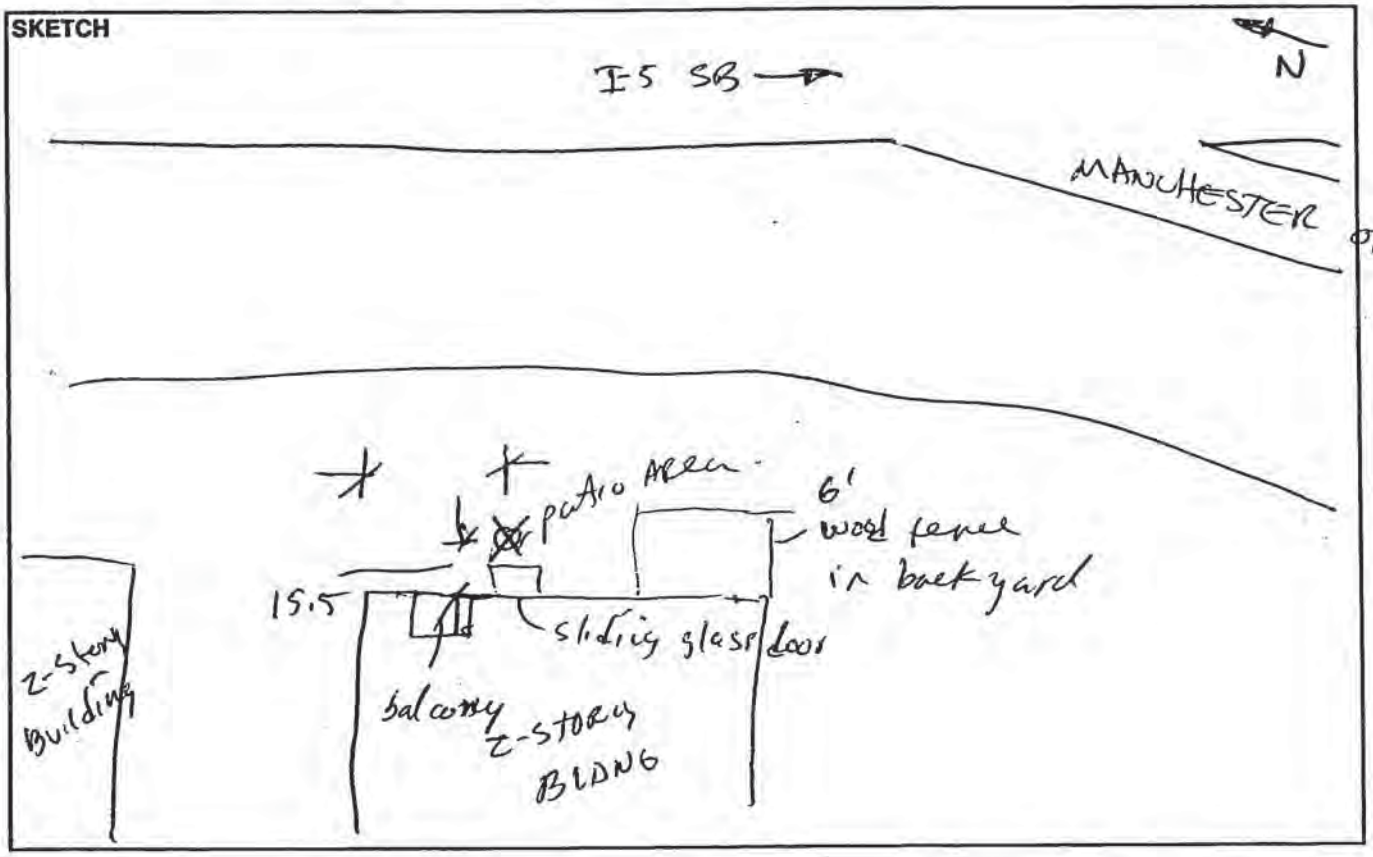

PARSONS

NOISE MEASUREMENT FORM

PROJECT:	ENGINEER/TECHNICIAN:	DATE:
I-5/I-805 San Diego	Joel Vazquez	6/10/04

LOCATION:	SITE NO.:
2431 Caminuto Ocean Cove (Cardiff Cove)	ST B.2

SOUND LEVEL METER:	MICROPHONE:	PRE AMP:	NOTES:
LD 820	LD 2560	PRM 828	T: 69.4 °F
SERIAL #: A1177	SERIAL #: 2419	SERIAL #: 1629	H: 57%
CALIBRATOR: CA250 / SN 2479	CALIBRATION/OFFSET, dB: 114.0 / 7.9 dB	TIME: 12:38:00	W: 2.3 mph, NE
METER SETTINGS: A-weighted, slow, 20 minute interval			Skies: Clear

TIME START	TIME DURATION	L_1	L_{10}	L_{25}	L_{50}	L_{90}	L_{99}	L_{MIN}	L_{MAX}	L_{eq}	NOTES:
12:39:10	20 min	61.4	58.5	57.4	56.3	54.3	52.6	52.0	70.4	56.8	Car turns door nearby - 70.4 dBA

SKETCH

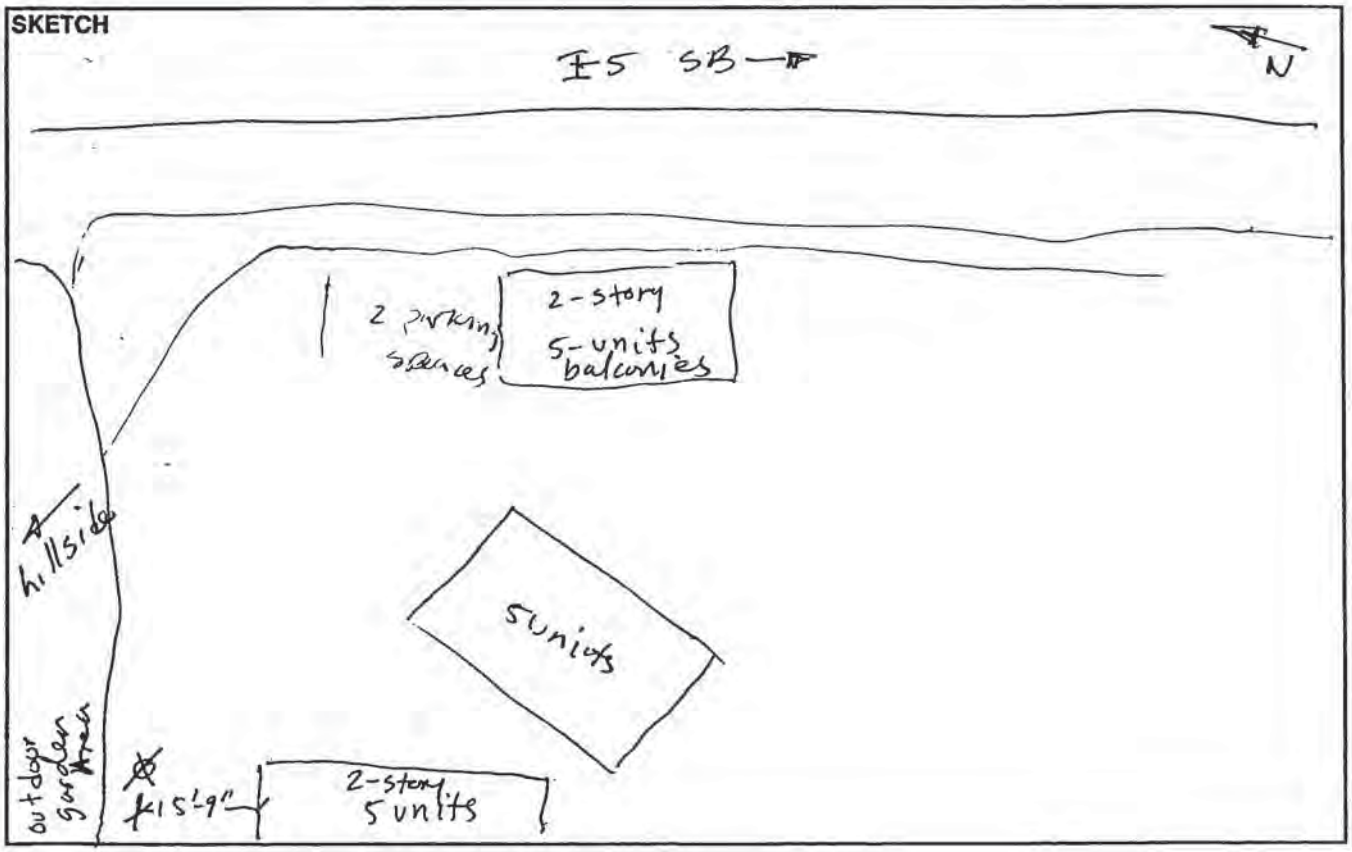

PARSONS

NOISE MEASUREMENT FORM

PROJECT:	ENGINEER/TECHNICIAN:	DATE:
I-5/I-805 San Diego	Emery Tuttle	3-26-04

LOCATION:	SITE NO.:
1101 LAGOON VIEW CT (GATED S.F. 1357)	ST 8.3.

SOUND LEVEL METER:	MICROPHONE:	PRE AMP:	NOTES:
LD 2900	1/2" R.I.	200B	TEMP: 64°F
SERIAL #: 0427	SERIAL #:	SERIAL #: 3339	WIND: 1-5 MPH N
CALIBRATOR: CA250	CALIBRATION/OFFSET, dB: 114.0/114.0	TIME: 9:30A	HUM: 80%
METER SETTINGS: A-WTD, SLOW Measured simultaneously w/ LT32			SKIES: OVERCAST WIND GUSTS TO 9 MPH

TIME START	TIME DURATION	L_1	L_{10}	L_{25}	L_{50}	L_{90}	L_{99}	L_{MIN}	L_{MAX}	L_{eq}	NOTES:
9:35A	20-MIN	64.0	62.5	62.0	61.0	59.0	58.0	57.0	66.0	61.0	PHOTO # 24 & 25

SKETCH

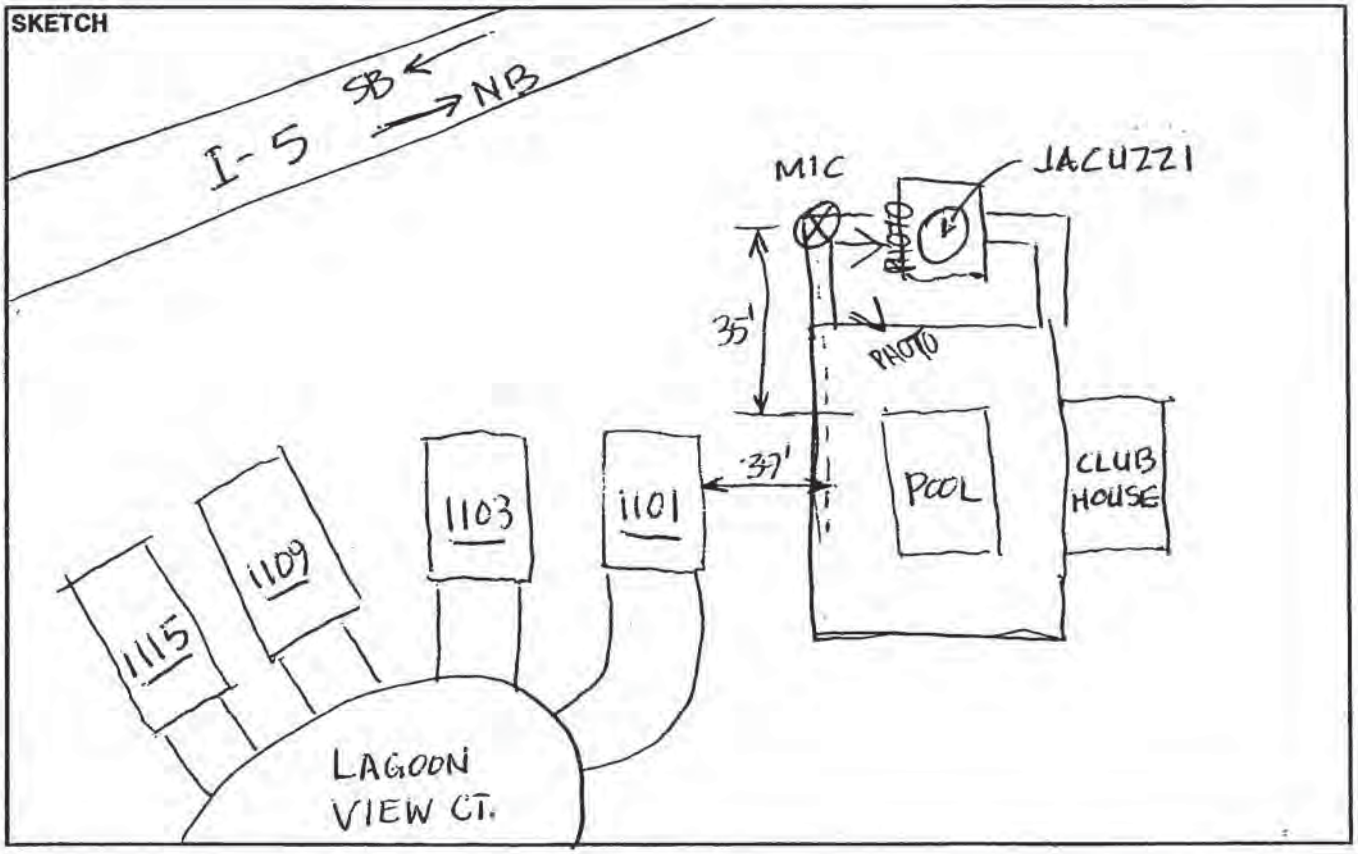

PARSONS

NOISE MEASUREMENT FORM

PROJECT:	ENGINEER/TECHNICIAN:	DATE:
I-5/I-805 San Diego	L. ARMER	3/26/04

LOCATION:	SITE NO.:
2010 Bulrush, Encinitas SF. RES	ST 8.4

SOUND LEVEL METER:	MICROPHONE:	PRE AMP:	NOTES:
M-15	—	—	SKIES: OVERCAST / SOME GRAY STORM CLOUDS
SERIAL #:	SERIAL #: —	SERIAL #: —	T: 66F
CALIBRATOR:	CALIBRATION/OFFSET, dB: 105.4 105.4	TIME:	WIND: 1-3mph
METER SETTINGS: Measured simultaneously w/ LT32 A-WTD, SLOW, 20MIN, INTVL			77% HUM photos: 35, 36, 37, 38

TIME START	TIME DURATION	L_1	L_{10}	L_{25}	L_{50}	L_{90}	L_{99}	L_{MIN}	L_{MAX}	L_{eq}	NOTES:
9:37am	20:03								72.6	69.4	

SKETCH

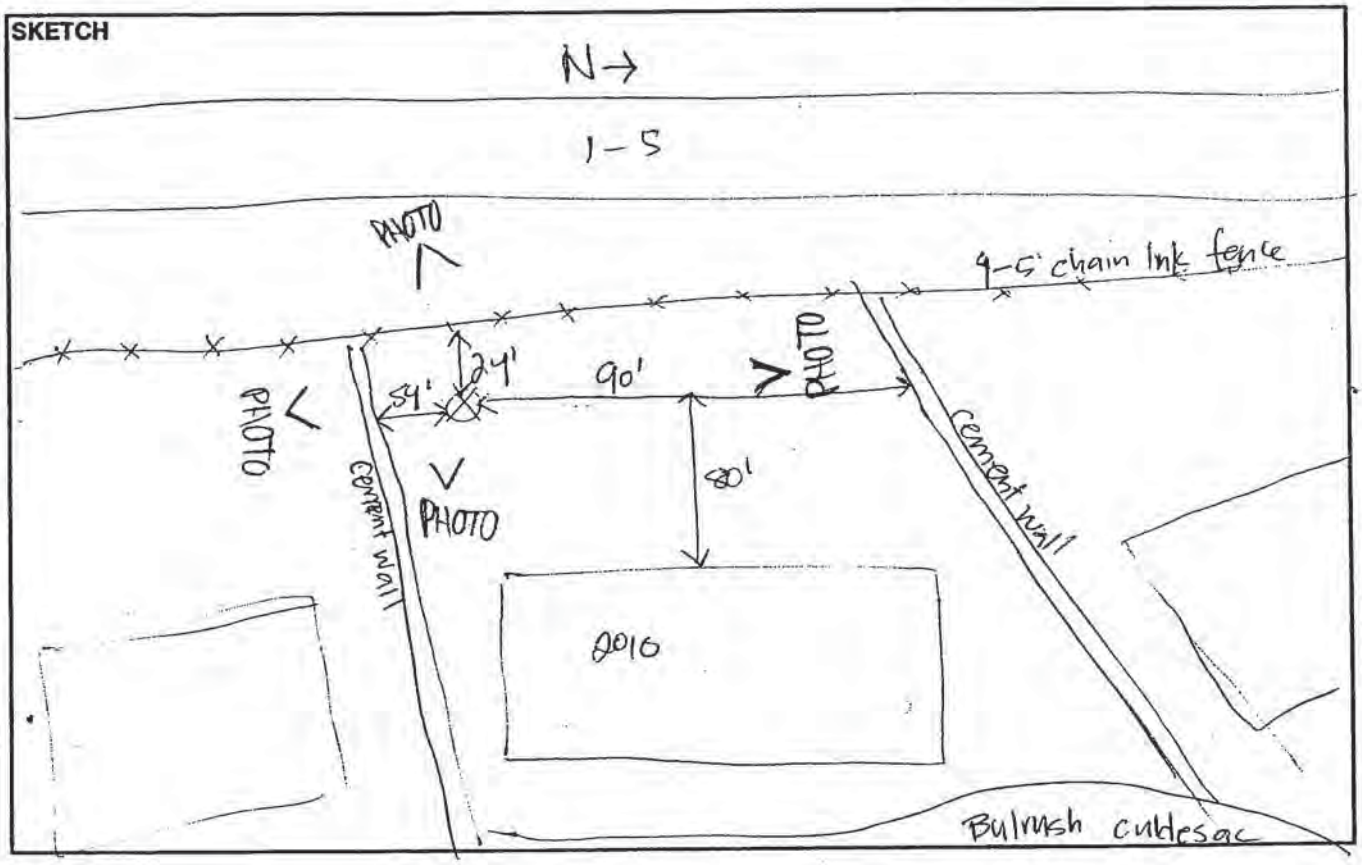

PARSONS

NOISE MEASUREMENT FORM

PROJECT: I-5/I-805 San Diego	ENGINEER/TECHNICIAN: Joel Vazquez	DATE: 3/26/04
LOCATION: 2274D CARDIFF BY THE SEA (LT 31 across freeway)		SITE NO.: ST 8.5

SOUND LEVEL METER:	MICROPHONE:	PRE AMP:	NOTES:
LD 2900	LD 2559	LD 900B	T: 64.4
SERIAL #: 2900A 0484	SERIAL #: 2206	SERIAL #: 3200	H: 80%
CALIBRATOR: CA250 / SN 2127	CALIBRATION/OFFSET, dB: 114.0 / 114.0	TIME: 09:24:56	W: 0.5 mph
METER SETTINGS: A-weighted slow, 20 minute interval			Freeway slightly elevated
Measured simultaneously w/ LT31			Photo: 14, 15

TIME START	TIME DURATION	L_1	L_{10}	L_{25}	L_{50}	L_{90}	L_{99}	L_{MIN}	L_{MAX}	L_{eq}	NOTES:
09:29:00	20 min	72.0	70.5	70.0	69.0	67.0	64.5	63.5	73.0	69.0	

SKETCH

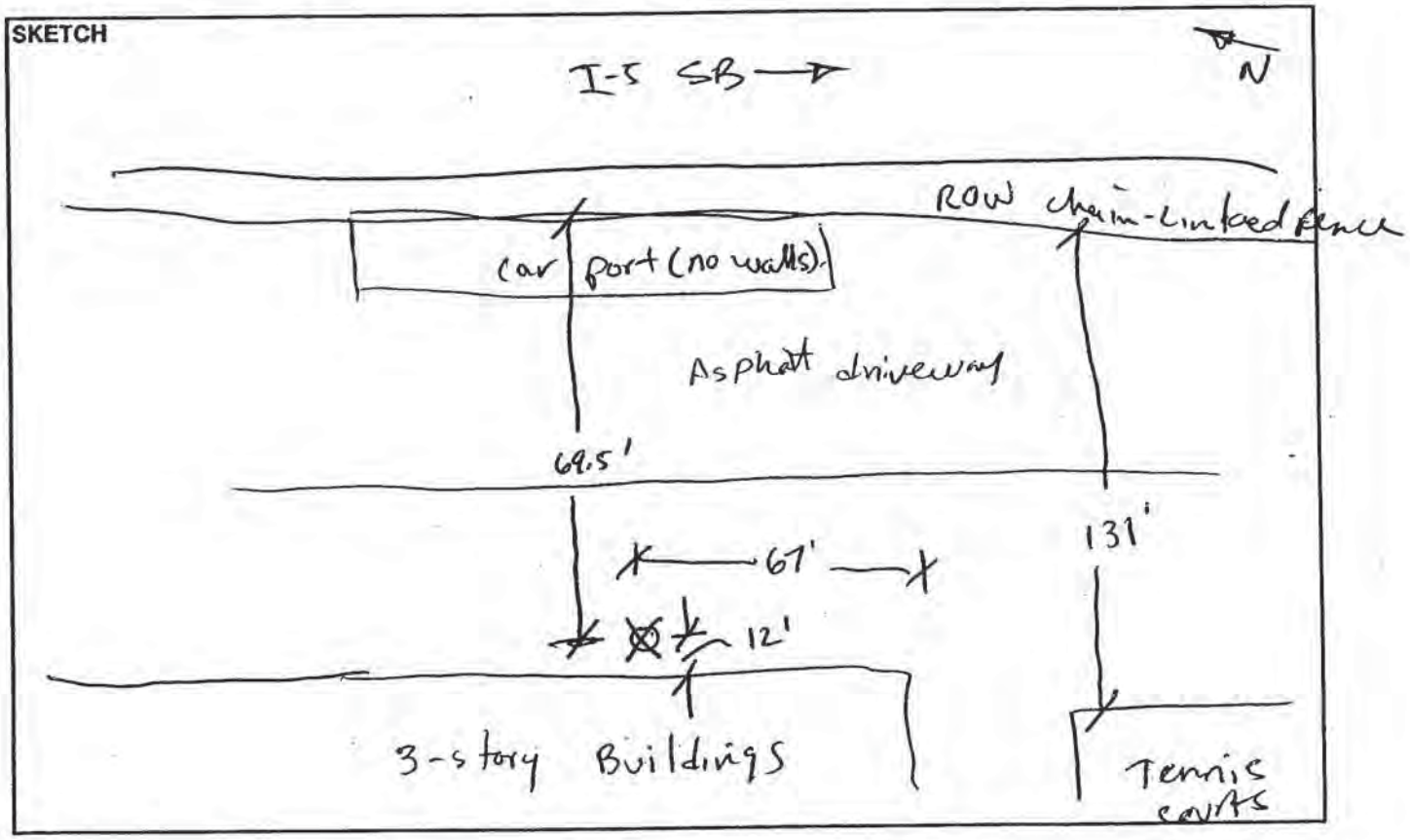

PARSONS

NOISE MEASUREMENT FORM

PROJECT:	ENGINEER/TECHNICIAN:	DATE:
I-5/I-805 San Diego	L. ARMER	3/26/04

LOCATION:	SITE NO.:
1830 Playa Riviera, Encinitas S.F. Res.	ST8.6/CAL-8.2

SOUND LEVEL METER:	MICROPHONE:	PRE AMP:	NOTES:
NL-15	—	—	SKIES: THICK CLOUDS SOME BLUE APPEARING
SERIAL #: 591084	SERIAL #: —	SERIAL #: —	WIND: 2-4 mph
CALIBRATOR:	CALIBRATION/OFFSET, dB: 105.5 105.4	TIME:	TEMP 68°F
METER SETTINGS: A-WTD, SLOW, 20 MIN INTVL Measured simultaneously w/ LT31			HUM 66%
			Photo 39, 40

TIME START	TIME DURATION	L_1	L_{10}	L_{25}	L_{50}	L_{90}	L_{99}	L_{MIN}	L_{MAX}	L_{eq}	NOTES:
10:38AM	19:57								73.8	69.7	

SKETCH

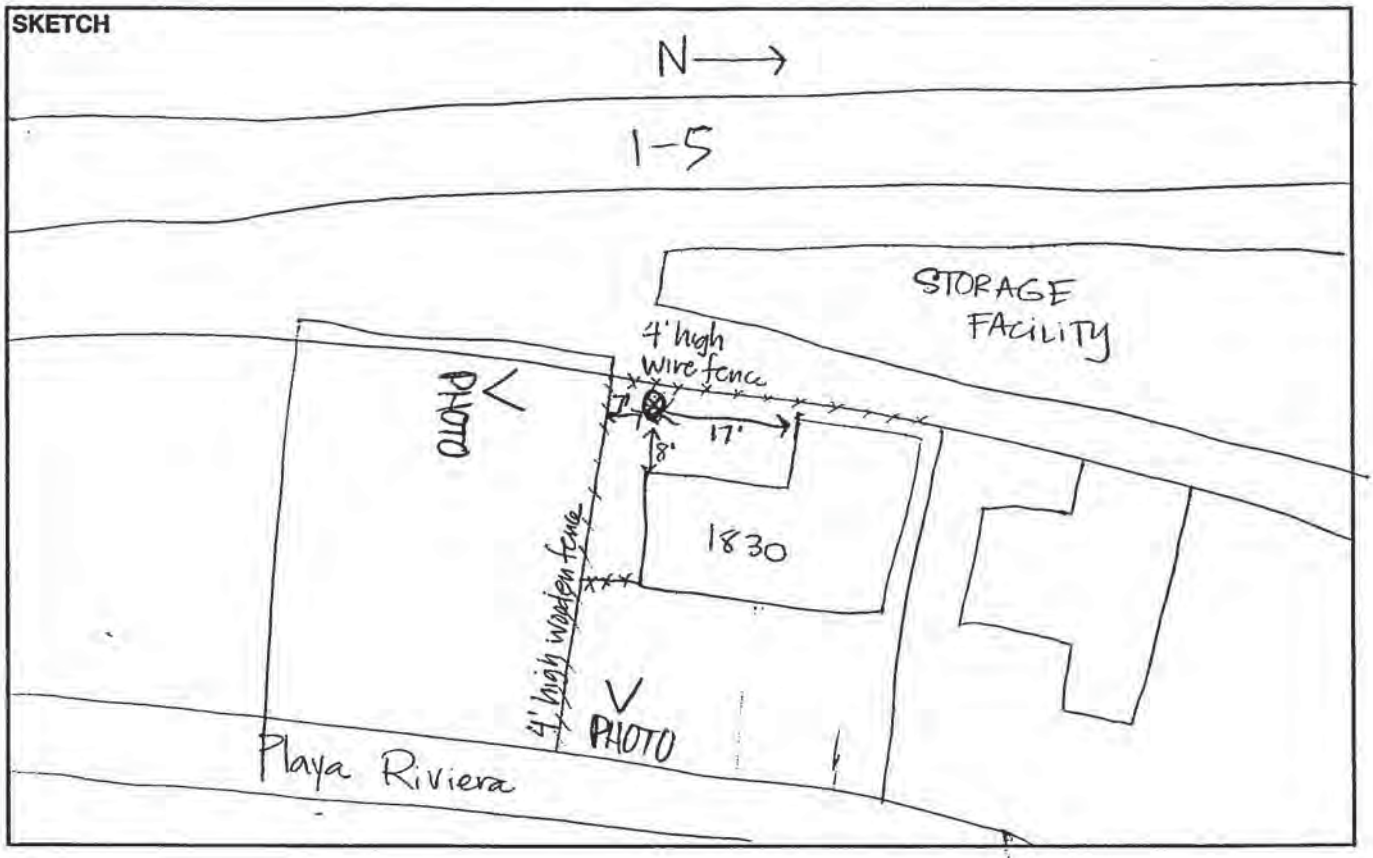

PARSONS

NOISE MEASUREMENT FORM

PROJECT:	ENGINEER/TECHNICIAN:	DATE:
I-5/I-805 San Diego	Joel Vazquez	3/25/04

LOCATION:	SITE NO.:
Corner of Nolbey st & Villa Cardiff Dr.	ST 9.1/CAL 9.1

SOUND LEVEL METER:	MICROPHONE:	PRE AMP:	NOTES:
LD 2900	LD 2559	LD 900B	T: 64.2, 63.7°F
SERIAL #: 2900A4484	SERIAL #: 2206	SERIAL #: 3200	W: 2.1 mph, NW, 1 mph, NW
CALIBRATOR: CALSO / SN 2127	CALIBRATION/OFFSET, dB: 114.0 / 113.9	TIME: 16:07:49	H: 63%, 66%
METER SETTINGS: A-weighted, slow, 20 minute	114.0 / 114.0	09:50:00	also recording surface street traffic
Measured simultaneously w/ LT30, LT29			Skies: overcast 9/01
			Photo: 13

	TIME START	TIME DURATION	L_1	L_{10}	L_{25}	L_{50}	L_{90}	L_{99}	L_{MIN}	L_{MAX}	L_{eq}	NOTES:
3/25	16:12:39	20 min	74.0	70.0	68.5	66.5	63.0	61.0	60.0	77.0	67.5	
9/01	09:53:31	20 min	73.5	72.0	70.5	69.5	67.0	65.5	64.5	76.0	70.0	TRAFFIC ON REVERSE

SKETCH

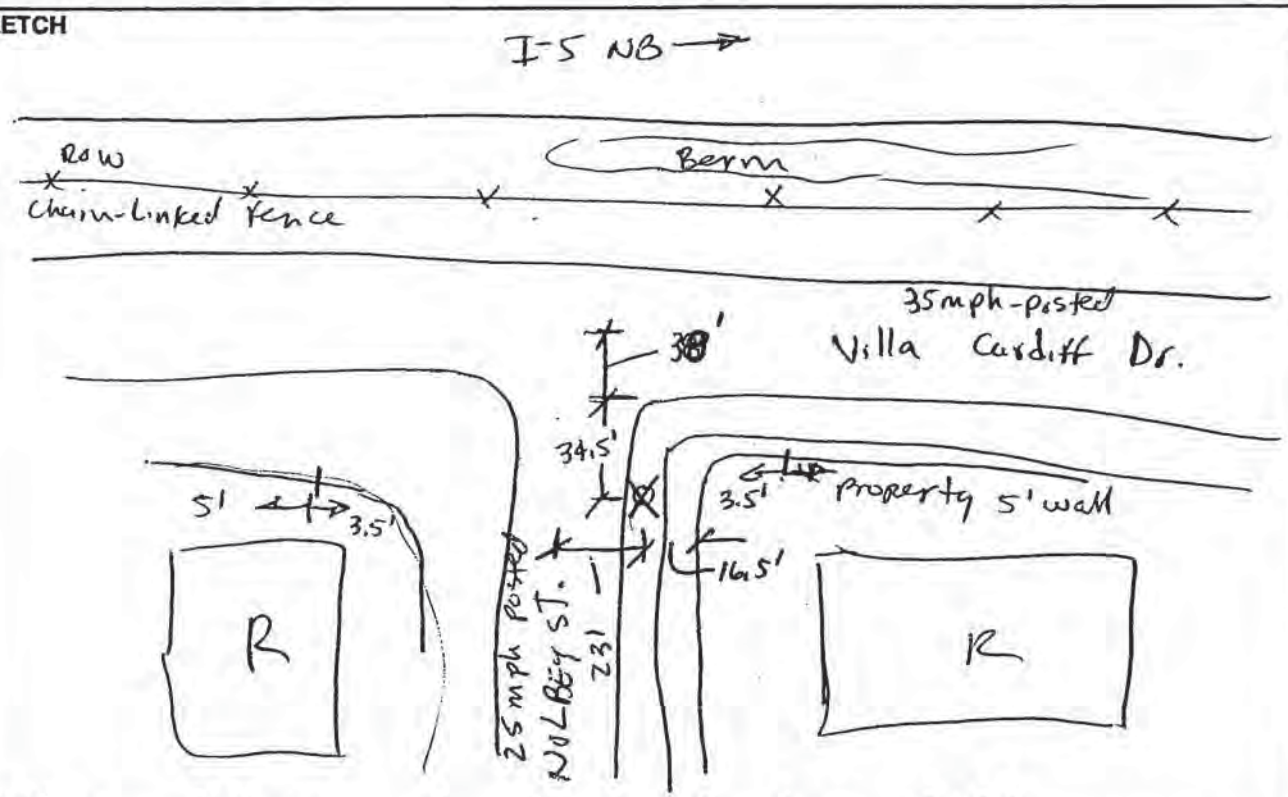

Frontage road traffic count 10 min after start: 3/25/04
~35 mph

CARS: ~~IIII AT IIII/IIII IIII IIII IIII/IIII~~
MT: 1
~~CARS: IIII/IIII IIII/IIII IIII/IIII II~~

PARSONS

NOISE MEASUREMENT FORM

PROJECT:	ENGINEER/TECHNICIAN:	DATE:
I-5/I-805 San Diego	Emery Tuttle	4-1-04

LOCATION:	SITE NO.:
1511 VILLA CARDIFF DR S.F.	ST 9.2

SOUND LEVEL METER:	MICROPHONE:	PRE AMP:	NOTES:
LD 2900	1/2" R.I.	900B	TEMP: 61°F
SERIAL #: 0427	SERIAL #:	SERIAL #: 3339	WIND: 24MPH N.
CALIBRATOR: CA250	CALIBRATION/OFFSET, dB: 114.0/114.0	TIME: 8:50A	HUM: 75%
METER SETTINGS: A-WTD, SLOW, 20-MIN Measured simultaneously w/ LT29			SKIES: OVERCAST

TIME START	TIME DURATION	L_1	L_{10}	L_{25}	L_{50}	L_{90}	L_{99}	L_{MIN}	L_{MAX}	L_{eq}	NOTES:
~~8:53A~~	~~20 MIN~~										PHOTOS #56&57
9:09A	20 MIN	71.0	64.5	63.5	62.5	60.5	58.5	58.0	79.5	63.5	TRUCKS H 0 / M 2
											AUTOS ~~IIII~~ ~~IIII~~ ~~IIII~~ ~~IIII~~ III 23
											BRIEF HORN < 1/2 SEC

SKETCH

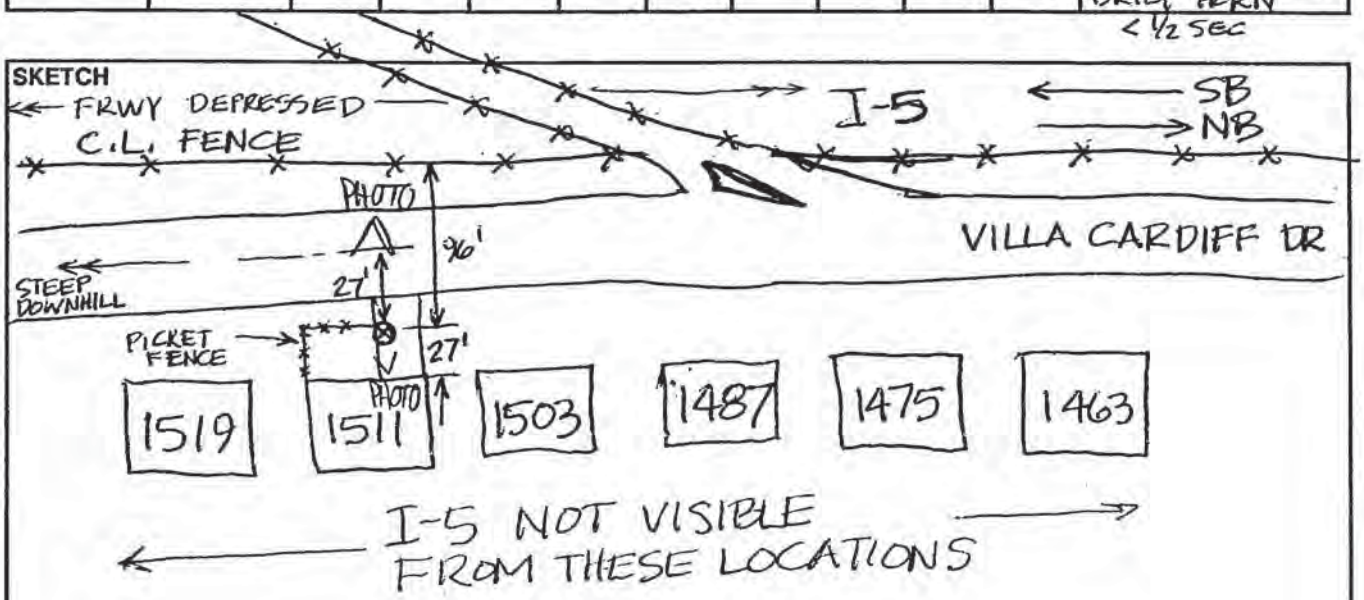

PARSONS

NOISE MEASUREMENT FORM

PROJECT:	ENGINEER/TECHNICIAN:	DATE:
I-5/I-805 San Diego	L. ARMER ~~Joel Vasquez~~	4/1/04

LOCATION:	SITE NO.:
553 Faith, Encinitas S.F. RES	ST 9.3 / CAL 9.2

SOUND LEVEL METER:	MICROPHONE:	PRE AMP:	NOTES:
NL-15	—	—	SKIES OVERCAST
SERIAL #: 591084	SERIAL #: —	SERIAL #:	WIND: 0-1 mph
CALIBRATOR:	CALIBRATION/OFFSET, dB: 105.3 105.3	TIME: 9:51 AM	66°F
METER SETTINGS: Measured simultaneously w/ LT29 A-WTD, SLOW, 20MIN INTVL			60% HUM
			photo 12 (erase photos 33, 34 from 3/29)

TIME START	TIME DURATION	L_1	L_{10}	L_{25}	L_{50}	L_{90}	L_{99}	L_{MIN}	L_{MAX}	L_{eq}	NOTES:
9:53AM	20:02								74.3	71.1	

SKETCH

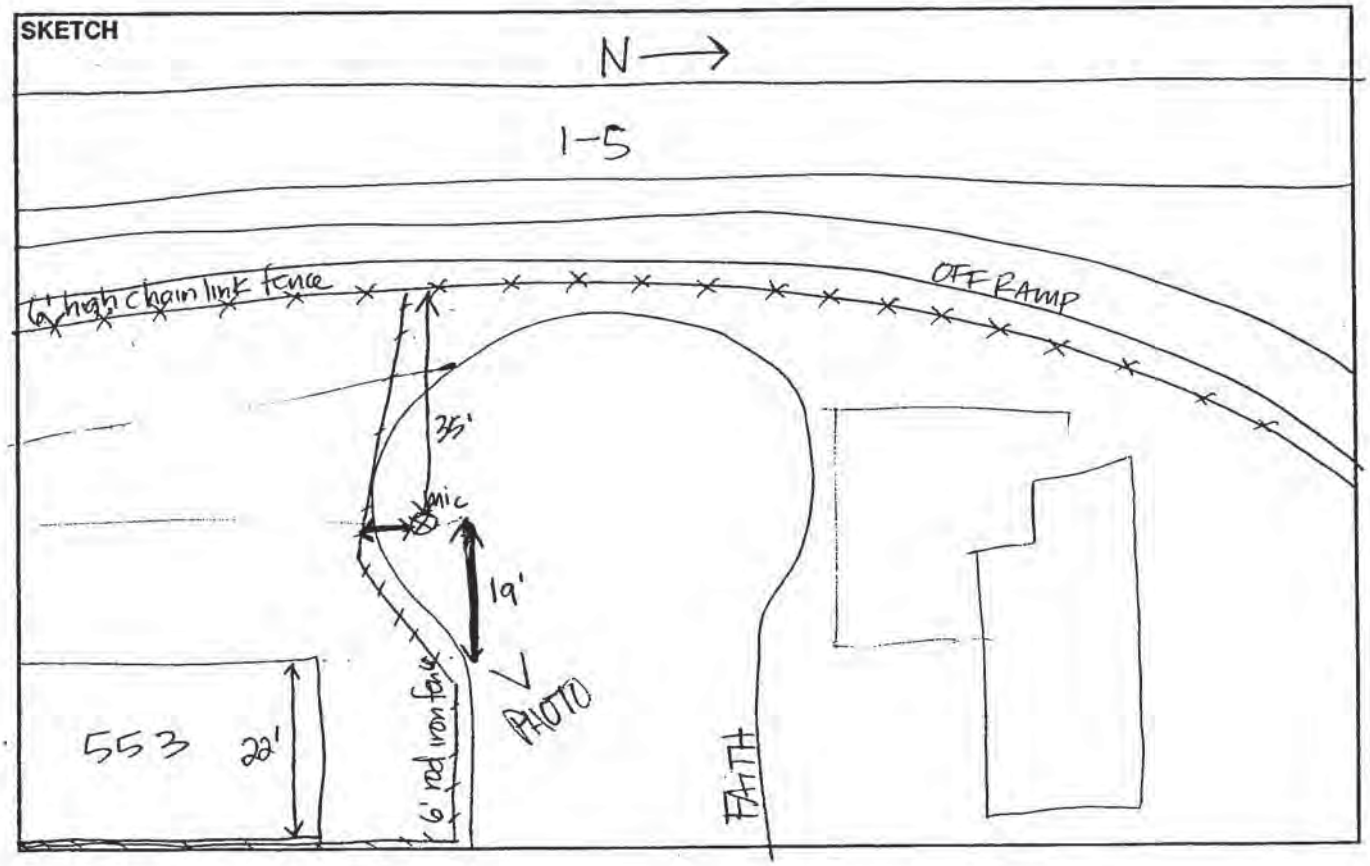

PARSONS

NOISE MEASUREMENT FORM

PROJECT:	ENGINEER/TECHNICIAN:	DATE:
I-5/I-805 San Diego	Emery Tuttle	4-1-04

LOCATION:	SITE NO.:
1125 REGAL ROAD S.F.	ST10.1

SOUND LEVEL METER:	MICROPHONE:	PRE AMP:	NOTES:
LD 2900	1/2" R.I.	900B	TEMP: 64°F
SERIAL #: 0427	SERIAL #:	SERIAL #: 3339	WIND: 3-7MPH N.
CALIBRATOR: CA250	CALIBRATION/OFFSET, dB: 114.0/114.1	TIME: 12:15P	HUM: 68%
METER SETTINGS: Measured simultaneously w/ LT28 A-WTD, SLOW (760) 753-4320			SKIES: OVERCAST

TIME START	TIME DURATION	L_1	L_{10}	L_{25}	L_{50}	L_{90}	L_{99}	L_{MIN}	L_{MAX}	L_{eq}	NOTES:
12:21P	20-MIN	77.5	76.0	75.5	75.0	73.0	72.0	71.0	78.5	75.0	PHOTOS #58 & 59
											SIMUTANEOUS ST-49 & LT-28

SKETCH

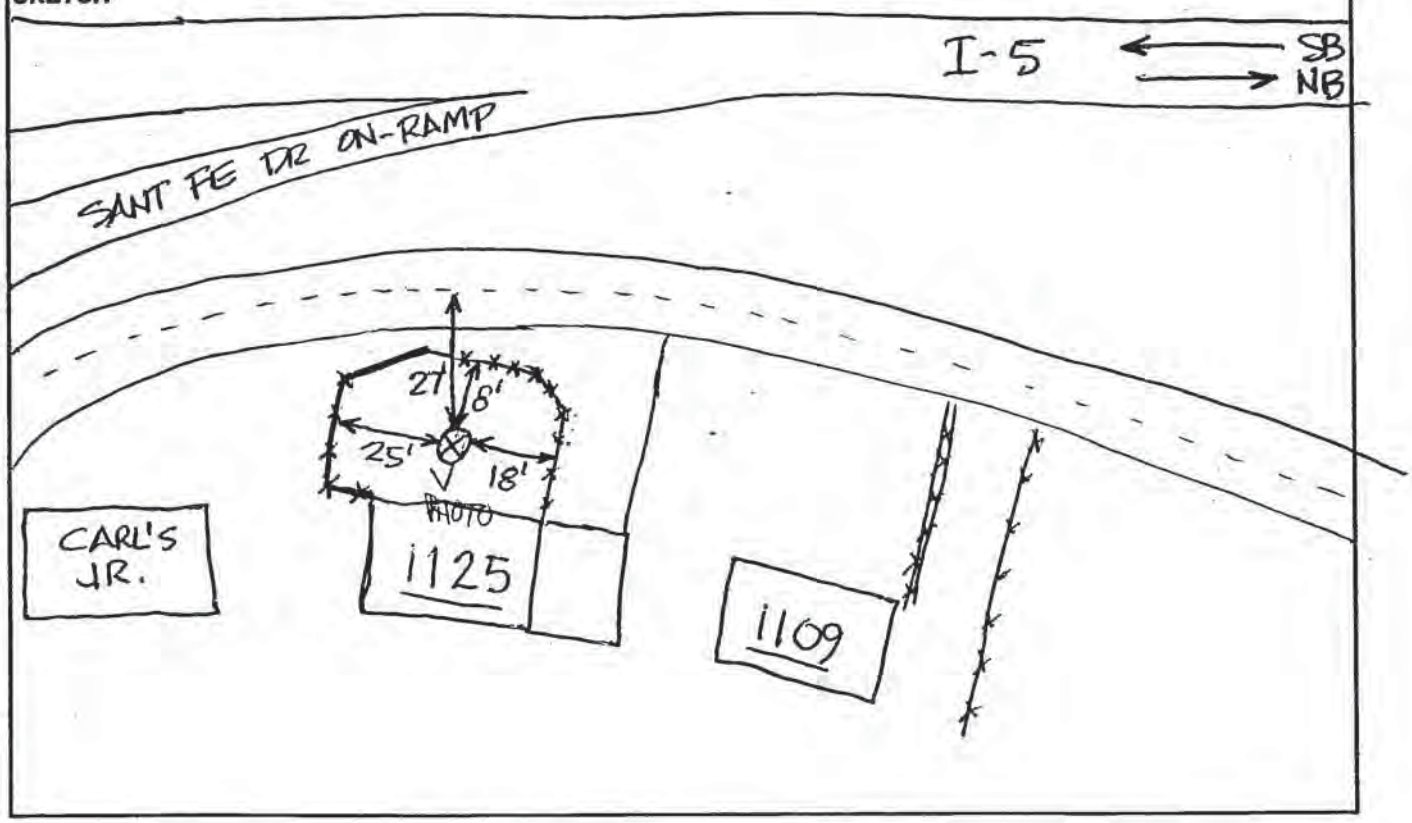

PARSONS

NOISE MEASUREMENT FORM

PROJECT:	ENGINEER/TECHNICIAN:	DATE:
I-5/I-805 San Diego	Joel Vazquez	3/26/04

LOCATION:	SITE NO.:
Seacoast Community Church - 1050 Regal Road	ST 10.2/CAL 10.2

SOUND LEVEL METER:	MICROPHONE:	PRE AMP:	NOTES:
LD 8900	LD 2559	LD 900B	T: 62.3°F
SERIAL #: 2900 A0484	SERIAL #: 2206	SERIAL #: 3200	W: 77%
CALIBRATOR: CA250 / SN 2127	CALIBRATION/OFFSET, dB: 114.0 / 113.5	TIME: 11:43:06	H: 3.4 mph, NE
METER SETTINGS: A-weighted, slow, 20 minute interval measured simultaneously w/ LT28			Photo: 18, 19

TIME START	TIME DURATION	L_1	L_{10}	L_{25}	L_{50}	L_{90}	L_{99}	L_{MIN}	L_{MAX}	L_{eq}	NOTES:
11:43:28	20 min	77.0	75.5	75.0	74.5	73.0	72.0	71.5	78.0	74.5	

SKETCH

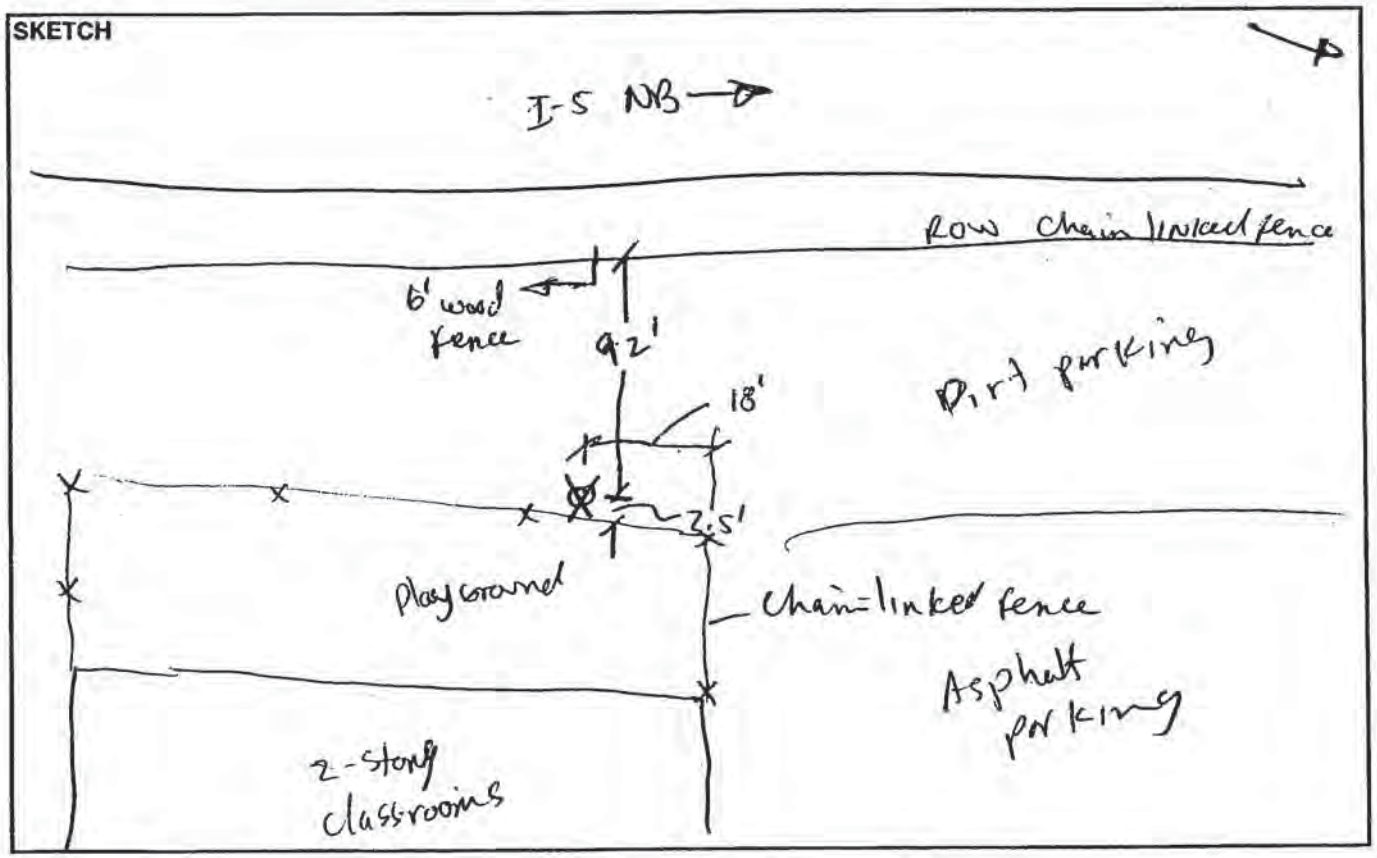

PARSONS

NOISE MEASUREMENT FORM

PROJECT:	ENGINEER/TECHNICIAN:	DATE:
I-5/I-805 San Diego	Joel Vazquez	3/26/04

LOCATION:	SITE NO.:
Playground area of Regal Apartments, Encinitas	ST 10.3

SOUND LEVEL METER:	MICROPHONE:	PRE AMP:	NOTES:
LD2900	LD 2559	LD900B	T: 64.9, H: 52%, W: 1-2 mph, NE, no dogs barking during measurement
SERIAL #: 2900A0484	SERIAL #: 2206	SERIAL #: 3200	
CALIBRATOR: CA250 / SN2127	CALIBRATION/OFFSET, dB: 114.0 / 114.0	TIME: 14:39:31	
METER SETTINGS: A-weighted, slow, 20 minute interval. Measured simultaneously w/ LT28			Photos: 22,23

4/1/04
64.F
66% HUM
1-2mph NE

	TIME START	TIME DURATION	L_1	L_{10}	L_{25}	L_{50}	L_{90}	L_{99}	L_{MIN}	L_{MAX}	L_{eq}	NOTES:
3/26	14:36:27	20 min	71.5	70.5	69.5	69.0	67.5	66.5	65.5	73.0	69.0	
4/01	12:39pm	20:03								74.4	69.7	→ NL-15 meter, 591084 Cal. 105.3/105.3

SKETCH

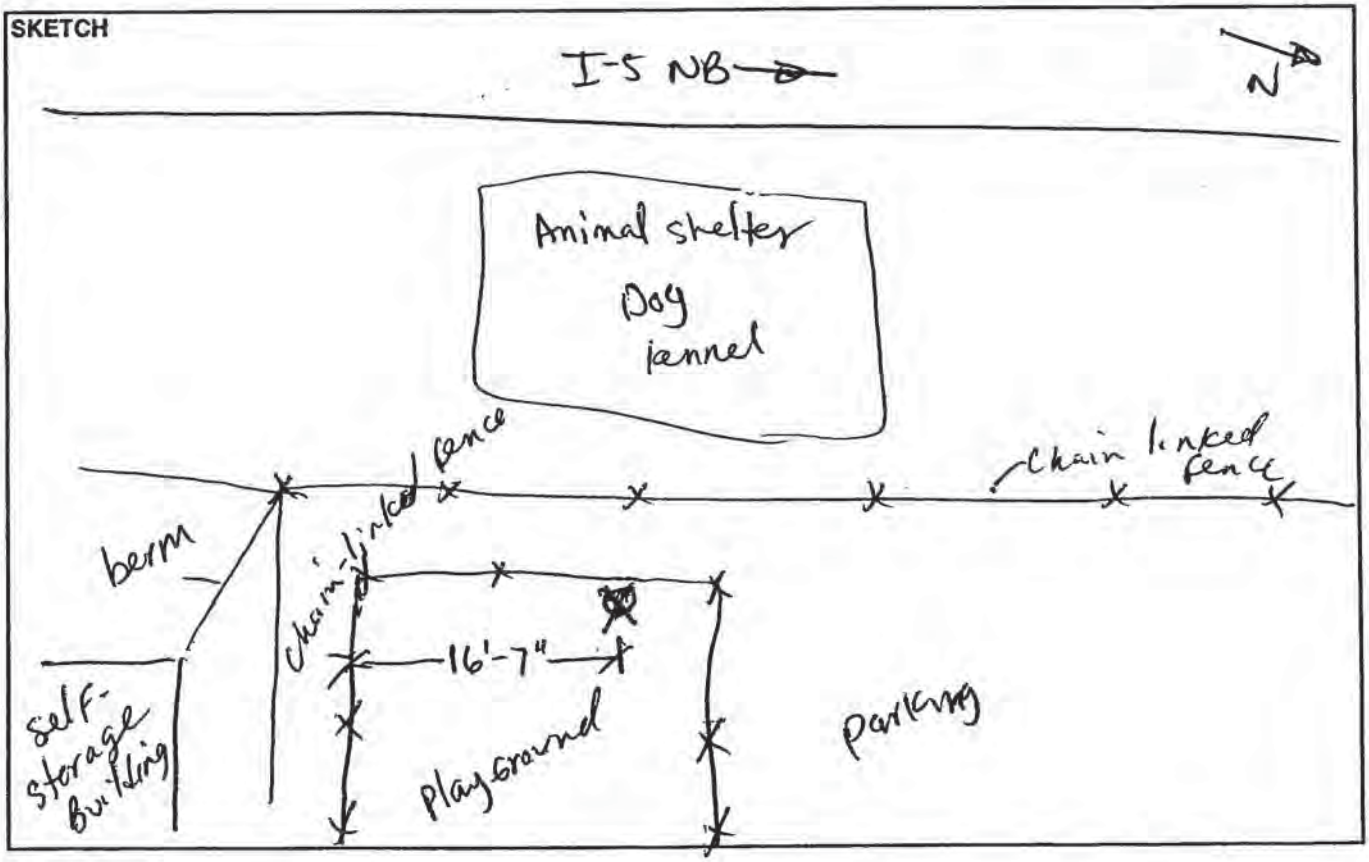

PARSONS

NOISE MEASUREMENT FORM

PROJECT: I-5/I-805 San Diego	ENGINEER/TECHNICIAN: ~~Joel Vazquez~~ L ARMER	DATE: 3/25/04
LOCATION: Stratford Drive 611 ENCINITAS SF RES		SITE NO.: ST10.4/CALL 10,2

SOUND LEVEL METER: NL-15	MICROPHONE: —	PRE AMP:	NOTES: SKIES. PARTIALLY CLOUDY
SERIAL #: 591054	SERIAL #: —	SERIAL #:	T: 70 F
CALIBRATOR:	CALIBRATION/OFFSET, dB: 105.4 105.5	TIME:	WIND. 0-3MPH
METER SETTINGS: SLOW A-WTD, 29 MIN INVL Measured simultaneously w/ LT28			63% HUM Photos: 41, 42, 43

TIME START	TIME DURATION	L_1	L_{10}	L_{25}	L_{50}	L_{90}	L_{99}	L_{MIN}	L_{MAX}	L_{eq}	NOTES:
11:44am	19:59								74.3	62.7	27 cars passed on Dst.

SKETCH

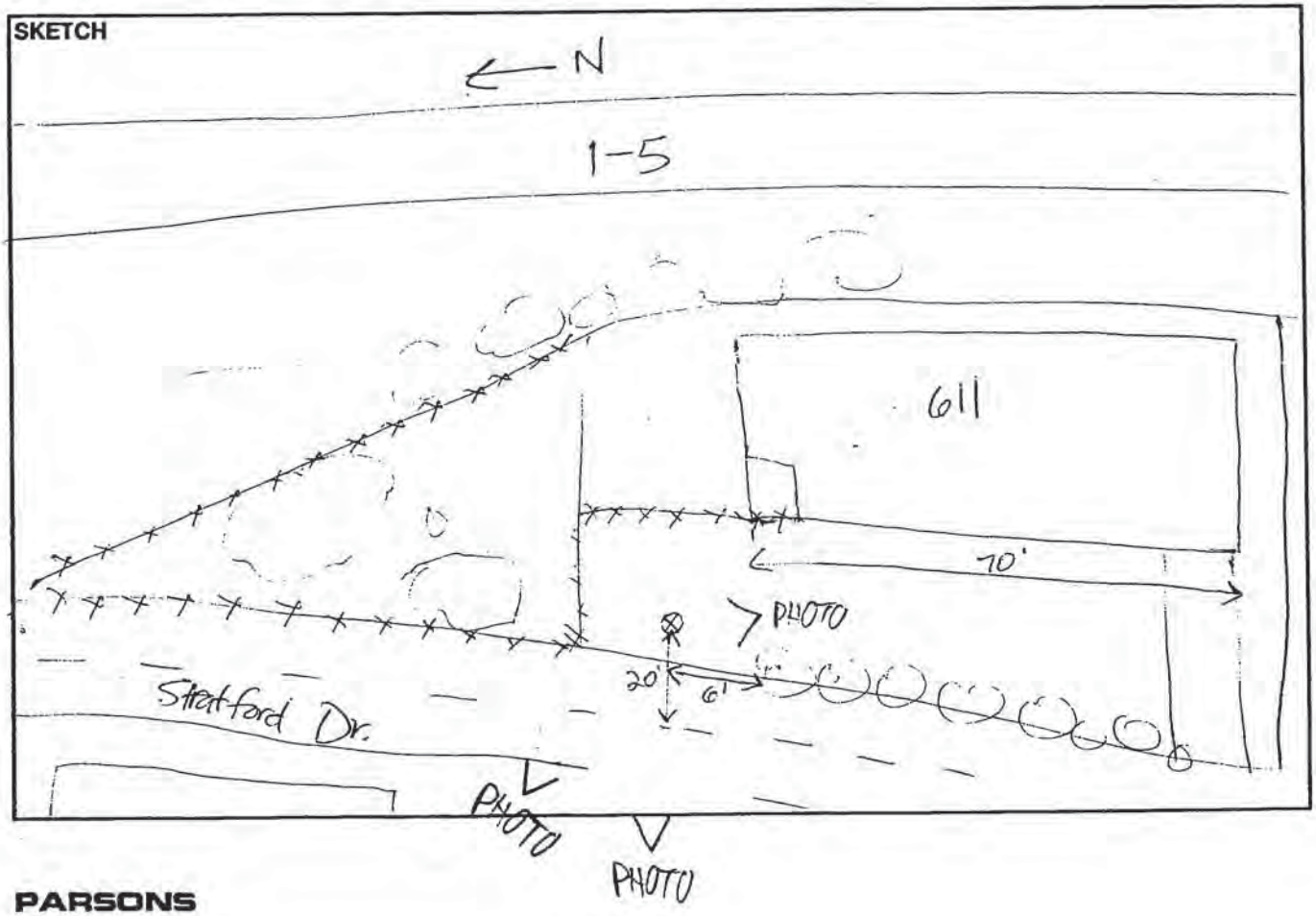

PARSONS

NOISE MEASUREMENT FORM

PROJECT: I-5/I-805 San Diego	ENGINEER/TECHNICIAN: Joel Vazquez	DATE: 3/26/04
LOCATION: 212 D street		SITE NO.: ST 10.5

SOUND LEVEL METER:	MICROPHONE:	PRE AMP:	NOTES:
LD2900	LD 2559	LD900B	T: 65.3°F
SERIAL #: 2900 A0484	SERIAL #: 2206	SERIAL #: 3200	W: 2.7 mph, NE
CALIBRATOR: CA 250 / SN 2121	CALIBRATION/OFFSET, dB: 114.0 / 113.9	TIME: 13:48:25	H: 57%
METER SETTINGS: A-weighted, slow, 20 minute interval Measured simultaneously w/ LT28			Photo: 20, 21

TIME START	TIME DURATION	L_1	L_{10}	L_{25}	L_{50}	L_{90}	L_{99}	L_{MIN}	L_{MAX}	L_{eq}	NOTES:
13:58:58	20 min	70.5	68.0	67.0	66.5	65.5	64.5	63.3	77.0	67.0	

SKETCH

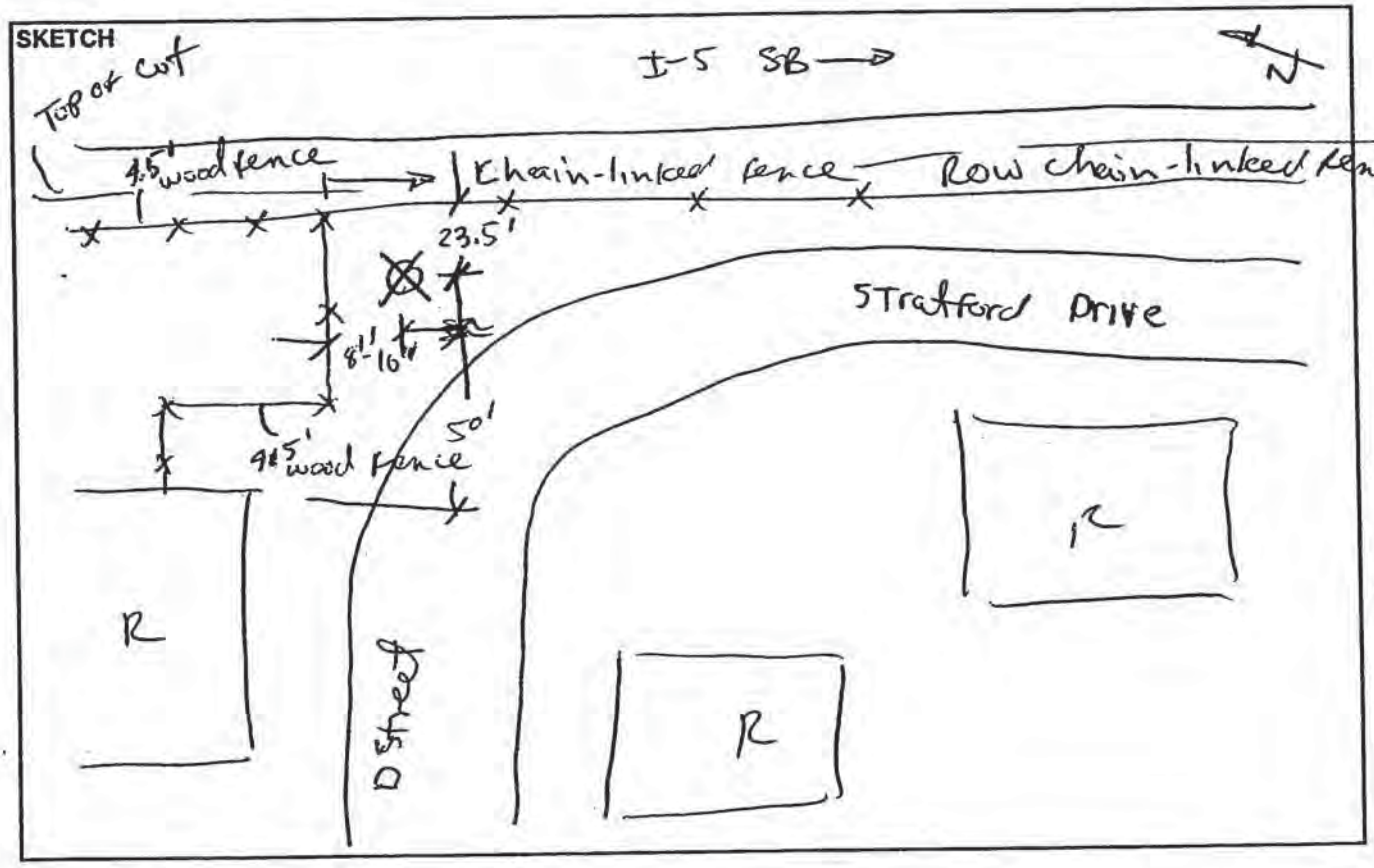

PARSONS

NOISE MEASUREMENT FORM

PROJECT:	ENGINEER/TECHNICIAN:	DATE:
I-5/I-805 San Diego	L. ARMER ~~Joel Vazquez~~	4/2/04

LOCATION:	SITE NO.:
West Hampton Cove Apts. Magano St. Encinitas APTS.	ST11.1/CAL11.1

SOUND LEVEL METER:	MICROPHONE:	PRE AMP:	NOTES:
LD-2900	1/2" R.I.	900B	SKIES: PRTLY CLDY
SERIAL #: 0427	SERIAL #:	SERIAL #: 3339	TEMP: 65.5 F
CALIBRATOR: CA250	CALIBRATION/OFFSET, dB: 114.0/114.0	TIME: 10:21 AM	WIND 0-2 mp SW
METER SETTINGS: Measured simultaneously w/ LT27 A-WTD, SLOW, 20MIN. INTVL			HUM: 62%
			photo is: 16 CL.

TIME START	TIME DURATION	L_1	L_{10}	L_{25}	L_{50}	L_{90}	L_{99}	L_{MIN}	L_{MAX}	L_{eq}	NOTES:
10:39:30	20 MIN	71.5	71.0	70.5	69.5	68.5	67.0	66.5	73.5	70.0	

SKETCH

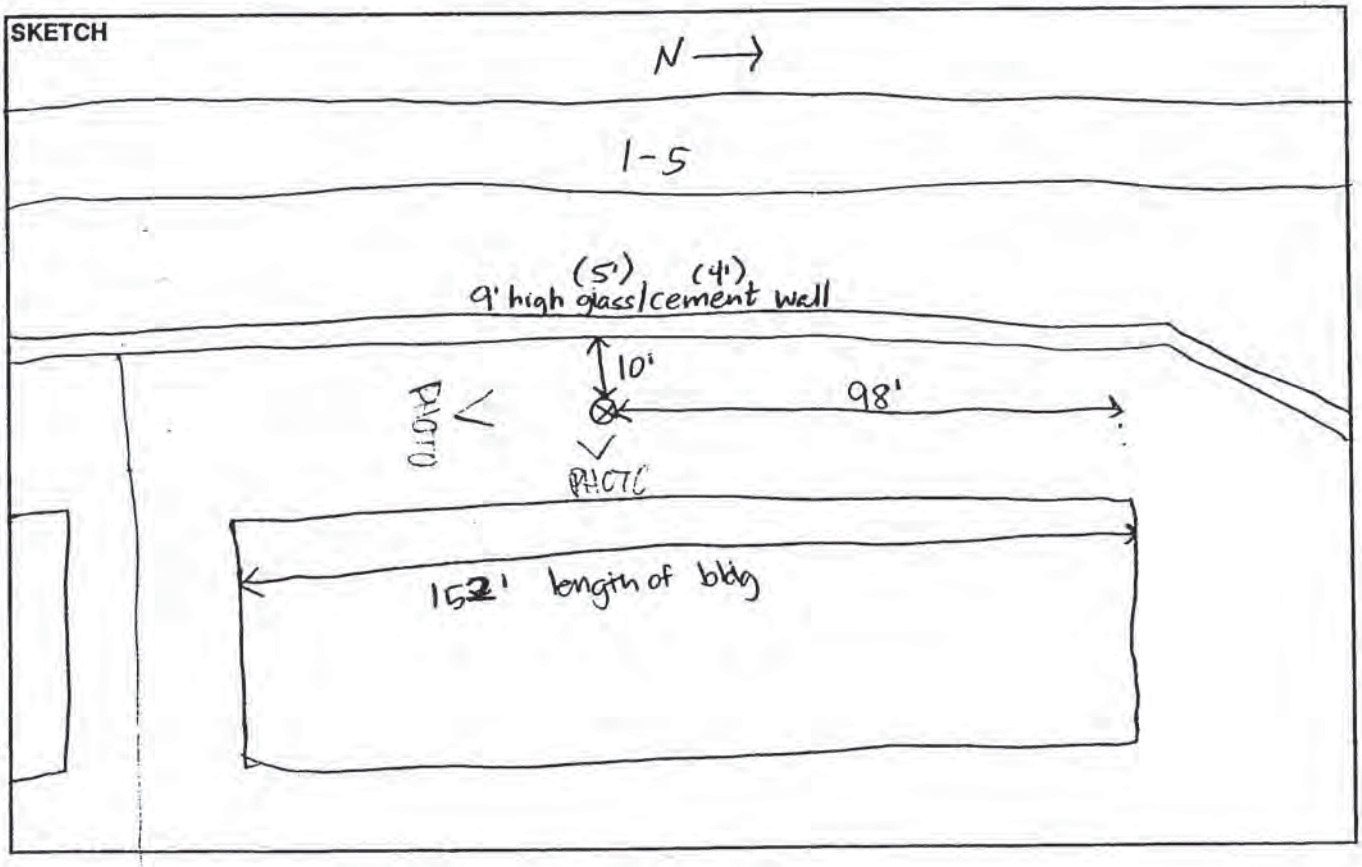

PARSONS

NOISE MEASUREMENT FORM

PROJECT: I-5/I-805 San Diego	ENGINEER/TECHNICIAN: L. ARMER	DATE: 3/25/04
LOCATION: 438 Ocean View Terrace Court, Encinitas S.F. Res		SITE NO.: ST11.2/LAL11.2

SOUND LEVEL METER:	MICROPHONE:	PRE AMP:	NOTES:
NL-15	—	—	SKIES CLEAR OF CLOUDS, HAZY
SERIAL #: 591084	SERIAL #: —	SERIAL #:	WIND 1-3Mph
CALIBRATOR:	CALIBRATION/OFFSET, dB: 105.4 105.3	TIME:	T: 63°F
METER SETTINGS: A-WTD, SLOW, 20 MIN INTVL Measured simultaneously w/ LT26			HUM: 77%

TIME START	TIME DURATION	L_1	L_{10}	L_{25}	L_{50}	L_{90}	L_{99}	L_{MIN}	L_{MAX}	L_{eq}	NOTES:
2:~~23~~pm	19:45								72.0	69.0	Photo: 29, 30, 31

SKETCH

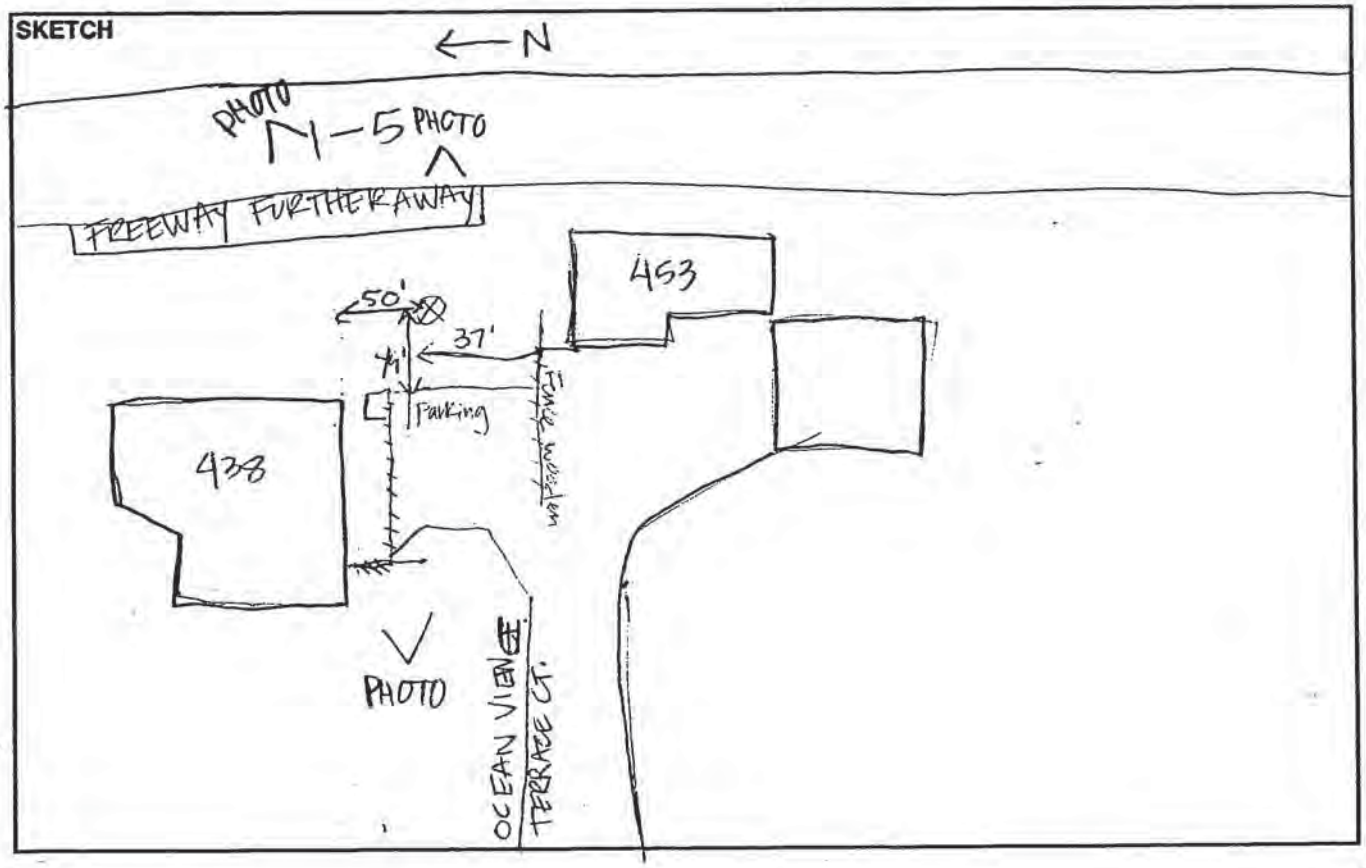

PARSONS

NOISE MEASUREMENT FORM

PROJECT:	ENGINEER/TECHNICIAN:	DATE:
I-5/I-805 San Diego	L. ARMER ~~Joel Vazquez~~	3/31/04

LOCATION:	SITE NO.:
Saxony Condos. Silver Berry Place Encinitas GATED COMMUNITY PARK (Multi fam. Res)	ST 11.3

SOUND LEVEL METER:	MICROPHONE:	PRE AMP:	NOTES:
NL-15	—	—	SKIES: BLUE
SERIAL #: S91884	SERIAL #: —	SERIAL #: —	WIND: 0-1 mph
CALIBRATOR:	CALIBRATION/OFFSET, dB: 106.3	TIME: 5:19 pm	63°F
METER SETTINGS: Measured simultaneously w/ LT27 A-WTD, SLOW, 30 MIN INTVL			68% HUM
			Photo 10

TIME START	TIME DURATION	L_1	L_{10}	L_{25}	L_{50}	L_{90}	L_{99}	L_{MIN}	L_{MAX}	L_{eq}	NOTES:
5:22 pm	19:57								72.4	68.5	

SKETCH

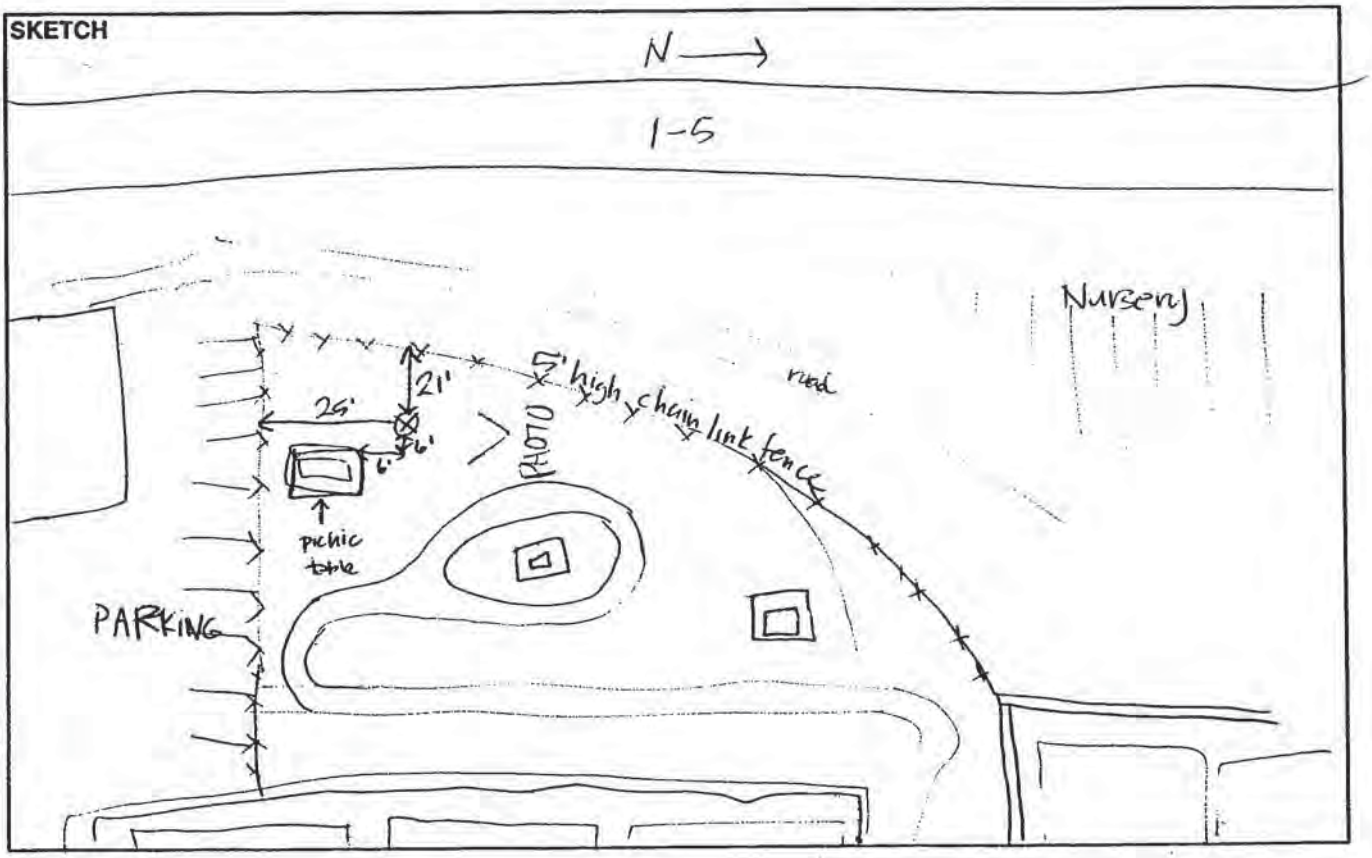

PARSONS

NOISE MEASUREMENT FORM

PROJECT:	ENGINEER/TECHNICIAN:	DATE:
I-5/I-805 San Diego	L. ARMER ~~Joel Vazquez~~	4/01/04

LOCATION:	SITE NO.:
453 Ocean View Ave, Encinitas S.F.RES	ST 11.4

SOUND LEVEL METER:	MICROPHONE:	PRE AMP:	NOTES:
NL-15	—		SKIES OVERCAST
SERIAL #: 591084	SERIAL #: —	SERIAL #: —	WIND 0-1mph
CALIBRATOR:	CALIBRATION/OFFSET, dB: 105.3 105.3	TIME: 8:20AM	64°F
METER SETTINGS: Measured simultaneously w/ LT27 A-WTD, SLOW, 20MIN INTVL			69% Hum
			Photo 11

TIME START	TIME DURATION	L_1	L_{10}	L_{25}	L_{50}	L_{90}	L_{99}	L_{MIN}	L_{MAX}	L_{eq}	NOTES:
8:25AM	19:59								73.7	70.3	

SKETCH

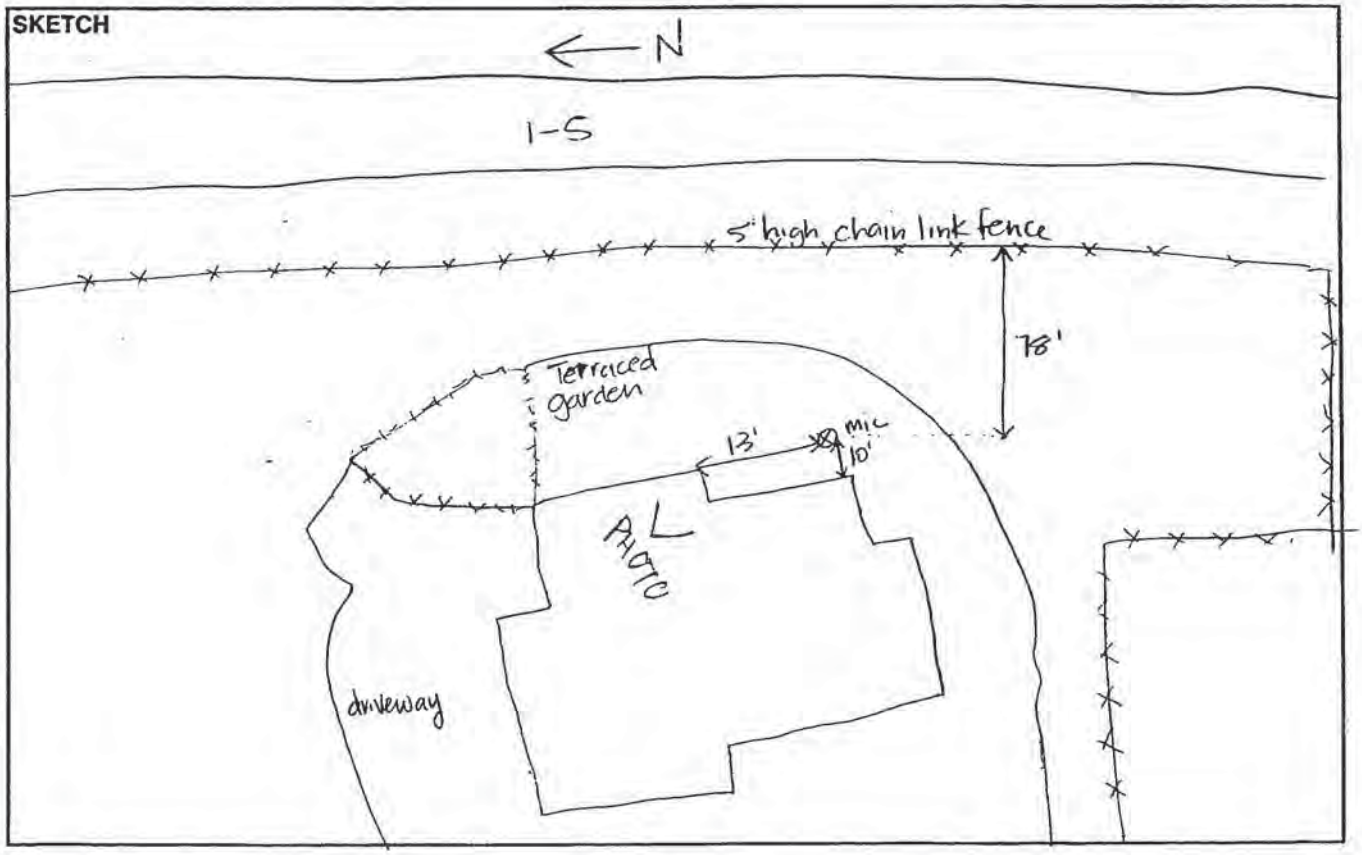

PARSONS

NOISE MEASUREMENT FORM

PROJECT: I-5/I-805 San Diego	ENGINEER/TECHNICIAN: Joel Vazquez	DATE: 3/25/04
LOCATION: 541 Guidero Way		SITE NO.: ST11.5/CAL-11.3

SOUND LEVEL METER:	MICROPHONE:	PRE AMP:	NOTES:
LD2900	LD2559	LD 900B	T: 66.6°F
SERIAL #: 2900A0484	SERIAL #: 2206	SERIAL #: 3206	H: 52%
CALIBRATOR: CA250 / SN 2127	CALIBRATION/OFFSET, dB: 114.0 / 114.0	TIME: 14:19:00	W: 6 mph, NW
			Freeway elevated
METER SETTINGS: A-weighted, slow 20 minute interval			
Measured simultaneously w/ LT26			Photos: 9, 10

TIME START	TIME DURATION	L_1	L_{10}	L_{25}	L_{50}	L_{90}	L_{99}	L_{MIN}	L_{MAX}	L_{eq}	NOTES:
14:28:34	20 min	74.5	72.5	71.0	70.0	68.0	66.5	65.5	76.0	70.5	

SKETCH

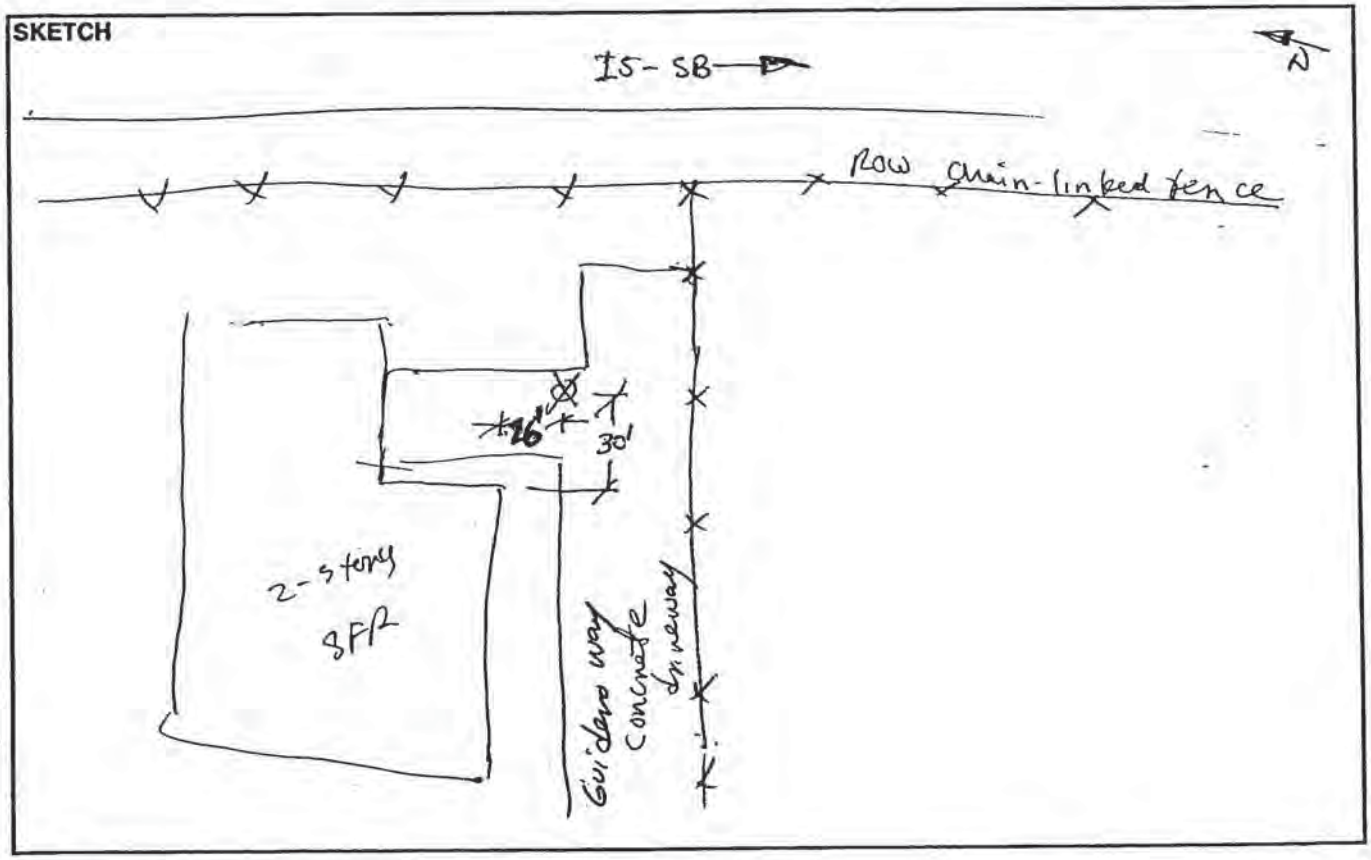

PARSONS

NOISE MEASUREMENT FORM

PROJECT:	ENGINEER/TECHNICIAN:	DATE:
I-5/I-805 San Diego	L. ARMER ~~Joel Vazquez~~	3/31/04

LOCATION:	SITE NO.:
Pomsetta Park Homes off of Pomsetta Park Elementary Eatrd Community Park (SF Res)	ST 11.6

SOUND LEVEL METER:	MICROPHONE:	PRE AMP:	NOTES:
NL-15	—	—	SKIES PARTLY CLOUDY
SERIAL #: 541054	SERIAL #: —	SERIAL #: —	WIND: 0-2 mph
CALIBRATOR:	CALIBRATION/OFFSET, dB: 105.3	TIME: 4:38 pm	63F
METER SETTINGS: Measured simultaneously w/ LT27 A-WTD, SLOW, 20MIN INTVL			67% HUM Photo 9

TIME START	TIME DURATION	L_1	L_{10}	L_{25}	L_{50}	L_{90}	L_{99}	L_{MIN}	L_{MAX}	L_{eq}	NOTES:
4:40pm	20:03								72.9	68.1	

SKETCH

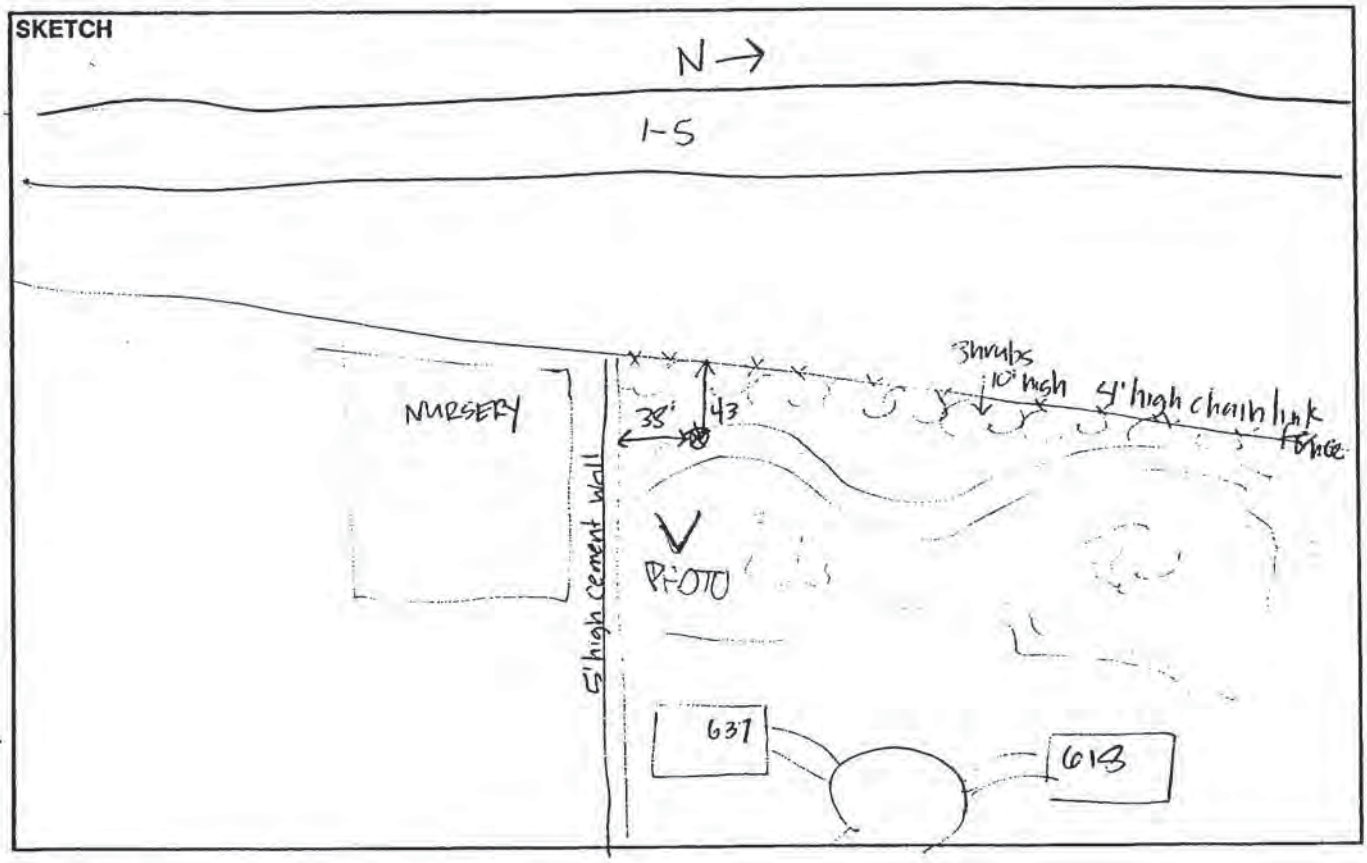

PARSONS

NOISE MEASUREMENT FORM

PROJECT:	ENGINEER/TECHNICIAN:	DATE:
I-5/I-805 San Diego	Emery Tuttle	3-26-04

LOCATION:	SITE NO.:
818 CLARK AVE S.F.	ST-11.7

SOUND LEVEL METER:	MICROPHONE:	PRE AMP:	NOTES:
LD 2900	1/2-INCH R.I.	900B	TEMP: 67°F
SERIAL #: 0427	SERIAL #:	SERIAL #: 3339	WIND: 1-5MPH E.
CALIBRATOR: CA250	CALIBRATION/OFFSET, dB: 114.0/114.0	TIME: 15:40	HUM: 55%
METER SETTINGS: A-WTD, SLOW			SKIES: CLEAR

Measured simultaneously w/ LT 26

TIME START	TIME DURATION	L_1	L_{10}	L_{25}	L_{50}	L_{90}	L_{99}	L_{MIN}	L_{MAX}	L_{eq}	NOTES:
15:45	20-MIN	73.0	71.5	70.5	69.0	66.0	65.0	64.5	74.0	69.5	PHOTO # 26 & 27

SKETCH

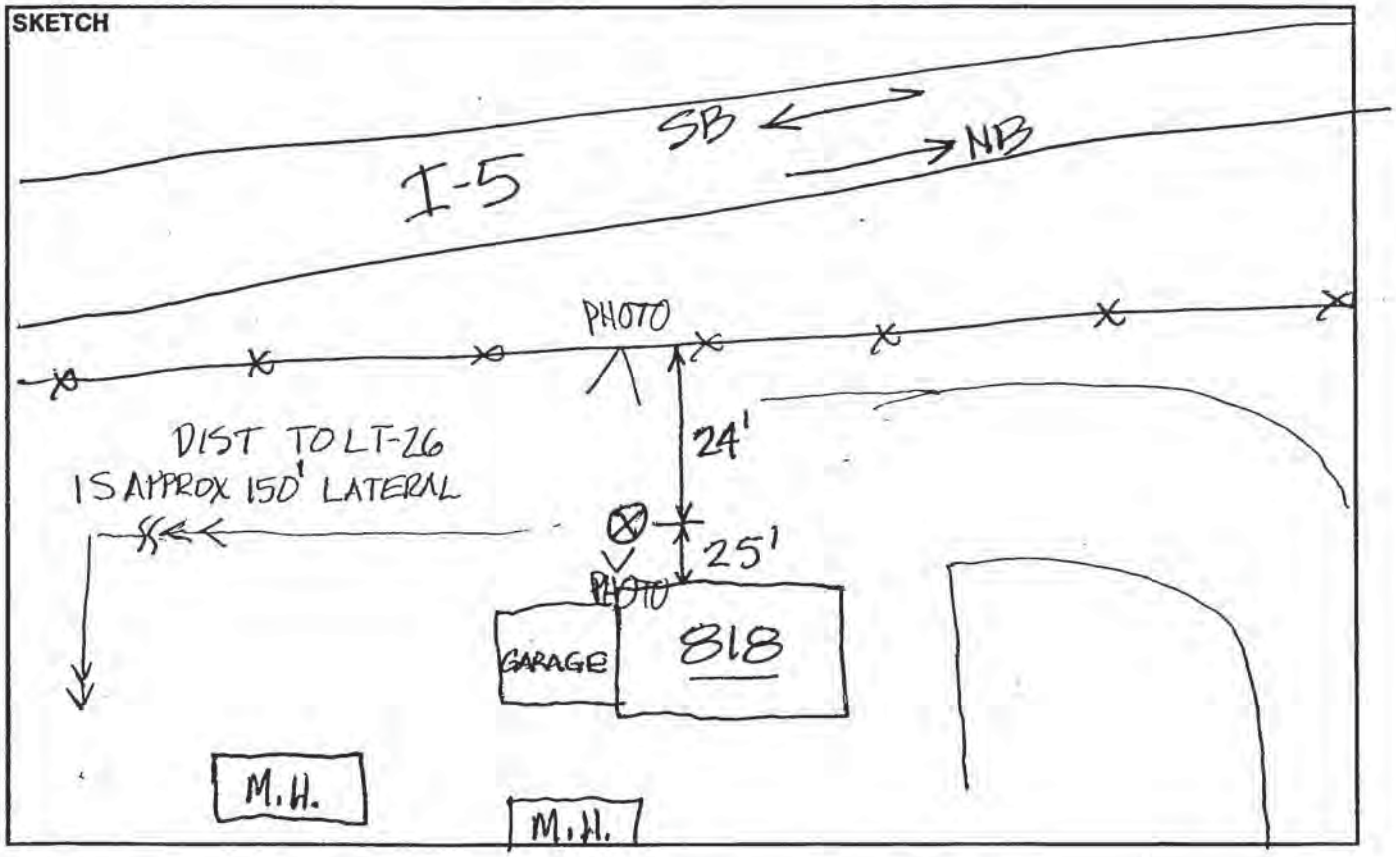

PARSONS

NOISE MEASUREMENT FORM

PROJECT:	ENGINEER/TECHNICIAN:	DATE:
I-5/I-805 San Diego	L. ARMER ~~Joel Vazquez~~	3/31/04

LOCATION:	SITE NO.:
949 Piraeus St. Encinitas S.F. RES	ST 12.1

SOUND LEVEL METER:	MICROPHONE:	PRE AMP:	NOTES:
NL-6	–	–	SKIES: PARTLY CLOUDY
SERIAL #: 591084	SERIAL #: –	SERIAL #: –	WIND: 0-2mph
CALIBRATOR:	CALIBRATION/OFFSET, dB: 105.3 105.3	TIME: 3:37pm	66°F
METER SETTINGS: Measured simultaneously w/ LT24 A-WTD, SLOW, 20 MIN INTVL			57% HUM
			photo 8

TIME START	TIME DURATION	L_1	L_{10}	L_{25}	L_{50}	L_{80}	L_{99}	L_{MIN}	L_{MAX}	L_{eq}	NOTES:
3:40pm	19:47								68.2	61.5	

SKETCH

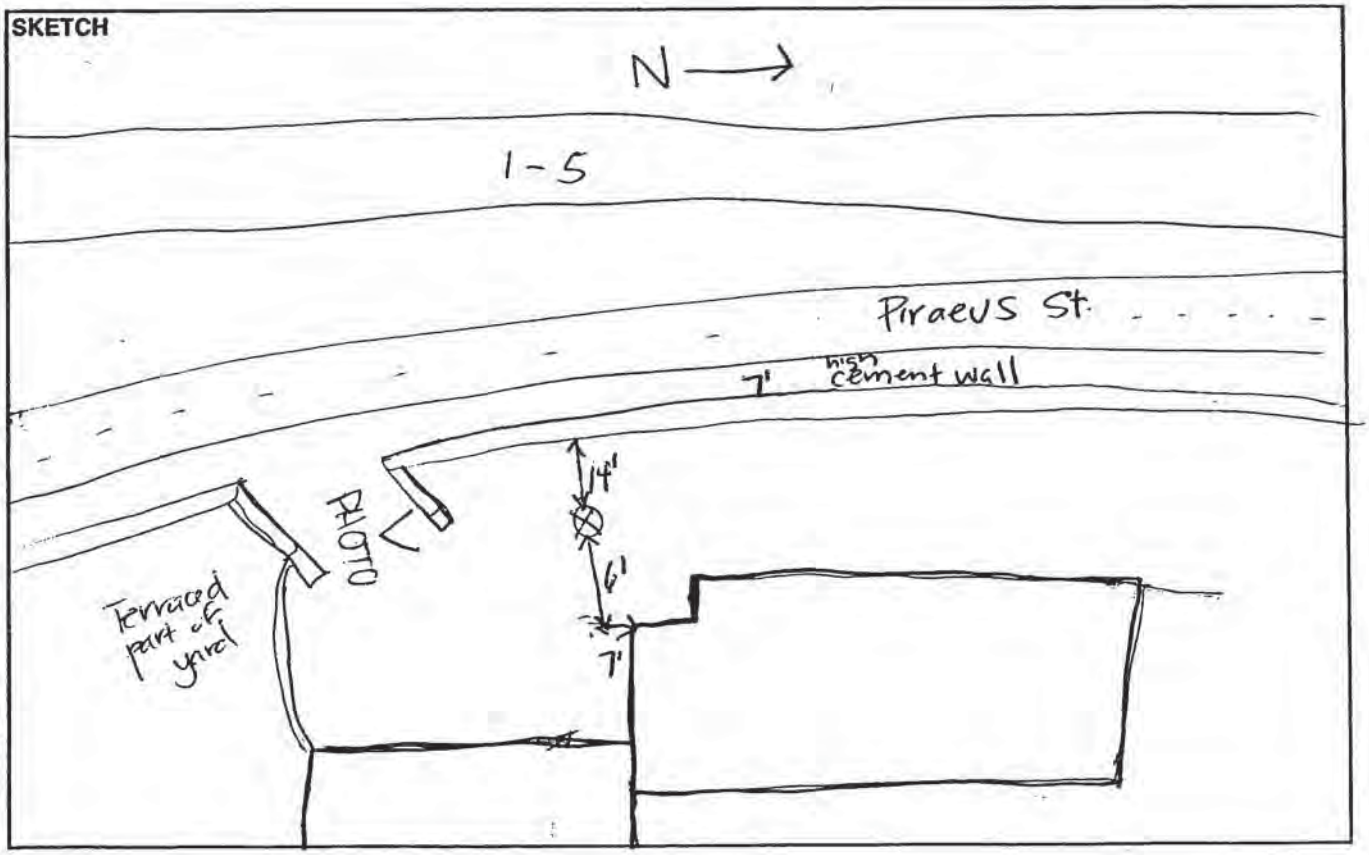

PARSONS

NOISE MEASUREMENT FORM

PROJECT:	ENGINEER/TECHNICIAN:	DATE:
I-5/I-805 San Diego	L. ARMER	3/25/04

LOCATION:	SITE NO.:
1040 ORPHEUS, LEUCADIA SF. RES	ST12.2

SOUND LEVEL METER:	MICROPHONE:	PRE AMP:	NOTES:
NL-15	—	—	SKIES: PARTLY CLOUDY A LITTLE HAZY
SERIAL #:	SERIAL #: —	SERIAL #: —	WIND: 0-3MPH
CALIBRATOR:	CALIBRATION/OFFSET, dB: 105.4 105.4	TIME:	T: 68°F
METER SETTINGS: A-WTD, SLOW, 30 MIN INTVL Measured simultaneously w/ LT25			HUM: 62% Photos 26, 27, 28

TIME START	TIME DURATION	L_1	L_{10}	L_{25}	L_{50}	L_{90}	L_{99}	L_{MIN}	L_{MAX}	L_{eq}	NOTES:
12:01pm	19:55								78.2	74.0	

SKETCH

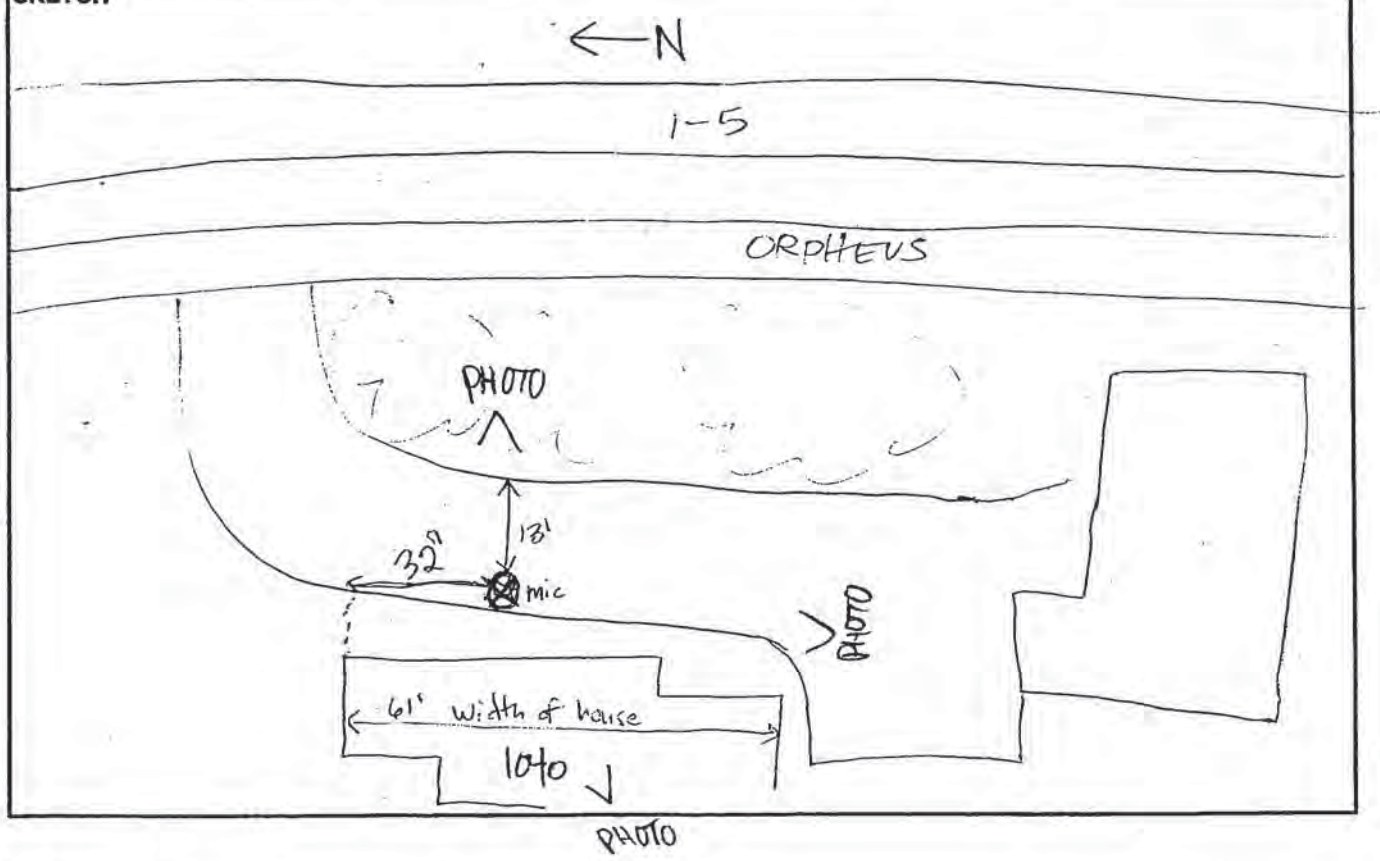

PARSONS

NOISE MEASUREMENT FORM

PROJECT: I-5/I-805 San Diego	ENGINEER/TECHNICIAN: L. ARMER	DATE: 3/25/04
LOCATION: NO ADDRESS PARALELL TO 633 Sparta Dr. SF RES ENCINITAS		SITE NO.: ST12.3/CAL12.1

SOUND LEVEL METER: NL15	MICROPHONE: —	PRE AMP: —	NOTES: SKIES: CLEAR OF CLOUDS, HAZY
SERIAL #: 591084	SERIAL #: —	SERIAL #:	
CALIBRATOR:	CALIBRATION/OFFSET, dB: 105.4 105.4	TIME: —	WIND: 1-4mph 70°F 60% HUM
METER SETTINGS: Measured simultaneously w/ LT25 A-WTD, SLOW, 20MIN INTVL			

TIME START	TIME DURATION	L_1	L_{10}	L_{25}	L_{50}	L_{90}	L_{99}	L_{MIN}	L_{MAX}	L_{eq}	NOTES:
3:45 PM	20:04								80.2	66.3	Photo #32
											18 cars passed on frontage road

SKETCH

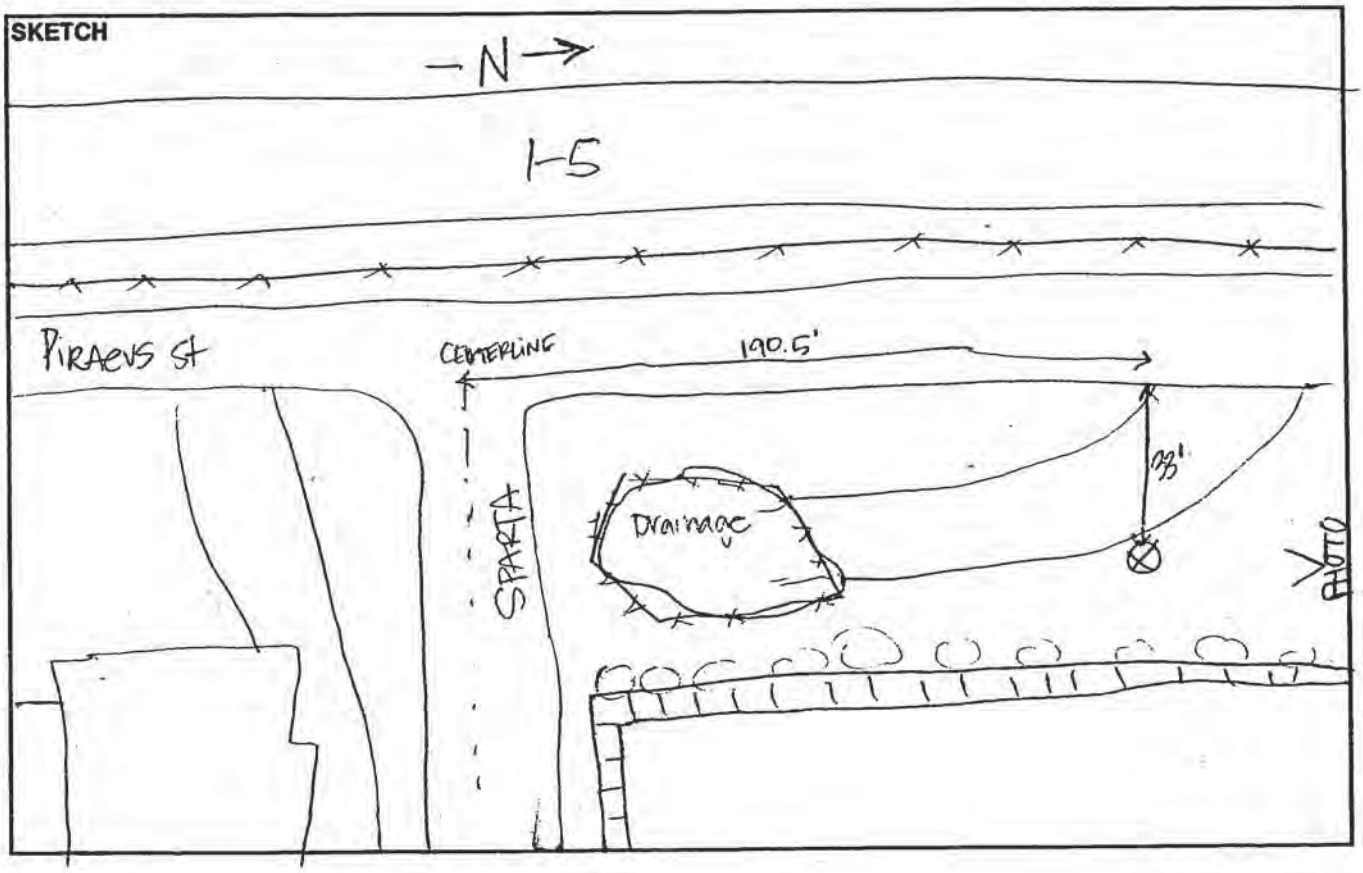

PARSONS

NOISE MEASUREMENT FORM

PROJECT: I-5/I-805 San Diego	ENGINEER/TECHNICIAN: Joel Vazquez	DATE: 3/25/04
LOCATION: 1593 Elvus Avenue		SITE NO.: ST12.4/CAL12.2

SOUND LEVEL METER:	MICROPHONE:	PRE AMP:	NOTES:
LD2900	LD2559		T: 65.8 °F
SERIAL #: 2900 A0484	SERIAL #: 2206	SERIAL #: 3200	W: 1.1 mph, NW
CALIBRATOR: CA250/SN 2127	CALIBRATION/OFFSET, dB: 114.0 / 114.1	TIME: 15:06:00	H: 75 %
METER SETTINGS: A-weighted, slow, 20 minute interval Measured simultaneously w/ 2T25			Receivers elevated Photo: 11, 12

TIME START	TIME DURATION	L_1	L_{10}	L_{25}	L_{50}	L_{90}	L_{99}	L_{MIN}	L_{MAX}	L_{eq}	NOTES:
15:14:46	20 min	74.5	73.5	73.0	72.5	71.5	70.0	68.5	75.5	72.5	

SKETCH

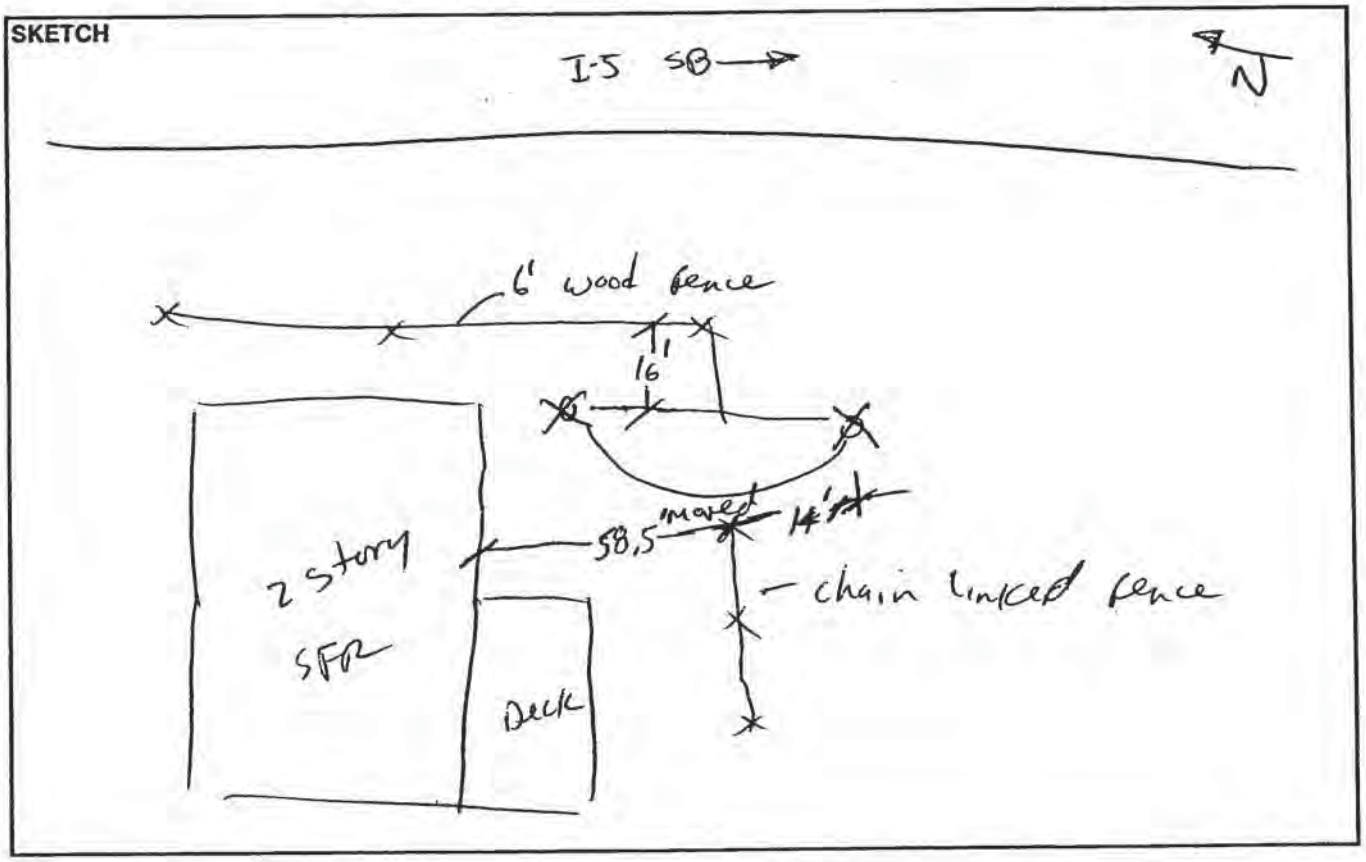

PARSONS

NOISE MEASUREMENT FORM

PROJECT: I-5/I-805 San Diego	ENGINEER/TECHNICIAN: L. ARMER	DATE: 3/25/04
LOCATION: 1660 Leora Lane, Encadia S.F. RES.		SITE NO.: ST.R.5

SOUND LEVEL METER:	MICROPHONE:	PRE AMP:	NOTES:
NL15	—	—	SKIES CLEAR/BLUE A LITTLE HAZY
SERIAL #: 591084	SERIAL #: —	SERIAL #: —	
CALIBRATOR:	CALIBRATION/OFFSET, dB: 105.5 105.5	TIME:	WIND: 0-3MPH
METER SETTINGS: A-WTD, SLOW, 20 MIN. INTVL Measured simultaneously w/ LT25			TEMP: 77 F HUM: 47%

TIME START	TIME DURATION	L_1	L_{10}	L_{25}	L_{50}	L_{90}	L_{99}	L_{MIN}	L_{MAX}	L_{eq}	NOTES:
10:59AM	20:01								63.3	56.8	Photos 24&25

SKETCH

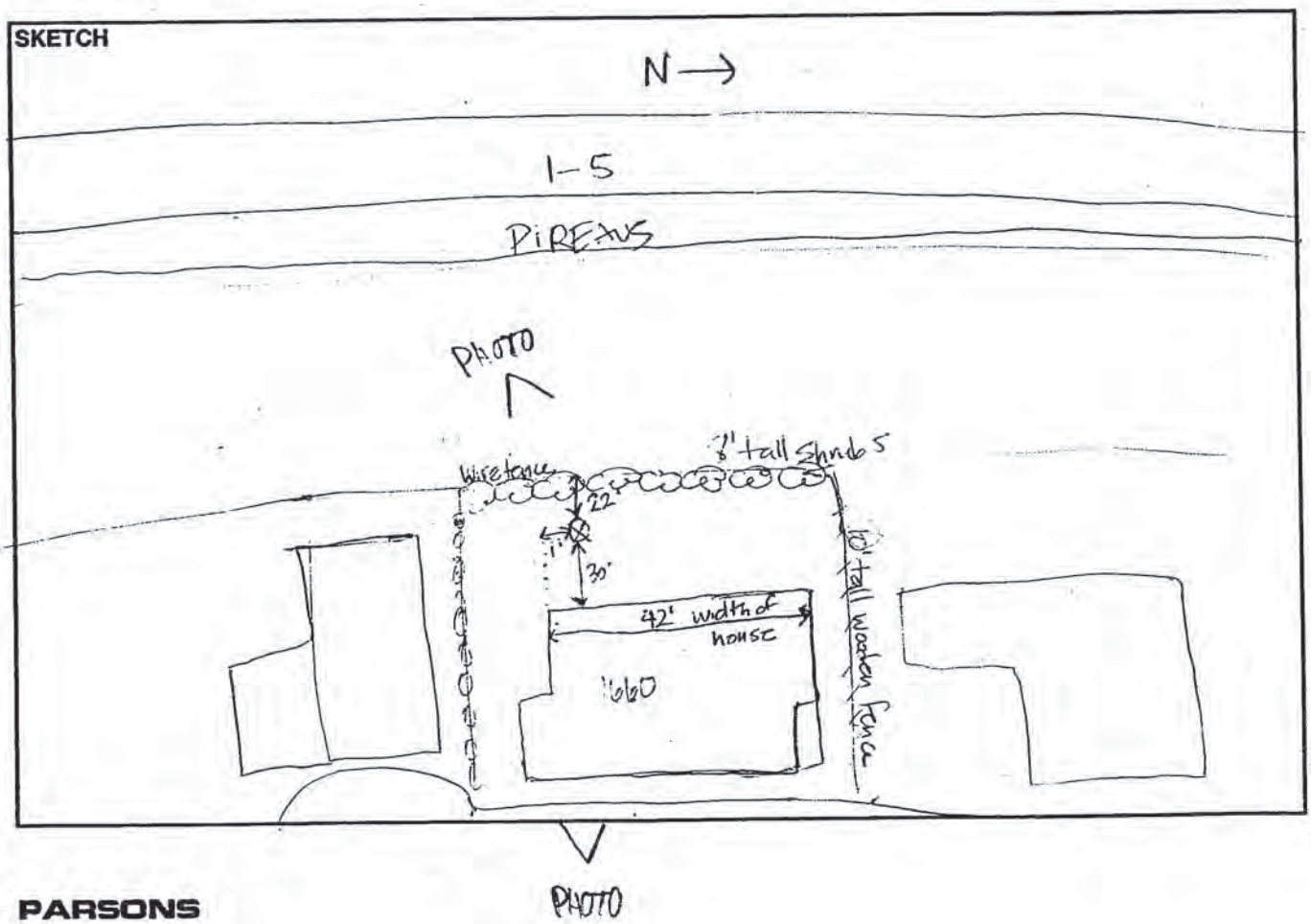

PARSONS

NOISE MEASUREMENT FORM

PROJECT:	ENGINEER/TECHNICIAN:	DATE:
I-5/I-805 San Diego	L. ARMER ~~Joel Vazquez~~	4/2/04

LOCATION:	SITE NO.:
Leucadia Park (Private Community) S.F.R.E. OUTSIDE POOL AREA (COMMUNITY)	ST 12.6/CALIZ.3

SOUND LEVEL METER:	MICROPHONE:	PRE AMP:	NOTES:
LD-2900	1/2" R.I.	900B	SKIES PARTLY CLDY
SERIAL #: 0427	SERIAL #:	SERIAL #: 3339	TEMP: 70.7 F
CALIBRATOR: CA250	CALIBRATION/OFFSET, dB: 114.0/114.0	TIME: 11:39	WIND: 1.2mp N
			HUM: 56%

METER SETTINGS:

A-WTD. SLOW. 20MIN INTVL
Measured simultaneously w/ LT 23

Photo 17 & 18

TIME START	TIME DURATION	L_1	L_{10}	L_{25}	L_{50}	L_{90}	L_{99}	L_{MIN}	L_{MAX}	L_{eq}	NOTES:
12:02:11	20MIN	68.5	67.0	66.0	65.5	64.0	62.5	62.0	72.0	65.5	

SKETCH

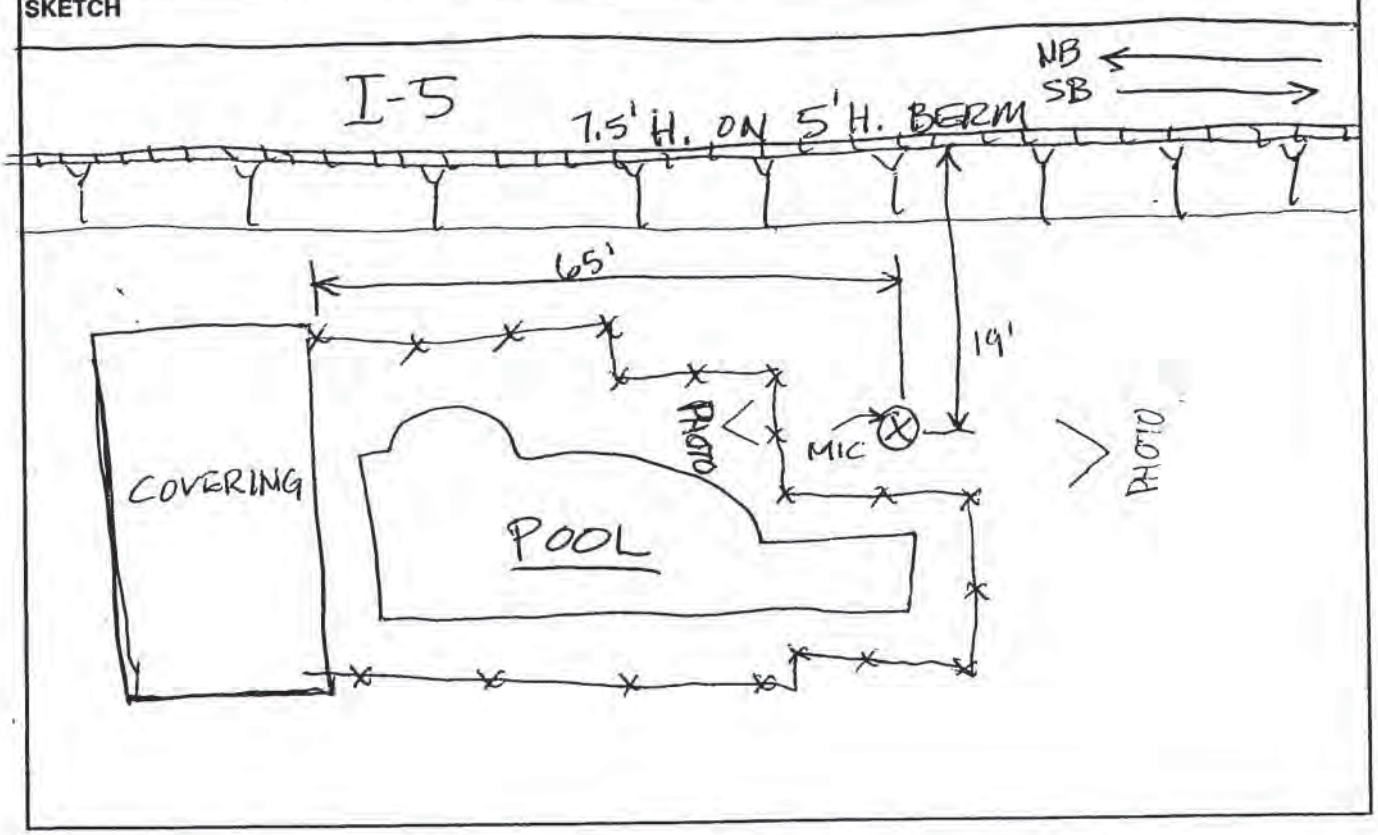

PARSONS

NOISE MEASUREMENT FORM

PROJECT: I-5/I-805 San Diego	ENGINEER/TECHNICIAN: Joel Vazquez	DATE: 3/24/04
LOCATION: 510 Weston (Private Road)		SITE NO.: ST13.1

SOUND LEVEL METER:	MICROPHONE:	PRE AMP:	NOTES:
LD2900	LD 2559	LD900B	T: 65.4 °F
SERIAL #: 2900 6484	SERIAL #: 2206	SERIAL #: 3200	H: 61 %
CALIBRATOR: CA250/SN2127	CALIBRATION/OFFSET, dB: 114.0 / 114.0	TIME: 14:44:27	W: 1.1 mph, NW
METER SETTINGS: A-weighted -slow, 20 minute interval			Receivers elevated
Measured simultaneously w/ LT20			Photo: 30,31

TIME START	TIME DURATION	L_1	L_{10}	L_{25}	L_{50}	L_{90}	L_{99}	L_{MIN}	L_{MAX}	L_{eq}	NOTES:
14:45:50	20 Min	75.5	75.0	74.5	74.0	72.5	72.0	71.0	78.5	74.0	

SKETCH

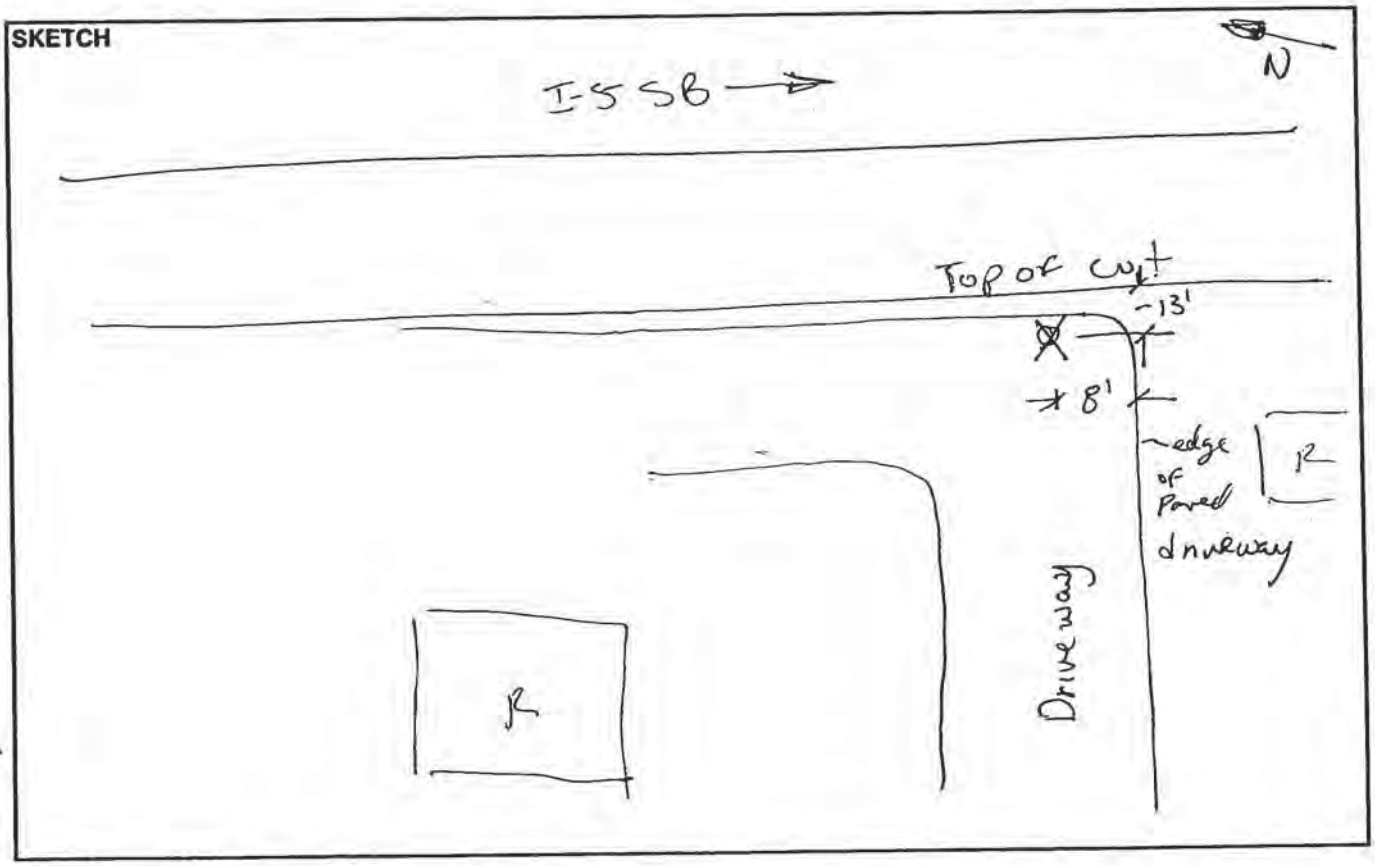

PARSONS

NOISE MEASUREMENT FORM

PROJECT: I-5/I-805 San Diego	ENGINEER/TECHNICIAN: Joel Vazquez	DATE: 3/23/04
LOCATION: 880 Provana Ct.		SITE NO.: ST13.2

SOUND LEVEL METER:	MICROPHONE:	PRE AMP:	NOTES:
LD 2900	LD 2559	LD 900B	T: 60.8°F
SERIAL #: 2900A 0484	SERIAL #: 2206	SERIAL #: 3200	H: 71%
CALIBRATOR: CA 250 / SN 2127	CALIBRATION/OFFSET, dB: 114.0 / 114.0	TIME: 10:45:06	W: 4.5 mph, NE
METER SETTINGS: A-weighted- slow, 20 minute interval no simultaneous longterm measurement, will be adjusted using LT20			Photos: 11, 12

TIME START	TIME DURATION	L_1	L_{10}	L_{25}	L_{50}	L_{90}	L_{99}	L_{MIN}	L_{MAX}	L_{eq}	NOTES:
10:48:28	20 min	68.5	67.0	66.0	65.5	63.5	62.5	61.5	70.5	65.5	

SKETCH

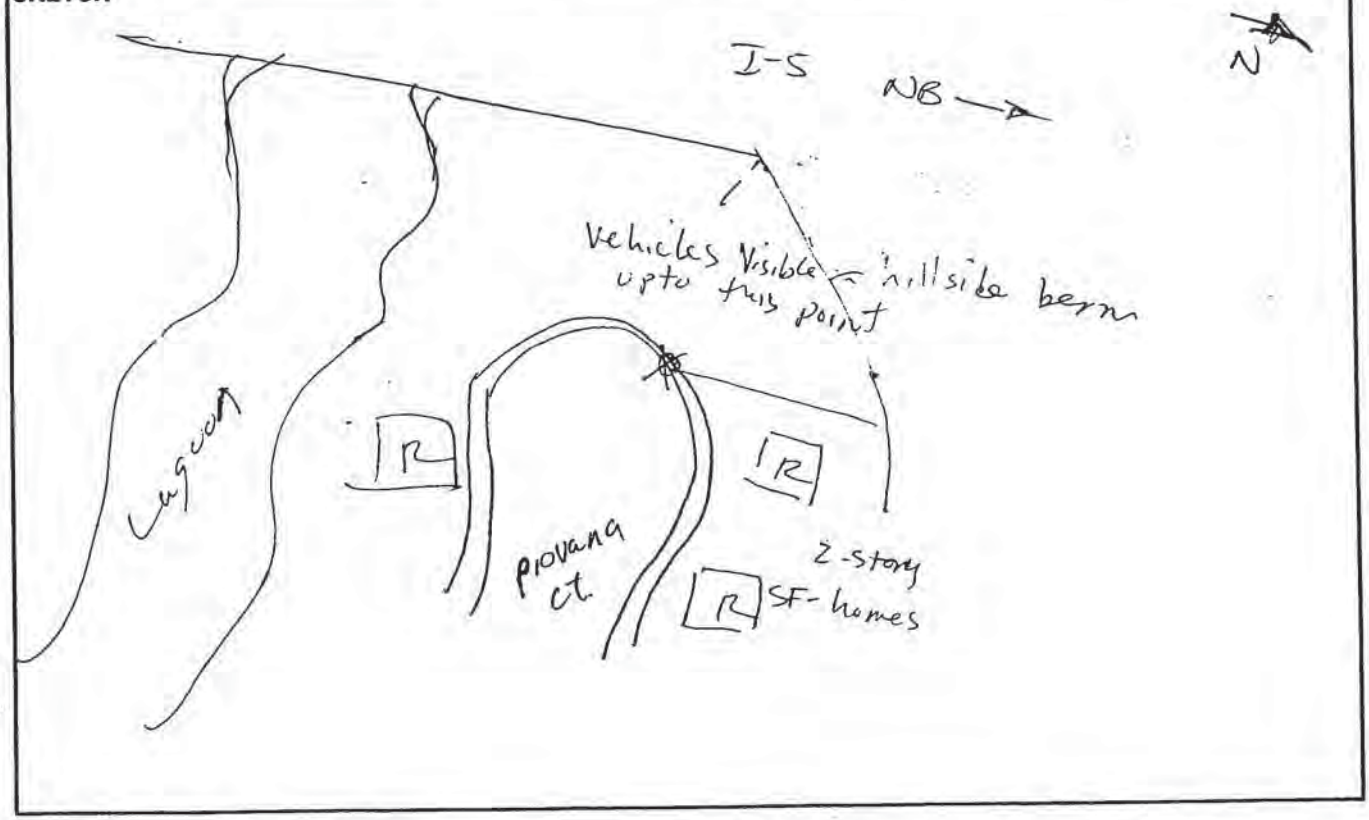

PARSONS

NOISE MEASUREMENT FORM

PROJECT:	ENGINEER/TECHNICIAN:	DATE:
I-5/I-805 San Diego	Joel Vazquez	3/23/04

LOCATION:	SITE NO.:
1427/1429 Linden Terrace	ST133/CAL13,1

SOUND LEVEL METER:	MICROPHONE:	PRE AMP:	NOTES:
LD2900	LD 2559	LD900B	T: 62.8 °F
SERIAL #: 2906A0484	SERIAL #: 2206	SERIAL #: 3200	H: 69%
CALIBRATOR: CA250/SN 2127	CALIBRATION/OFFSET, dB: 114.0/114.0	TIME: 14:27:00	W: 4.2mph, NW
METER SETTINGS: A-weighted, slow, 20 minute interval No simultaneous longterm measurement. will be adjusted using LT20			receiver elevated
			Photos: 17, 18

TIME START	TIME DURATION	L_1	L_{10}	L_{25}	L_{50}	L_{90}	L_{99}	L_{MIN}	L_{MAX}	L_{eq}	NOTES:
14:28:44	20 min	69.5	68.0	67.5	66.5	65.5	64.5	63.5	~~105.0~~	~~78.0~~	66.4
											calib.

SKETCH

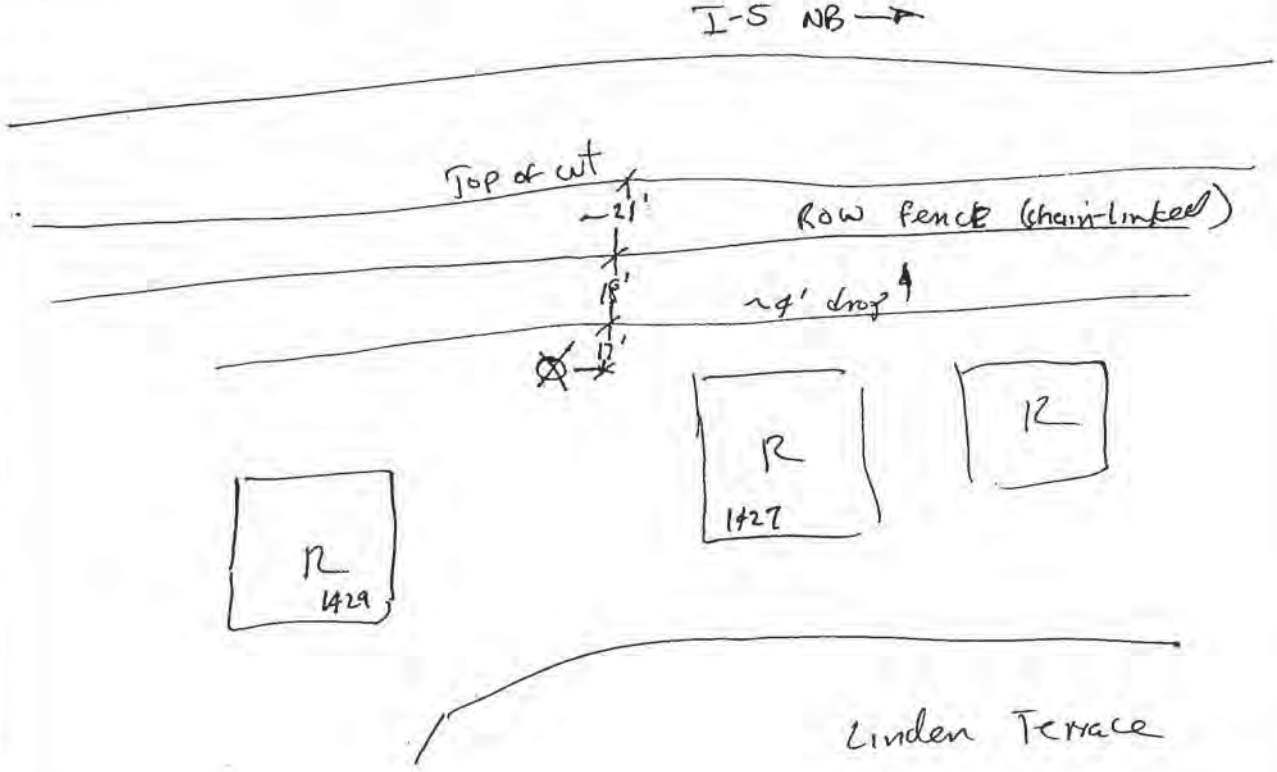

PARSONS

NOISE MEASUREMENT FORM

PROJECT:	ENGINEER/TECHNICIAN:	DATE:
I-5/I-805 San Diego	L. ARMER	3/23/04

LOCATION:	SITE NO.:
7441 Neptune Dr. Carlsbad Duplex	ST 13.4

SOUND LEVEL METER:	MICROPHONE:	PRE AMP:	NOTES:
NL-15	—	—	SKIES OVERCAST
SERIAL #: 591084	SERIAL #: —	SERIAL #:	WIND: 2-4 mph
CALIBRATOR:	CALIBRATION/OFFSET, dB: beg ~~104.5~~ end 105.4	TIME:	TEMP: 66°F
			HUM: 71%
METER SETTINGS: A-weighted, slow, 20 minute interval no simultaneous longterm measurement, will be adjusted using LT20			photos 8, 9 & 10

TIME START	TIME DURATION	L_1	L_{10}	L_{25}	L_{50}	L_{90}	L_{99}	L_{MIN}	L_{MAX}	L_{eq}	NOTES:
11:00am	19:43								65.2	56.9	6 cars passed

SKETCH

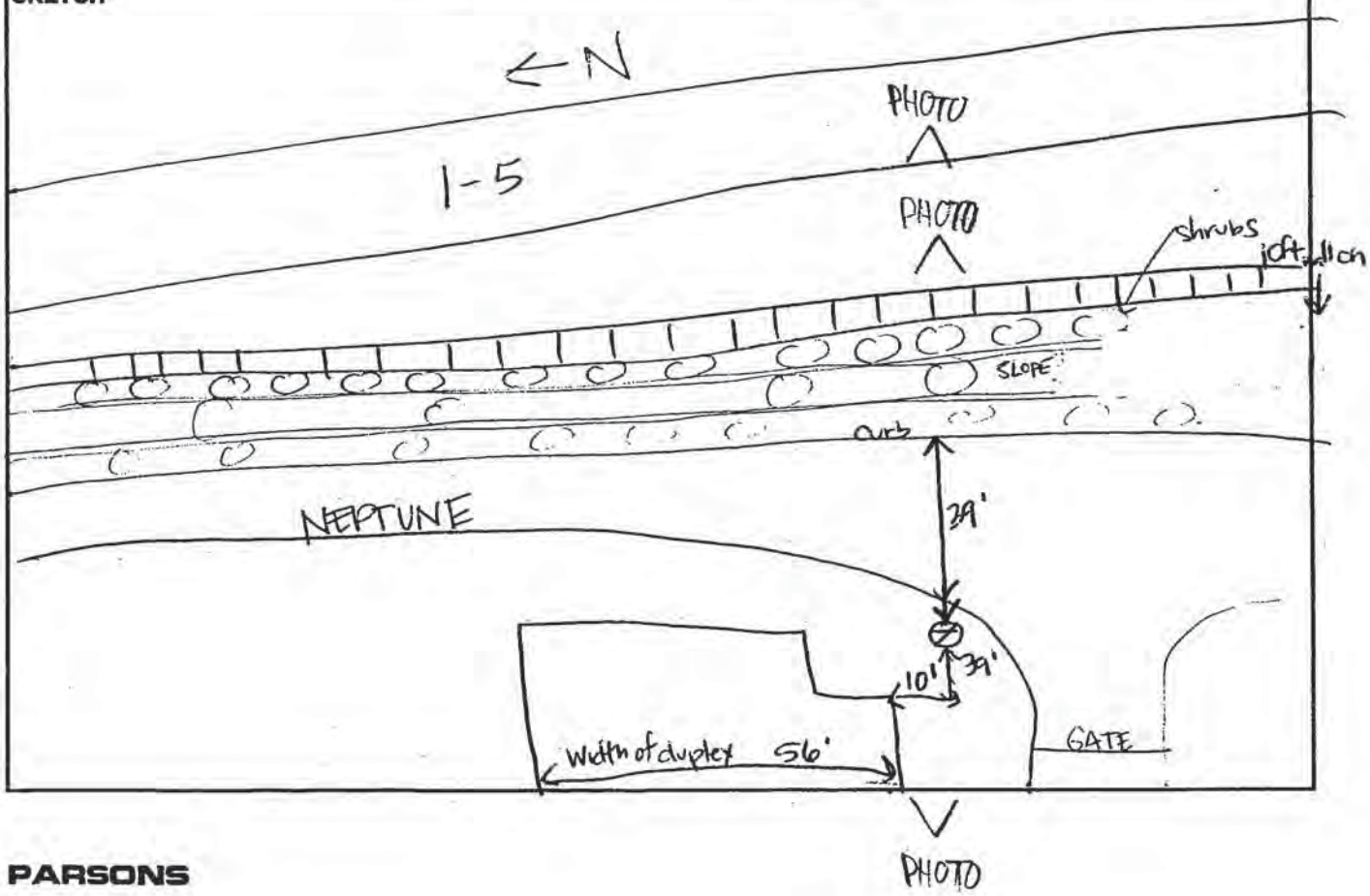

PARSONS

NOISE MEASUREMENT FORM

PROJECT:	ENGINEER/TECHNICIAN:	DATE:
I-5/I-805 San Diego	L. ARMER	3/23/04

LOCATION:	SITE NO.:
7340 San Bartolo CARLSBAD MOBILE HOME	ST13.5/CAL 13.2

SOUND LEVEL METER:	MICROPHONE:	PRE AMP:	NOTES:
NL-15	—	—	SKIES: PARTIALLY CLOUDY
SERIAL #: 591054	SERIAL #: —	SERIAL #: —	WIND: 0-2 mph
CALIBRATOR:	CALIBRATION/OFFSET, dB: bgn 109.5 end 109.4	TIME: —	
METER SETTINGS: No simultaneous longterm measurement A-WTD, SLOW, 20 MIN INTVL will be adjusted using LT20			Photo #13

TIME START	TIME DURATION	L_1	L_{10}	L_{25}	L_{50}	L_{90}	L_{99}	L_{MIN}	L_{MAX}	L_{eq}	NOTES:
2:33pm	20:11								71.8	56.2	

SKETCH

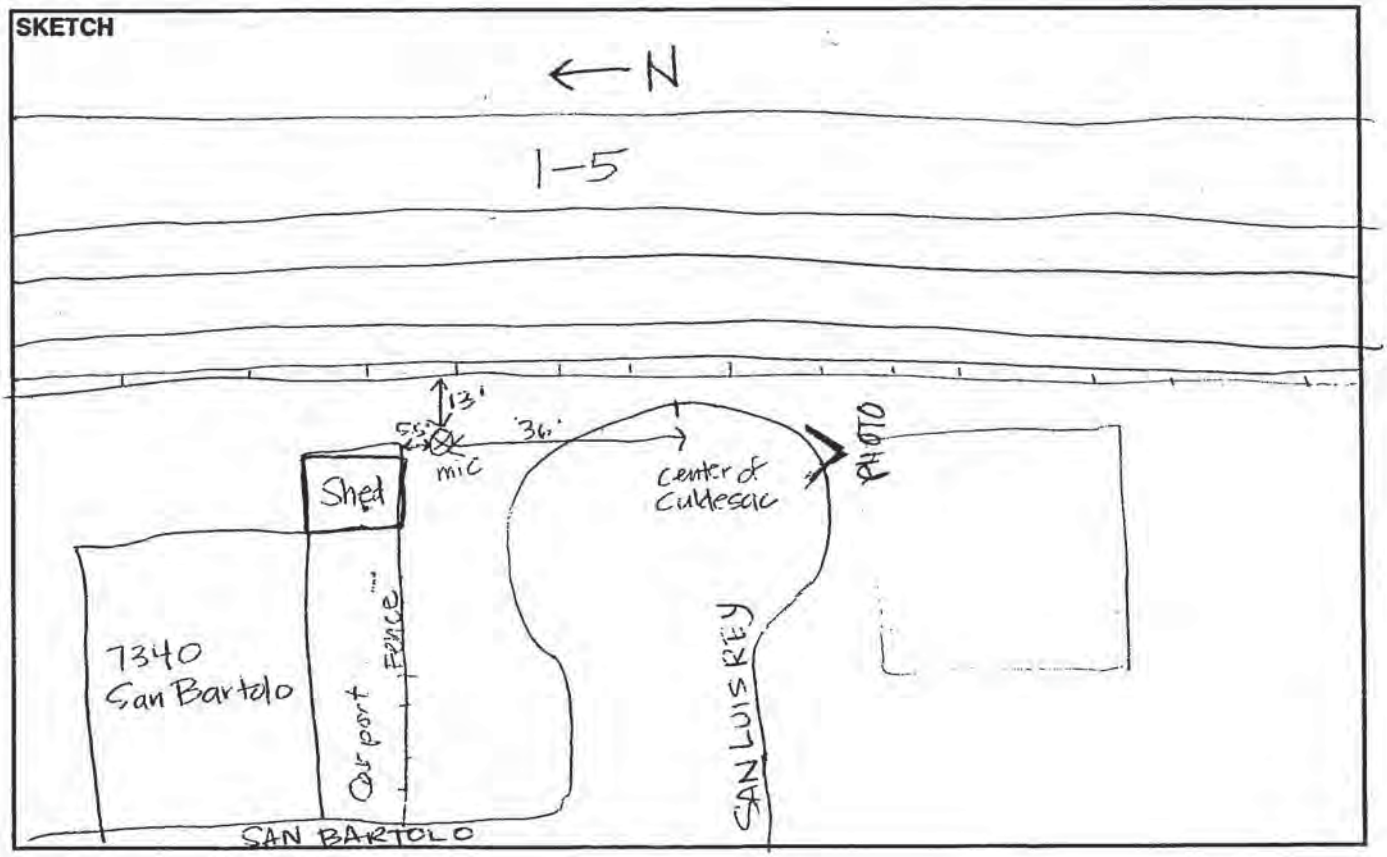

PARSONS

NOISE MEASUREMENT FORM

PROJECT:	ENGINEER/TECHNICIAN:	DATE:
I-5/I-805 San Diego	L. ARMER	3/23/05

LOCATION:	SITE NO.:
804 Bluewater Road, CARLSBAD SF Res	ST14.1/CAL 19.1

SOUND LEVEL METER:	MICROPHONE:	PRE AMP:	NOTES:
NL-15	—	—	SKIES OVERCAST
SERIAL #: 591084	SERIAL #: —	SERIAL #: —	WIND 0-2 mph
CALIBRATOR:	CALIBRATION/OFFSET, dB: 105.4 105.4	TIME:	T: 70°F
			HUM: 62%
METER SETTINGS: A WTD, SLOW. 20 MIN. INTVL Noise levels will be adjusted using ST19, 2/08			Photo #12

TIME START	TIME DURATION	L_1	L_{10}	L_{25}	L_{50}	L_{90}	L_{99}	L_{MIN}	L_{MAX}	L_{eq}	NOTES:
1.52pm	20:01								74.4	70.7	

SKETCH

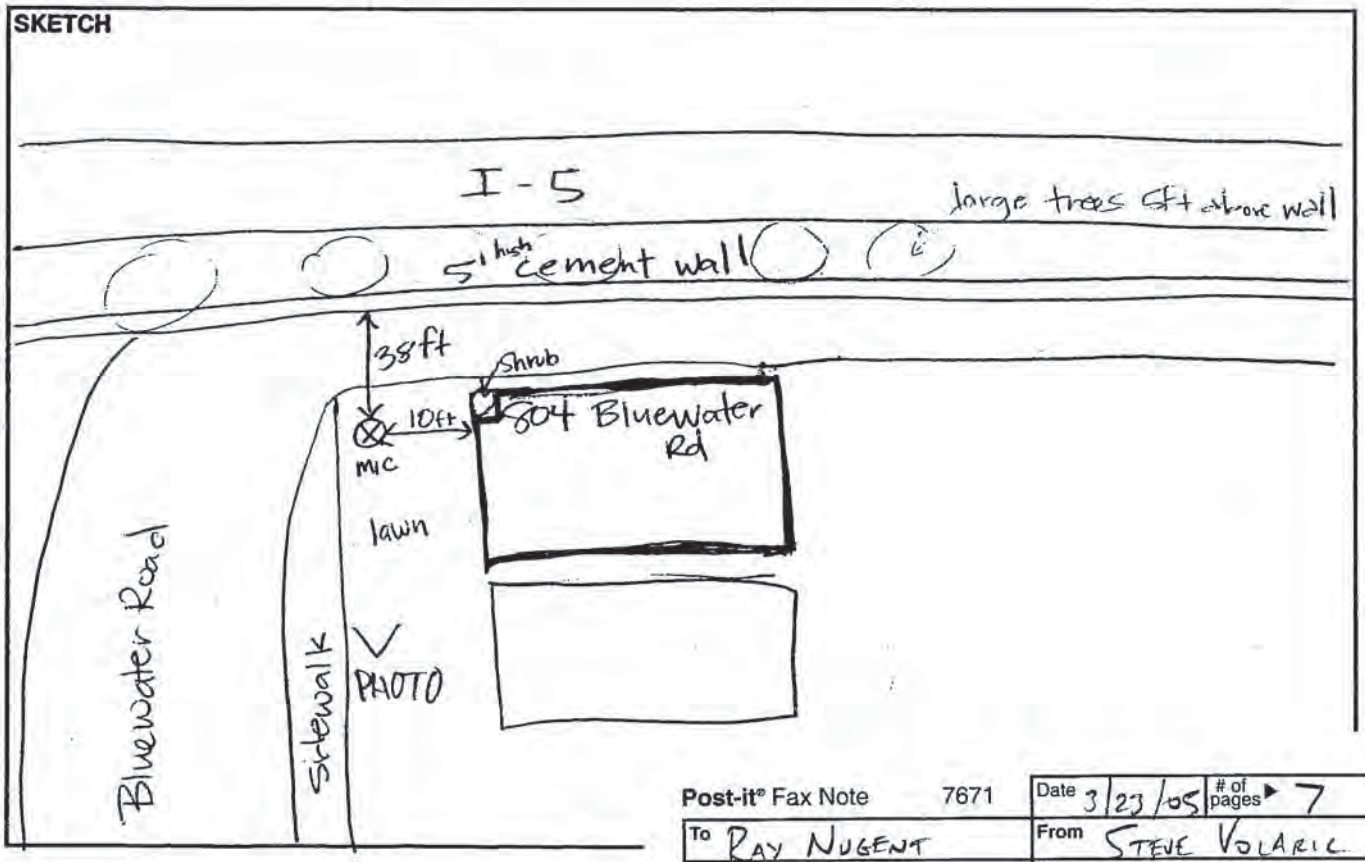

Post-it® Fax Note 7671	Date 3/23/05	# of pages ▸ 7
To RAY NUGENT	From STEVE VOLARIC	
Co./Dept.	Co.	
Phone #	Phone #	
Fax # (805) 379-1797	Fax #	

PARSONS

NOISE MEASUREMENT FORM

PROJECT: I-5/I-805 San Diego	ENGINEER/TECHNICIAN: Joel Vazquez	DATE: 3/23/04
LOCATION: Poinsettia Station apartment homes		SITE NO.: ST 14.2

SOUND LEVEL METER:	MICROPHONE:	PRE AMP:	NOTES:
LD 2900	LD2559	LD900B	T: 63.7
SERIAL #: 2900A 0484	SERIAL #: 2206	SERIAL #: 3200	H: 72%
CALIBRATOR: CA250 / SN 2127	CALIBRATION/OFFSET, dB: 114.0 / 113.9	TIME: 11:49:00	W: 2.1 mph, NE

METER SETTINGS:
A-weighted - slow, 20 minute interval

Noise levels will be adjusted using LT19, 2/04 Photo; 13,14

TIME START	TIME DURATION	L_1	L_{10}	L_{25}	L_{50}	L_{90}	L_{99}	L_{MIN}	L_{MAX}	L_{eq}	NOTES:
11:58:16	20 mm	67.0	61.5	60.5	60.0	58.5	57.5	57.0	70.0	60.5	

SKETCH

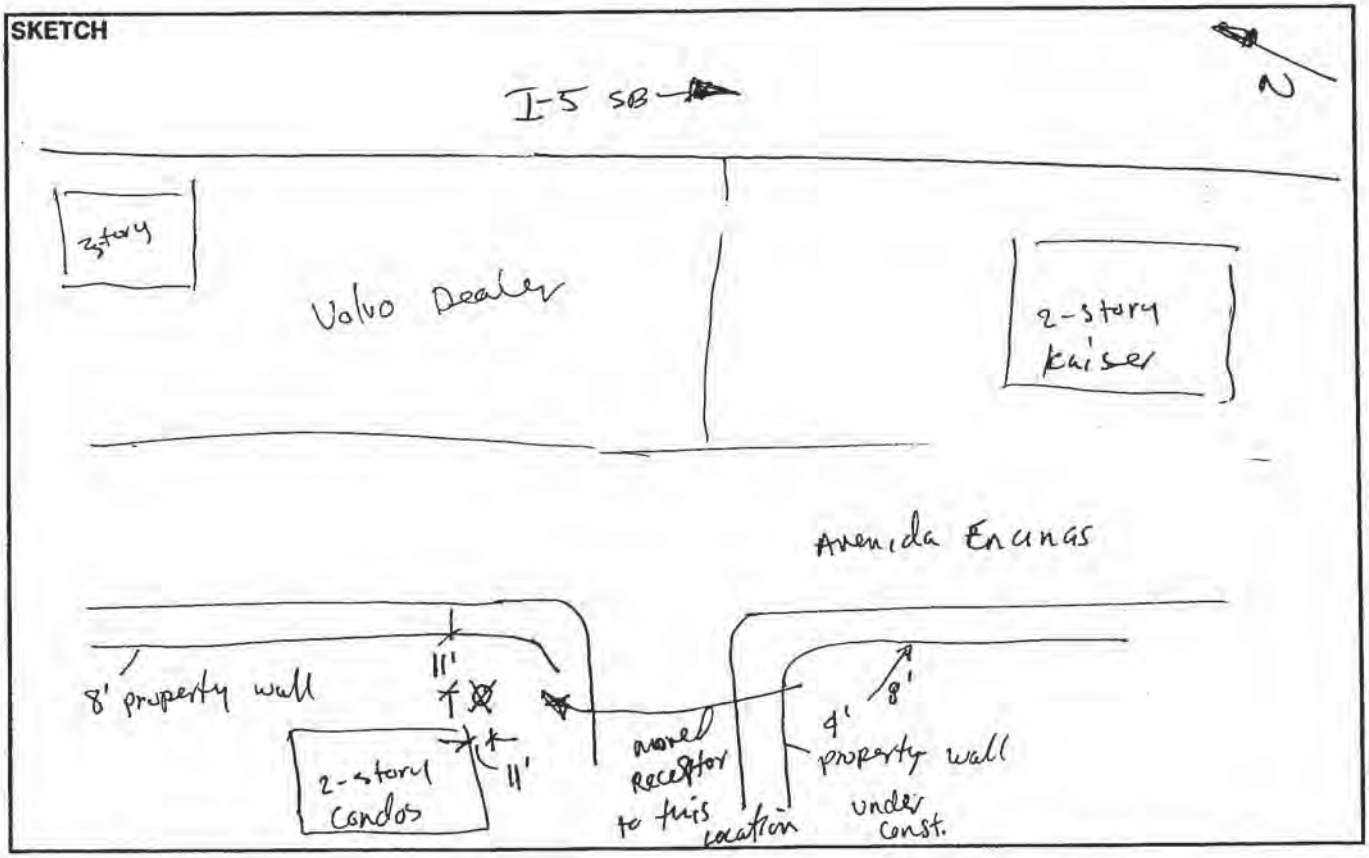

PARSONS

NOISE MEASUREMENT FORM

PROJECT:	ENGINEER/TECHNICIAN:	DATE:
I-5/I-805 San Diego	L. ARMER	3/23/04

LOCATION:	SITE NO.:
POINSETTA STATION APTS, APT #133, EMBARCANERO LANE, CARLSBAD	ST14.3

SOUND LEVEL METER:	MICROPHONE:	PRE AMP:	NOTES:
NL-15	—	—	SKIES OVERCAST
SERIAL #: 591084	SERIAL #: —	SERIAL #: —	W: 0-25mph
CALIBRATOR:	CALIBRATION/OFFSET, dB: Beg 105.5 End 105.4	TIME:	T: 64°F
METER SETTINGS: A WTD, SLOW, 20 MIN INTVL Noise levels will be adjusted using LT19, 2/04			H: 75% Photo 11

TIME START	TIME DURATION	L_1	L_{10}	L_{25}	L_{50}	L_{90}	L_{99}	L_{MIN}	L_{MAX}	L_{eq}	NOTES:
11:49am	20:06								68.9	56.6	Helicopter

SKETCH

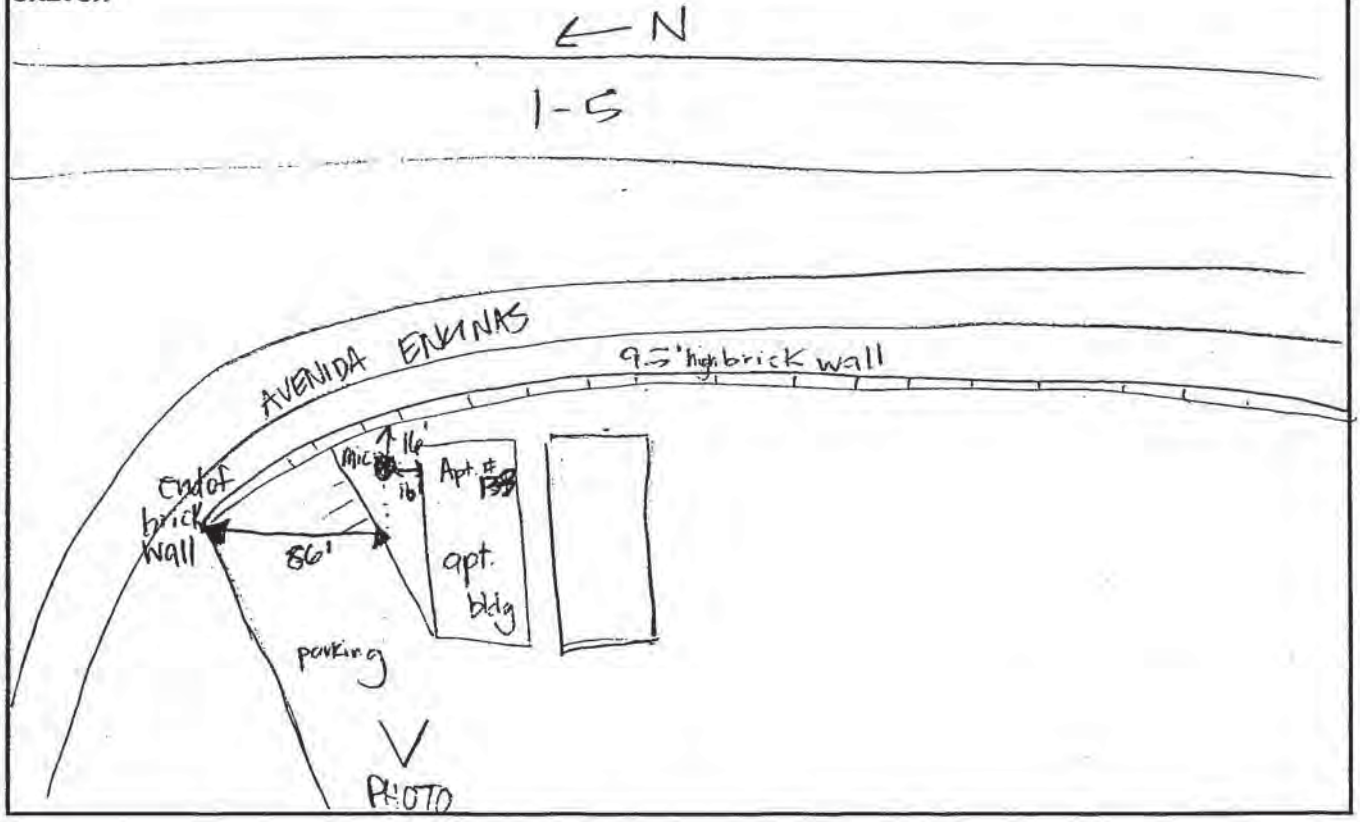

PARSONS

NOISE MEASUREMENT FORM

PROJECT:	ENGINEER/TECHNICIAN:	DATE:
I-5/I-805 San Diego	Joel Vazquez	3/23/09

LOCATION:	SITE NO.;
801/803 Caminito Del Sol	ST14.4/CAL14.2

SOUND LEVEL METER:	MICROPHONE:	PRE AMP:	NOTES:
LD 2900	LD 2559	LD 900B	T: 61°F
SERIAL #: 2900A0484	SERIAL #: 2206	SERIAL #: 3200	H: 76%
CALIBRATOR: CA250 / SN 212T	CALIBRATION/OFFSET, dB: 114.0 / 114.0	TIME: 1341:06	W: 5.2 mph, NW TRAIN Horn @ 13:52 : 76.5 dBA slightly elevated
METER SETTINGS: A-weighted slow, 20 min. interval			receivers

Noise levels will be adjusted using ST14.2/04 Photos: 15, 16

TIME START	TIME DURATION	L_1	L_{10}	L_{25}	L_{50}	L_{90}	L_{99}	L_{MIN}	L_{MAX}	L_{eq}	NOTES:
13:51:19	20 min	74.5	74.0	73.0	72.5	71.0	70.0	69.0	76.5	72.5	

SKETCH

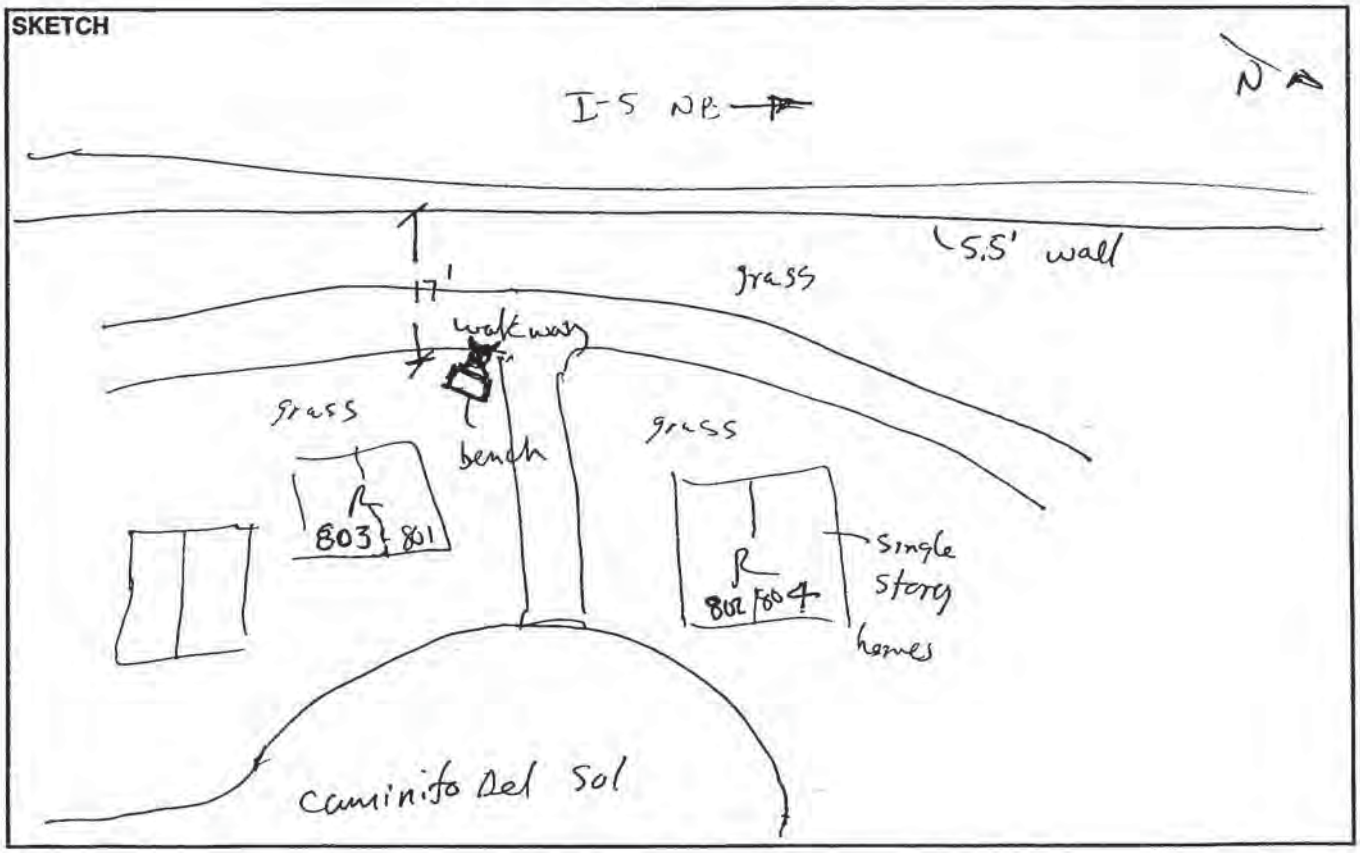

PARSONS

NOISE MEASUREMENT FORM

PROJECT:	ENGINEER/TECHNICIAN:	DATE:
I-5/I-805 San Diego	Joel Vazquez	3/24/04

LOCATION:	SITE NO.:
6130 PASEO DEL NORTE Discovery Isle child Development center	ST 14.5

SOUND LEVEL METER:	MICROPHONE:	PRE AMP:	NOTES:
LD2900	LD2559	LD900B	T: 62.7
SERIAL #: 2900A0484	SERIAL #: 2206	SERIAL #: 3200	H: 79%
CALIBRATOR: CA250 / SN 2127	CALIBRATION/OFFSET, dB: 114.0 / 114.1	TIME: 16:52:02	W: 1.9 mph, NW
			diesel p-up truck drive by: 74.0

METER SETTINGS:
A-weighted, slow, 20 minute interval

Noise levels will be adjusted using 2TA, 2/A

Photo: 1,2

TIME START	TIME DURATION	L_1	L_{10}	L_{25}	L_{50}	L_{90}	L_{99}	L_{MIN}	L_{MAX}	L_{eq}	NOTES:
17:02:45	20 min	72.5	68.0	67.0	66.0	64.0	62.5	61.5	74.0	66.0	

SKETCH

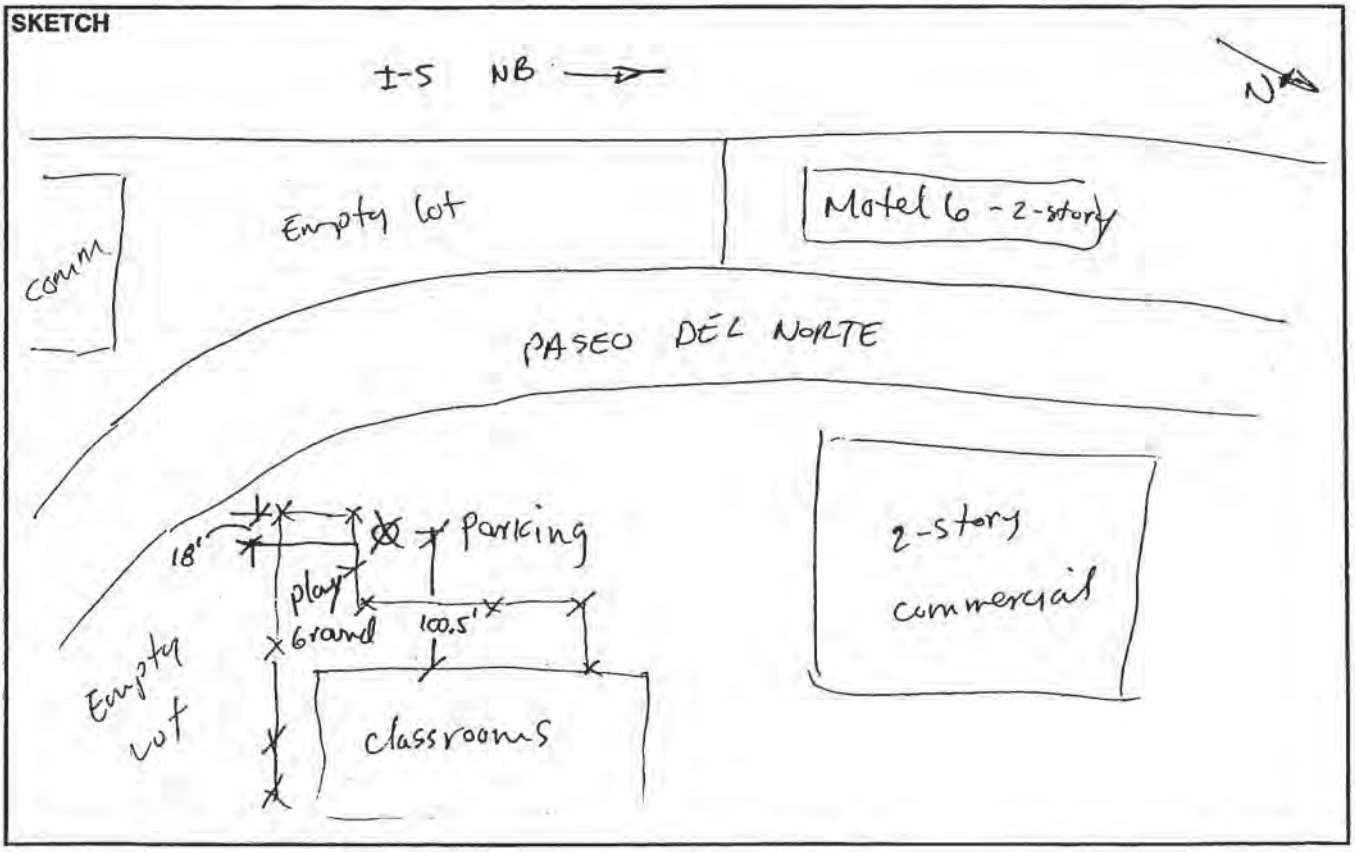

PARSONS

NOISE MEASUREMENT FORM

PROJECT:	ENGINEER/TECHNICIAN:	DATE:
I-5/I-805 San Diego	Joel Vazquez	3/23/04

LOCATION:	SITE NO.:
Pool area of Windsong papagallos Apts.	ST 16.1/CAL 16.1

SOUND LEVEL METER:	MICROPHONE:	PRE AMP:	NOTES:
LD2900	LD 2559	LD9008	T: 63.9 °F
SERIAL #: 2900A 0484	SERIAL #: 2206	SERIAL #: 3200	H: 69%
CALIBRATOR: CA250 / SN 2127	CALIBRATION/OFFSET, dB: 114.0 / 114.0	TIME: 15:55:00	W: 0 mph
METER SETTINGS: A-weighted- slow, 20 minute interval Measured simultaneously w/ LT 17			Photos: 19

TIME START	TIME DURATION	L_1	L_{10}	L_{25}	L_{50}	L_{90}	L_{99}	L_{MIN}	L_{MAX}	L_{eq}	NOTES:
16:02:48	20 min	73.5	72.0	71.5	70.5	68.5	66.5	65.5	75.0	70.5	

SKETCH

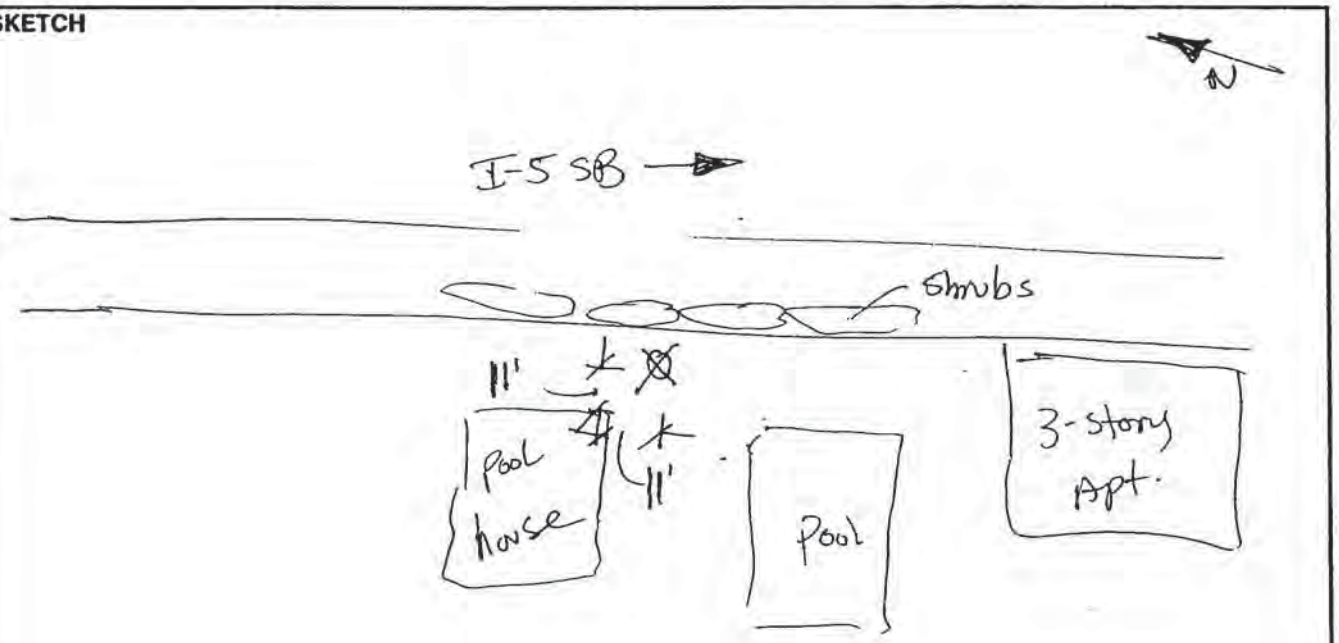

PARSONS

NOISE MEASUREMENT FORM

PROJECT:	ENGINEER/TECHNICIAN:	DATE:
I-5/I-805 San Diego	L. ARMER	3/23/04

LOCATION:	SITE NO.:
The Woodrigle Village Apts. CARLSBAD APT. BLD 6	ST 16.2/CAL 16.2

SOUND LEVEL METER:	MICROPHONE:	PRE AMP:	NOTES:
NL-15	—	—	SKIES OVERCAST
SERIAL #: 591084	SERIAL #: —	SERIAL #: —	64° F
CALIBRATOR:	CALIBRATION/OFFSET, dB: beg 105.5 end 105.4	TIME:	72% HUM
METER SETTINGS: SLOW, A-WTD, 20MIN INTVL Measured simultaneously w/ LT 18			WIND 0-2 mph
			photo #14

TIME START	TIME DURATION	L_1	L_{10}	L_{25}	L_{50}	L_{90}	L_{99}	L_{MIN}	L_{MAX}	L_{eq}	NOTES:
402pm	20:01								74.9	71.8	

SKETCH

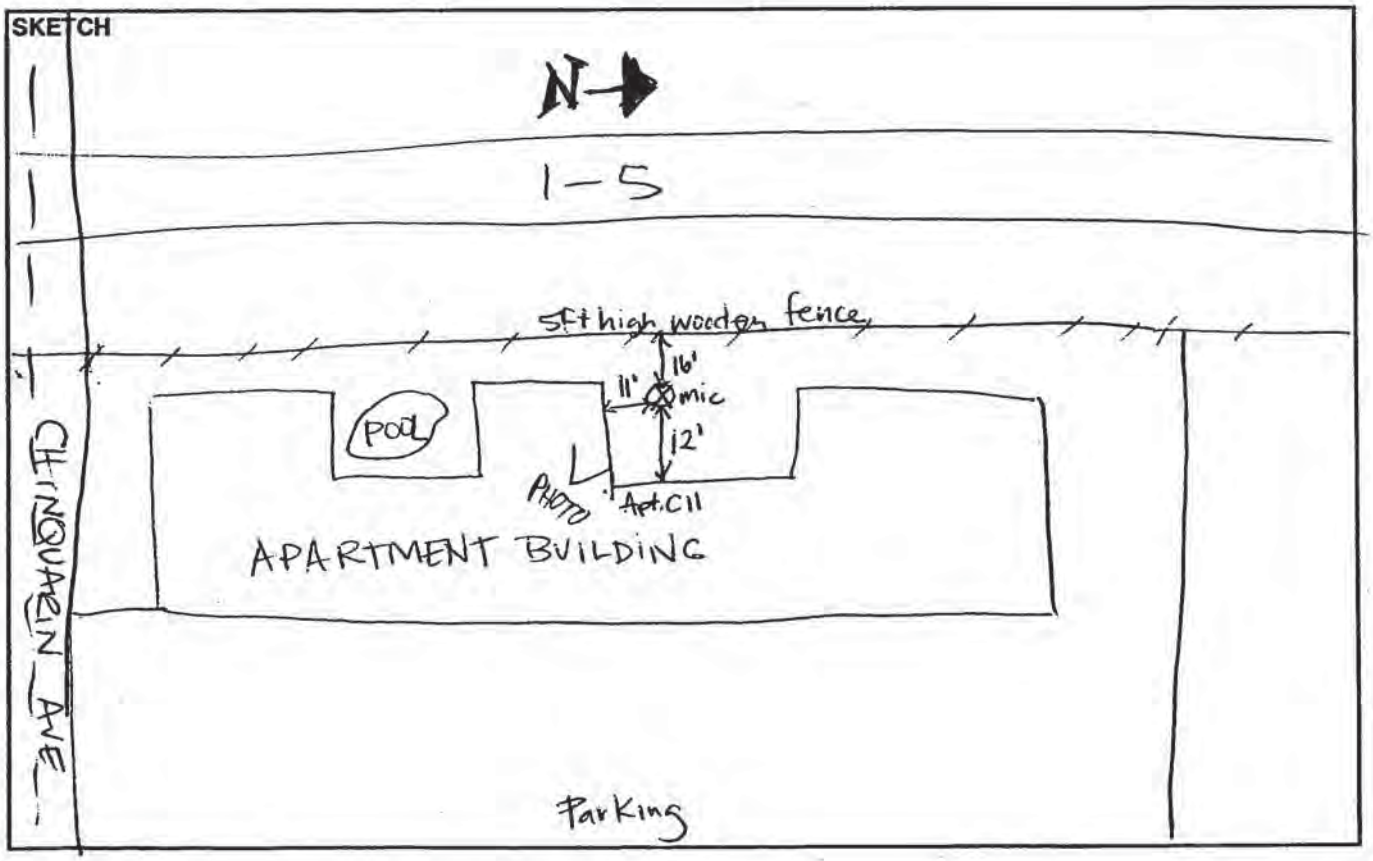

PARSONS

NOISE MEASUREMENT FORM

PROJECT:	ENGINEER/TECHNICIAN:	DATE:
I-5/I-805 San Diego	L. ARMER	3/24/04

LOCATION:	SITE NO.:
3100 BLOCK PIO PICO DRIVE ST PATRICK SCHOOL, CARLSBAD	ST 17.1

SOUND LEVEL METER:	MICROPHONE:	PRE AMP:	NOTES:
NL-15	—	—	SKIES OVERCAST
SERIAL #: 591084	SERIAL #: —	SERIAL #: —	WIND 0-1mph
CALIBRATOR:	CALIBRATION/OFFSET, dB: 105.4 105.4	TIME:	TEMP: 68°F
			HUM: 34%
METER SETTINGS: A-WTD, SLOW, 30 MIN INTVL Measured simultaneously w/ LT13			Photo #16

TIME START	TIME DURATION	L_1	L_{10}	L_{25}	L_{50}	L_{90}	L_{99}	L_{MIN}	L_{MAX}	L_{eq}	NOTES:
8:26 AM	19:54								75.5	72.0	

SKETCH

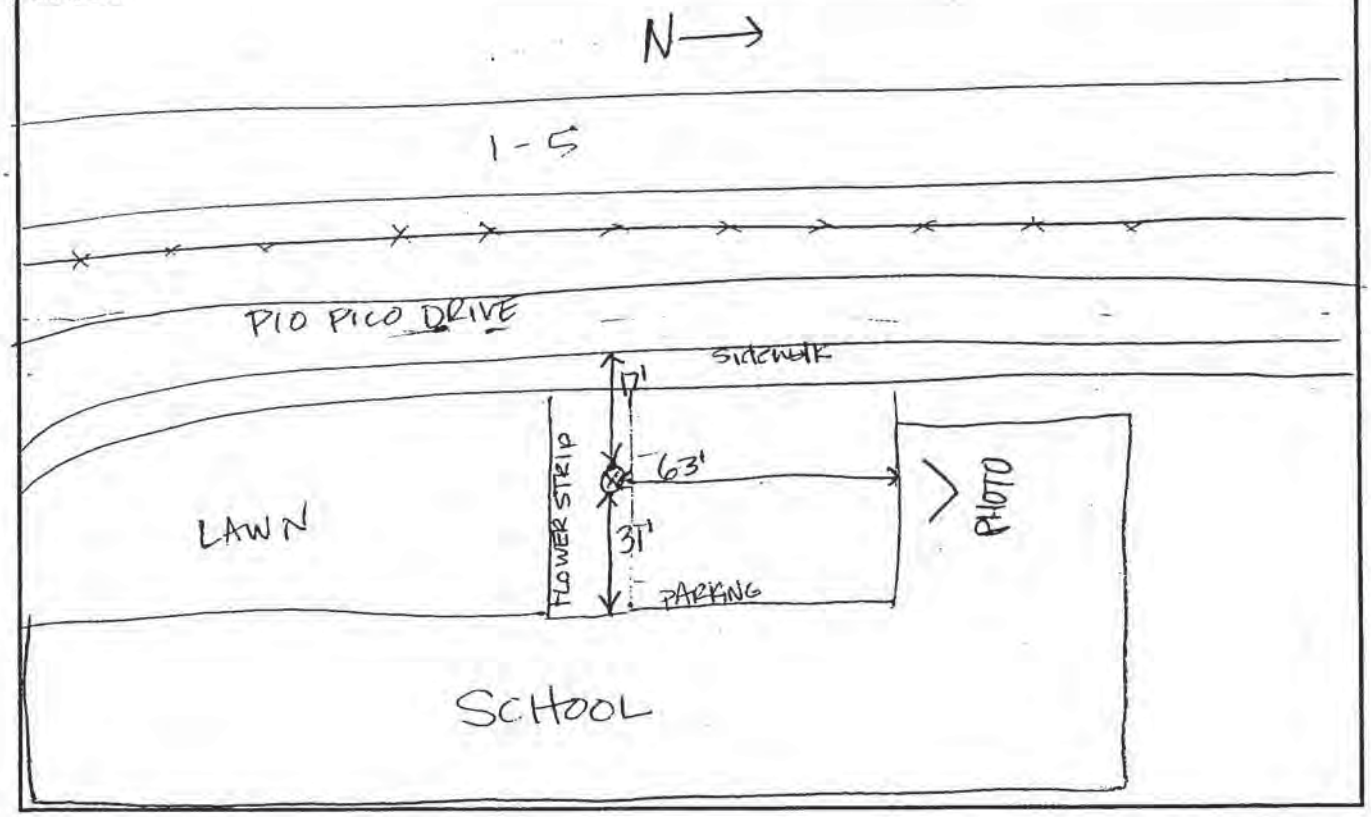

PARSONS

NOISE MEASUREMENT FORM

PROJECT:	ENGINEER/TECHNICIAN:	DATE:
I-5/I-805 San Diego	Joel Vazquez	3/24/04

LOCATION:	SITE NO.:
Empty lot behind 3736 Harding Street	ST17.2/CAL17.1

SOUND LEVEL METER:	MICROPHONE:	PRE AMP:	NOTES:
LD2900	LD 2559	LD906B	T: 69.1°F
SERIAL #: 2900A6484	SERIAL #: 2206	SERIAL #: 3200	H: 57%
CALIBRATOR: CA250/SN 2127	CALIBRATION/OFFSET, dB: 114.0 / 113.9	TIME: 11:41:00	W: 1.6
METER SETTINGS: A-weighted, slow, 20 minute interval			HT air brake
Measured simultaneously w/ LT16			Photo: 28,29

TIME START	TIME DURATION	L_1	L_{10}	L_{25}	L_{50}	L_{90}	L_{99}	L_{MIN}	L_{MAX}	L_{eq}	NOTES:
11:43:10	20 min	75.0	71.5	70.5	69.0	66.0	64.5	64.0	83.5	70.0	

SKETCH

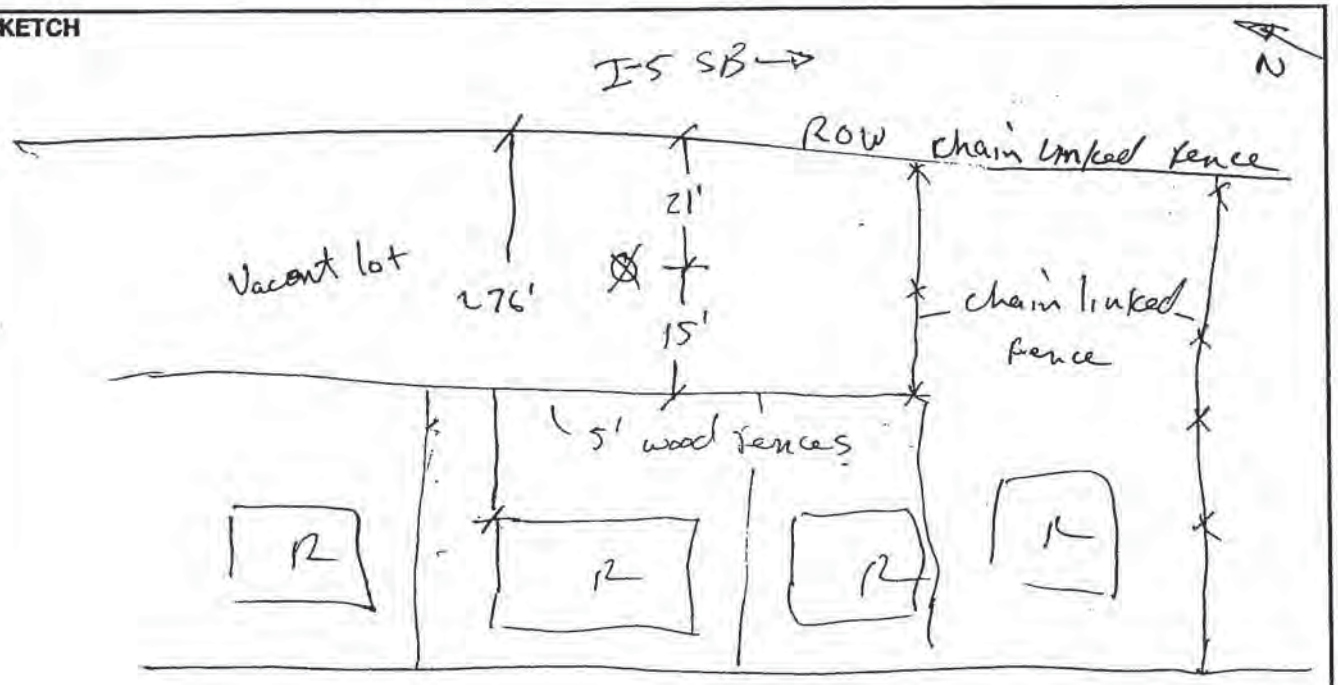

PARSONS

NOISE MEASUREMENT FORM

PROJECT:	ENGINEER/TECHNICIAN:	DATE:
I-5/I-805 San Diego	L. ARMER	3/24/04

LOCATION:	SITE NO.:
1000 BLOCK OF PALM AVE Sierra Pines Apt., CARLSBAD	ST17.3/CALI7.2

SOUND LEVEL METER:	MICROPHONE:	PRE AMP:	NOTES:
NL-15	—	—	SKIES PARTIALLY CLOUDY
SERIAL #: 591084	SERIAL #: —	SERIAL #: —	WIND 0-3mph
CALIBRATOR:	CALIBRATION/OFFSET, dB: 105.4 105.4	TIME:	TEMP: 68 F
METER SETTINGS: A-WTD, Slow, 20MIN INTVL Measured simultaneously w/ LT16			34% HUM photo#22

TIME START	TIME DURATION	L_1	L_{10}	L_{25}	L_{50}	L_{90}	L_{99}	L_{MIN}	L_{MAX}	L_{eq}	NOTES:
11:42am	19:01								83.2	75.4	Sprinklers went on, cut it 1min short

SKETCH

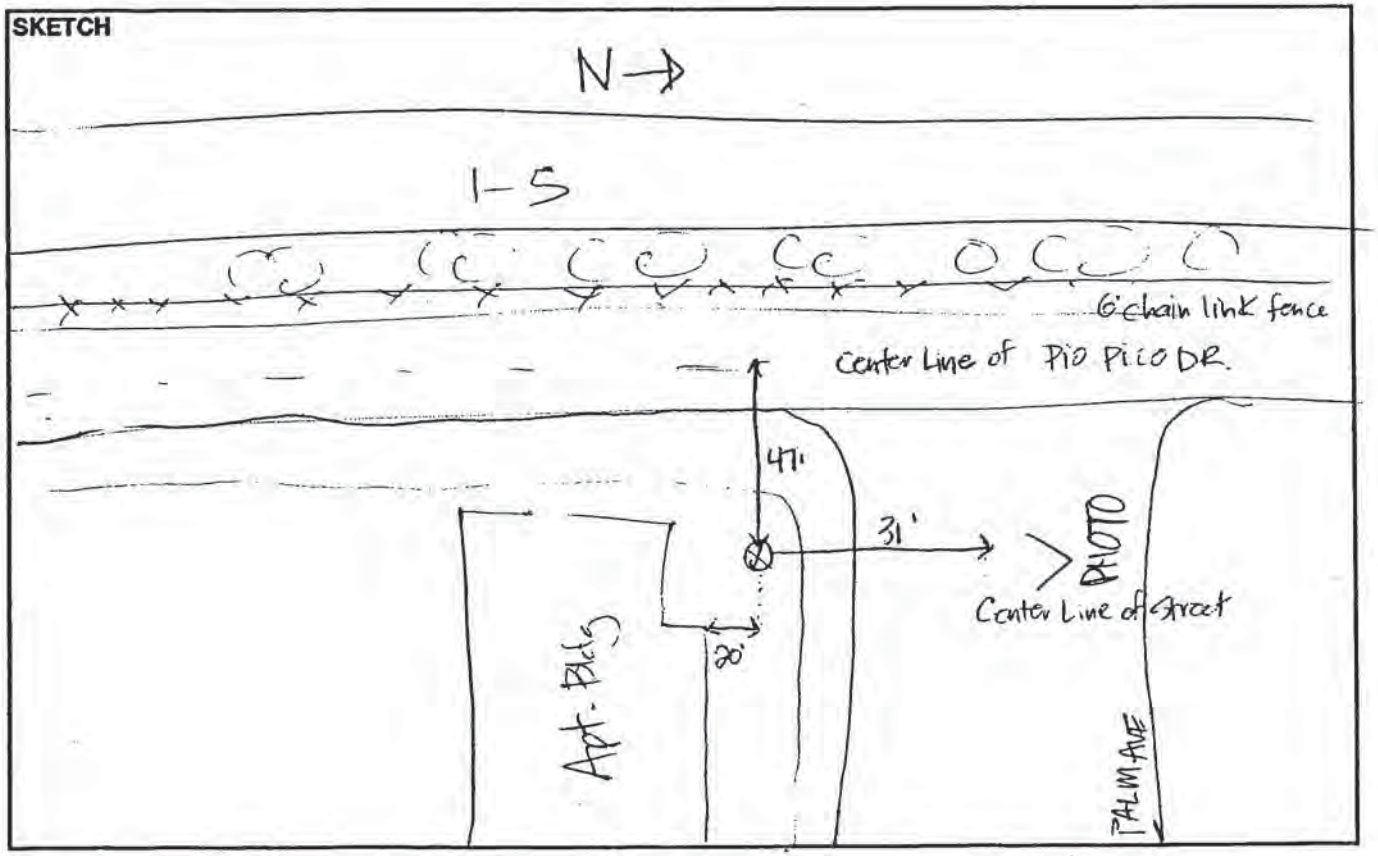

PARSONS

NOISE MEASUREMENT FORM

PROJECT:	ENGINEER/TECHNICIAN:	DATE:
I-5/I-805 San Diego	L. ARMER	3/24/04

LOCATION:	SITE NO.:
945 Chestnut Avenue, CARLSBAD UNKNOWN NAME → APT BLDG	ST 17.4

SOUND LEVEL METER:	MICROPHONE:	PRE AMP:	NOTES:
NL-15	—	—	SKIES OVERCAST
SERIAL #: 591084	SERIAL #: —	SERIAL #: —	WIND: 0-1mph
CALIBRATOR:	CALIBRATION/OFFSET, dB: 105.4 105.4	TIME:	66°F
METER SETTINGS: A-WTD, SLOW, 20 MIN INTVL Measured simultaneously w/ LT16			34% HUM photo #15

TIME START	TIME DURATION	L_1	L_{10}	L_{25}	L_{50}	L_{90}	L_{99}	L_{MIN}	L_{MAX}	L_{eq}	NOTES:
8:55AM	19:45								75.5	67.5	

SKETCH

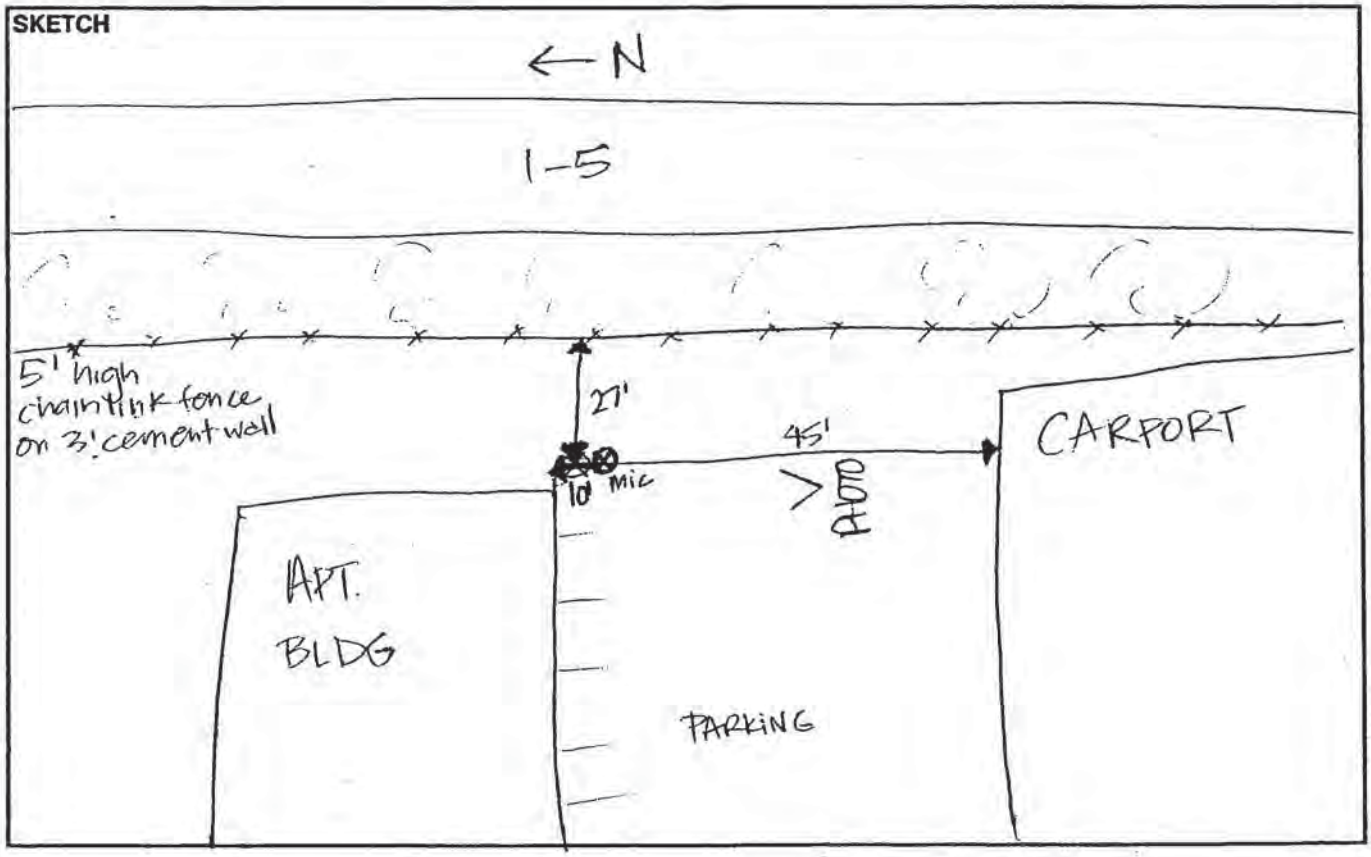

PARSONS

NOISE MEASUREMENT FORM

PROJECT: I-5/I-805 San Diego	ENGINEER/TECHNICIAN: Joel Vazquez	DATE: 3/24/04
LOCATION: 1022 GRAND AVENUE		SITE NO.: ST 18.1

SOUND LEVEL METER:	MICROPHONE:	PRE AMP:	NOTES:
LD2900	LD 2559	LD9003	T: 62.4°F
SERIAL #: 2900A0484	SERIAL #: 2206	SERIAL #: 3200	H: 84%
CALIBRATOR: CA250/SN 2127	CALIBRATION/OFFSET, dB: 114.0/114.0	TIME: 17:35:46	W: 0.7mph, NW
METER SETTINGS: A-weighted, slow, 20 minute interval			elevated freeway
Measured simultaneously w/ LT12			Photo: 25

TIME START	TIME DURATION	L_1	L_{10}	L_{25}	L_{50}	L_{90}	L_{99}	L_{MIN}	L_{MAX}	L_{eq}	NOTES:
17:36:31	20 min	71.0	64.5	63.5	62.0	60.5	59.0	57.5	69.0	63.5	MT pass-by on local road:

SKETCH

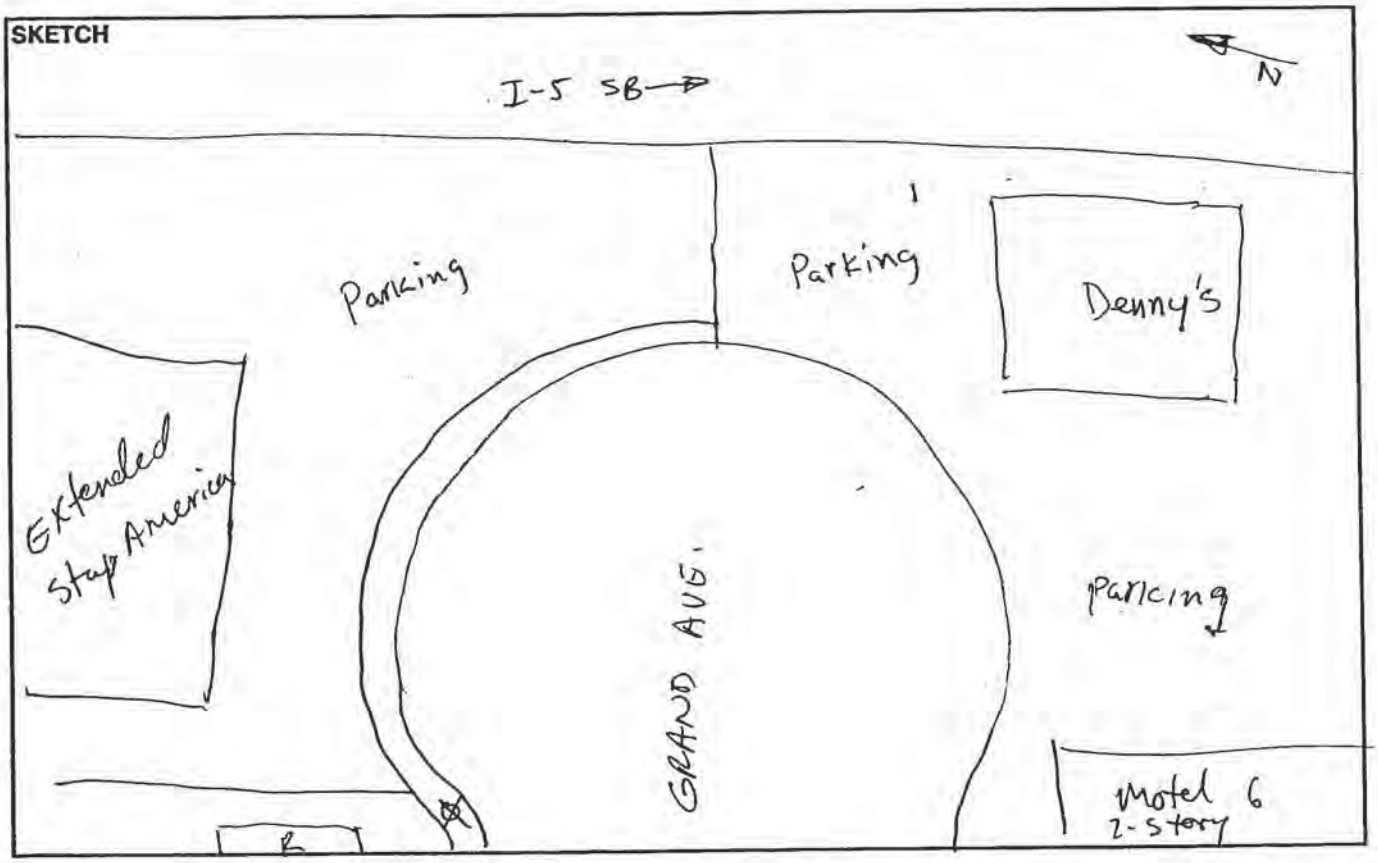

PARSONS

NOISE MEASUREMENT FORM

PROJECT:	ENGINEER/TECHNICIAN:	DATE:
I-5/I-805 San Diego	Joel Vazquez	3/24/04

LOCATION:	SITE NO.:
Las Villas De Carlsbad retirement community	ST 18.2/CAL 18.1

SOUND LEVEL METER:	MICROPHONE:	PRE AMP:	NOTES:
LD2900	LD 2559	LD 900B	T: 64.5°F
SERIAL #: 2900A0484	SERIAL #: 2206	SERIAL #: 3200	H: 73%
CALIBRATOR: CA250 / SN 2127	CALIBRATION/OFFSET, dB: 114.0 / 114.0	TIME: 10:~~4~~00	W: 1.6 mph, NW

METER SETTINGS:
A-weighted- slow, 20 minute interval
Measured simultaneously w/ LT12

photo: 25, 26

TIME START	TIME DURATION	L_1	L_{10}	L_{25}	L_{50}	L_{90}	L_{99}	L_{MIN}	L_{MAX}	L_{eq}	NOTES:
10:53:42	20 min	72.5	71.0	70.5	69.5	67.0	65.0	64.0	73.5	69.5	

SKETCH

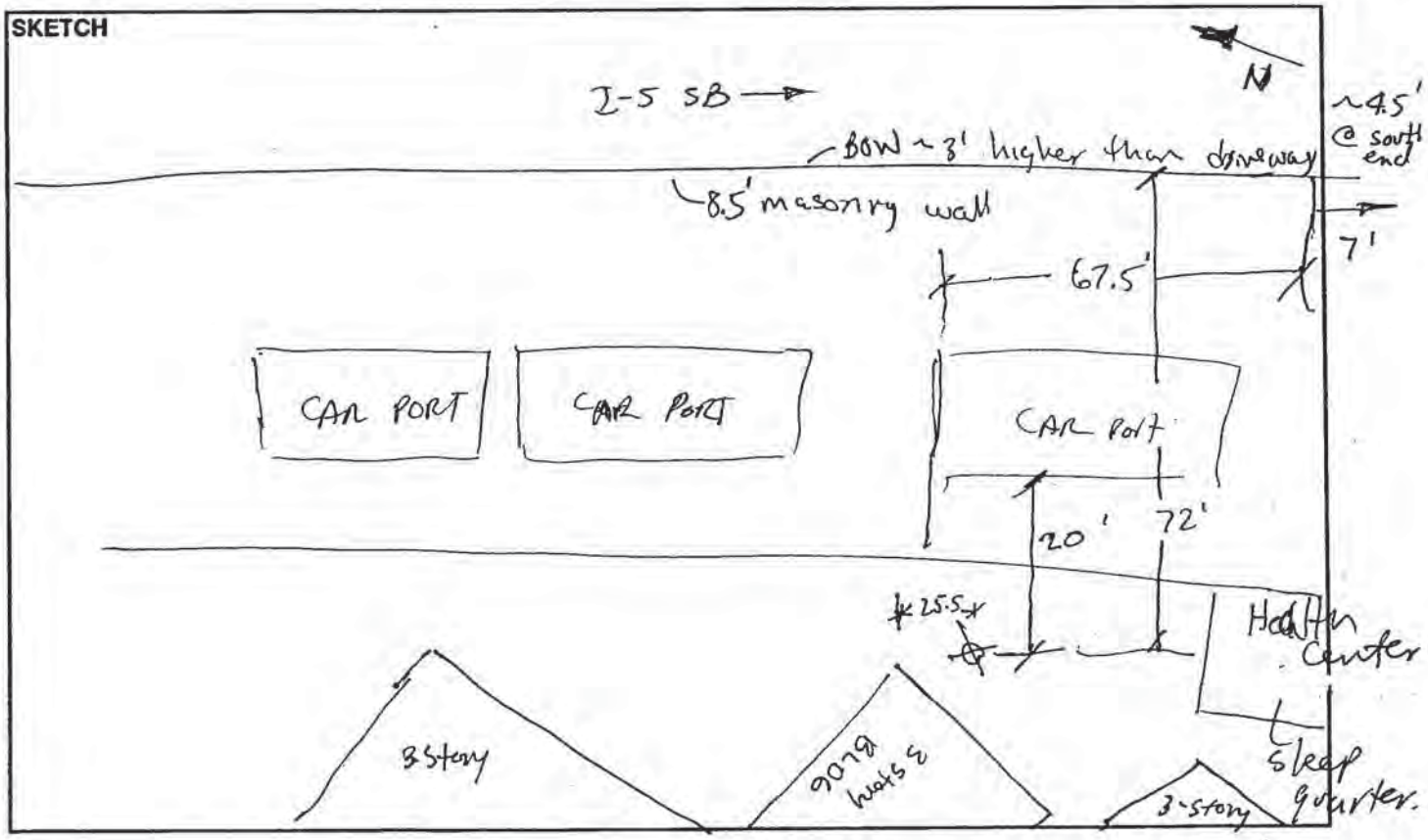

PARSONS

NOISE MEASUREMENT FORM

PROJECT:	ENGINEER/TECHNICIAN:	DATE:
I-5/I-805 San Diego	L. ARMER	3/24/04

LOCATION:	SITE NO.:
BUENA VISTA ELEMENTARY SCHOOL 1400 BLOCK OF BUENA VISTA DR. CARLSBAD	ST18.3

SOUND LEVEL METER:	MICROPHONE:	PRE AMP:	NOTES:
NL-15	–	–	SKIES CLOUDY
SERIAL #: 591084	SERIAL #: –	SERIAL #: –	WIND 0-2MPH
CALIBRATOR:	CALIBRATION/OFFSET, dB: 105.4	TIME:	TEMP. 68 F 34% HUM
METER SETTINGS: A-WTD, SLOW, 20 MIN INTVL Measured simultaneously w/ LT 12			photo #17 & 18

TIME START	TIME DURATION	L_1	L_{10}	L_{25}	L_{50}	L_{90}	L_{99}	L_{MIN}	L_{MAX}	L_{eq}	NOTES:
9:31AM	20:02								70.4	66.4	

SKETCH

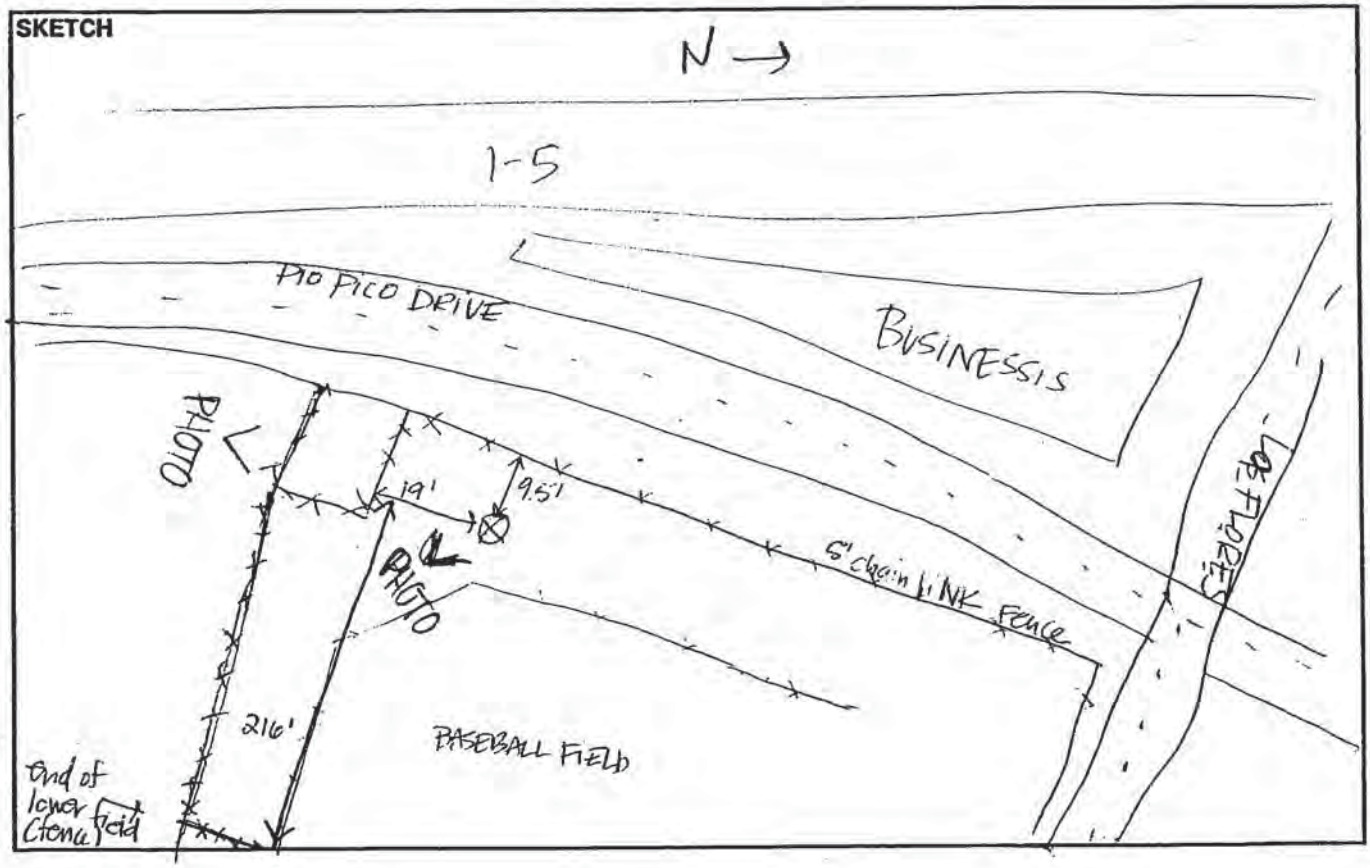

PARSONS

NOISE MEASUREMENT FORM

PROJECT:	ENGINEER/TECHNICIAN:	DATE:
I-5/I-805 San Diego	L. ARMER	3/24/04

LOCATION:	SITE NO.:
2443 TUTTLE, CARLSBAD S.F. RES	ST 18.4

SOUND LEVEL METER:	MICROPHONE:	PRE AMP:	NOTES:
NL-15	—	—	SKIES CLOUDY
SERIAL #: 591064	SERIAL #: —	SERIAL #: —	WIND 0-2MPH
CALIBRATOR:	CALIBRATION/OFFSET, dB: 105.4 105.5	TIME:	TEMP 70°F
			HUM 34%
METER SETTINGS: A-WTD, SLOW, 20MIN INTVL Measured Simultaneously w/ LT12			Photo 19 & 20

TIME START	TIME DURATION	L_1	L_{10}	L_{25}	L_{50}	L_{90}	L_{99}	L_{MIN}	L_{MAX}	L_{eq}	NOTES:
10:18 AM	19:48								70.5	66.9	6 cars passed on Tuttle

SKETCH

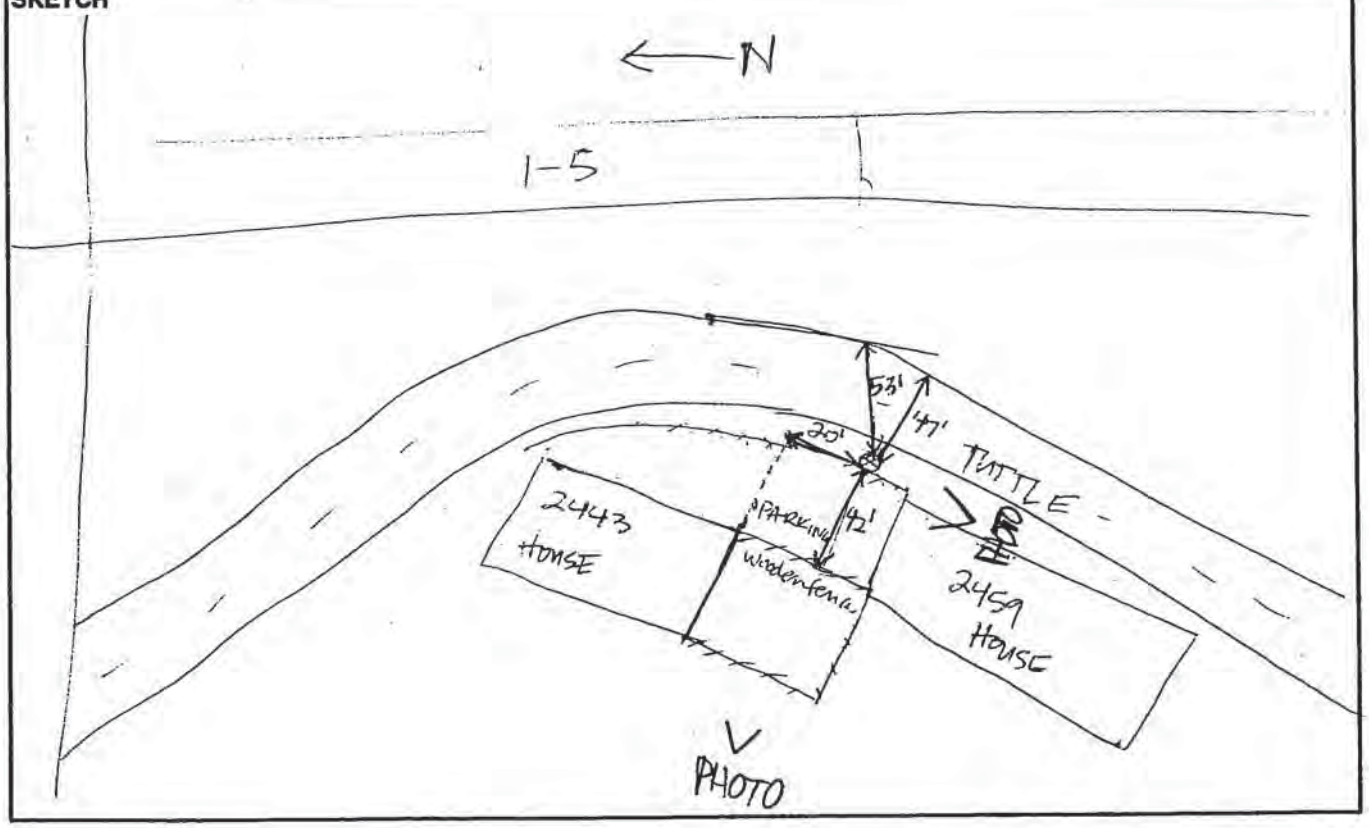

PARSONS

NOISE MEASUREMENT FORM

PROJECT:	ENGINEER/TECHNICIAN:	DATE:
I-5/I-805 San Diego	L. ARMER	3/24/04

LOCATION:	SITE NO.:
2350 JEFFERSON STREET, CARLSBAD SF Res./Museum	ST 18.5/CAL 18.2

SOUND LEVEL METER:	MICROPHONE:	PRE AMP:	NOTES:
NL-15	—	—	SKIES CLOUDY
SERIAL #: 591084	SERIAL #: —	SERIAL #: —	TEMP 66°F
CALIBRATOR:	CALIBRATION/OFFSET, dB: 105.4 / 105.4	TIME:	WIND 1-3mph
METER SETTINGS: A-WTD SLOW. 20MIN INTVL MEASURED SIMULTANEOUSLY W/ LT12			HUM: 34% photo#21

TIME START	TIME DURATION	L_1	L_{10}	L_{25}	L_{50}	L_{90}	L_{99}	L_{MIN}	L_{MAX}	L_{eq}	NOTES:
10:54AM	19:46								72.8	67.8	No cars passed on Jefferson

SKETCH

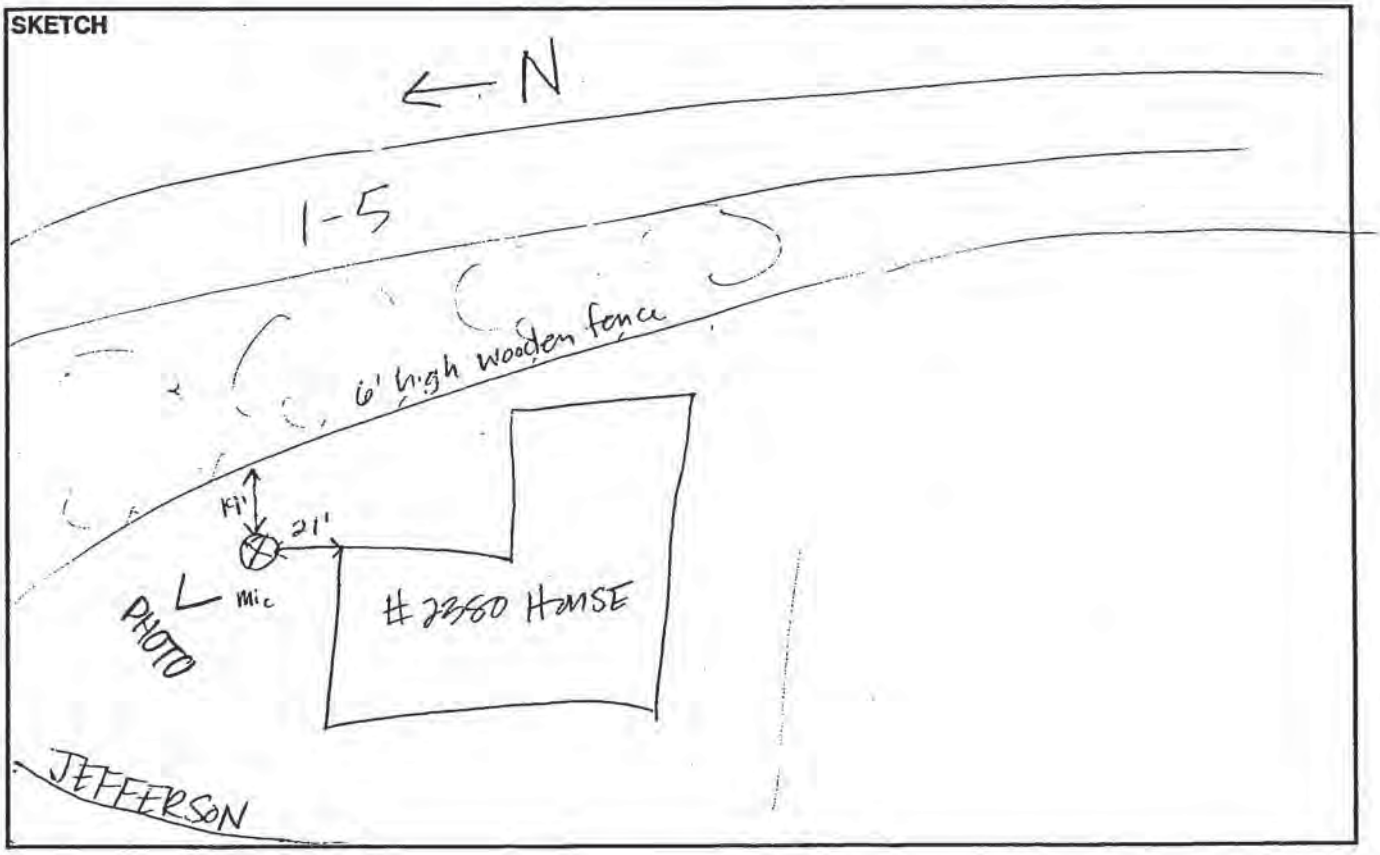

PARSONS

NOISE MEASUREMENT FORM

PROJECT:	ENGINEER/TECHNICIAN:	DATE:
I-5/I-805 San Diego	Emery Tuttle	3-24-04

LOCATION:	SITE NO.:
1734 SOTO ST S.F.	ST 19.1

SOUND LEVEL METER:	MICROPHONE:	PRE AMP:	NOTES:
LD2900	1/2-INCH	900B	TEMP: 62°F
SERIAL #: 0427	SERIAL #:	SERIAL #: 3339	WIND: CALM
CALIBRATOR: CA250	CALIBRATION/OFFSET, dB: 114.0/114.0	TIME: 17:30	HUM: 87%
METER SETTINGS: A-WTD, SLOW			SKIES: HI CLOUDS CLEAR

Measured simultaneously w/ LT8

TIME START	TIME DURATION	L_1	L_{10}	L_{25}	L_{50}	L_{90}	L_{99}	L_{MIN}	L_{MAX}	L_{eq}	NOTES:
17:33	20-MIN	74.5	71.0	70.0	69.5	68.5	67.5	66.5	81.0	70.0	PHOTO #12 LIGHT TRAF ON SOTO ST. CARS 70 MTRCY. 1 20-MIN.

SKETCH

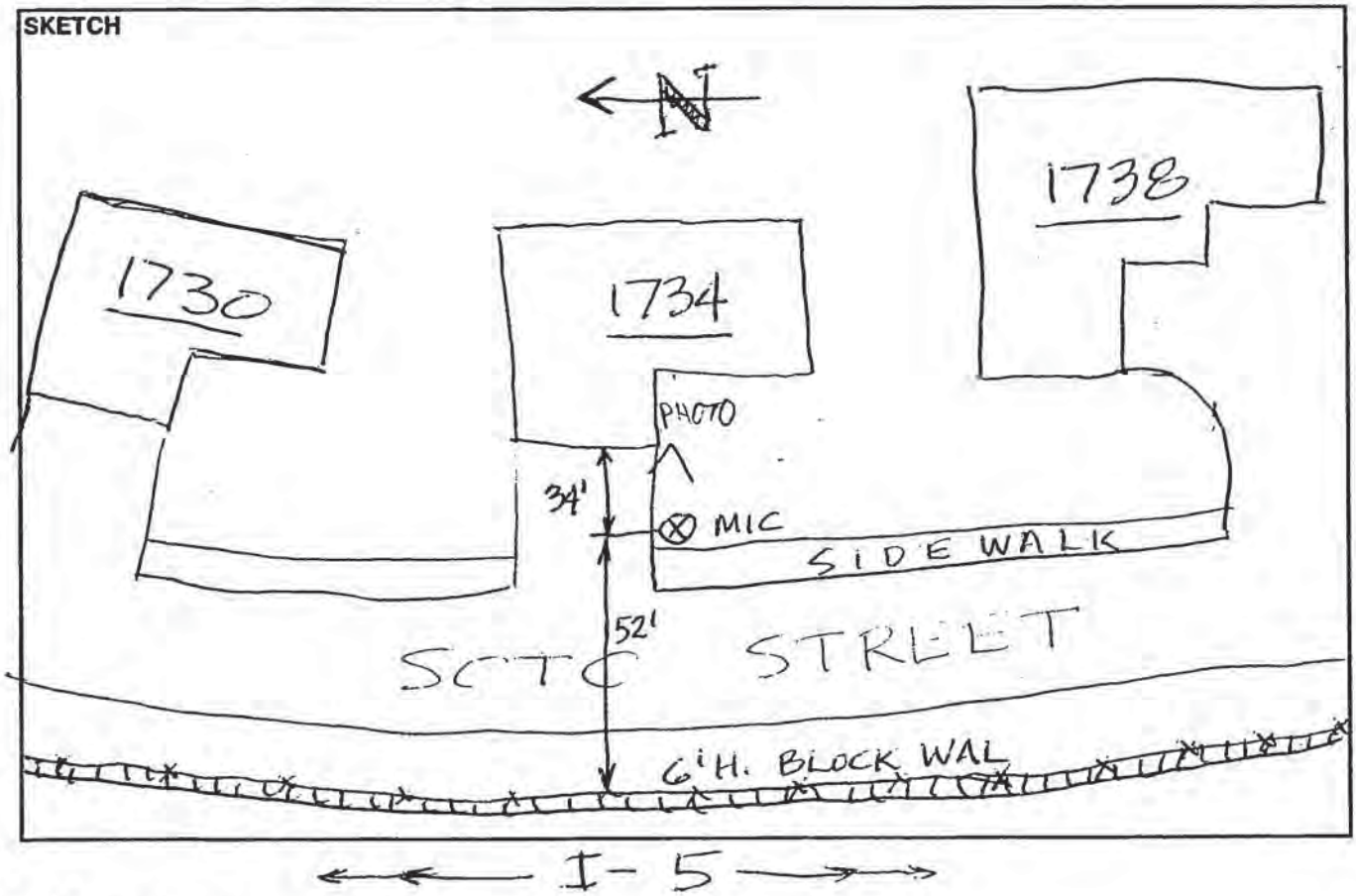

PARSONS

NOISE MEASUREMENT FORM

PROJECT:	ENGINEER/TECHNICIAN:	DATE:
I-5/I-805 San Diego	Joel Vazquez	3/23/04

LOCATION:	SITE NO.:
1637 GRIFFIN ST	ST19.2/CAL19.1

SOUND LEVEL METER:	MICROPHONE:	PRE AMP:	NOTES:
LD 2900	LD 2559	LD 900B	T: 62.9°F
SERIAL #: 2900 A0484	SERIAL #: 2206	SERIAL #: 3200	H: 81%
CALIBRATOR: CA250 SN 2127	CALIBRATION/OFFSET, dB: 114.0 / 114.1	TIME: 09:05:00	W: 0 mph
METER SETTINGS: A weighted- slow, 20 minute interval Measured simultaneously w/ LT5			-Lmax from car horn in front of meter Photo: 9, 10

TIME START	TIME DURATION	L_1	L_{10}	L_{25}	L_{50}	L_{90}	L_{99}	L_{MIN}	L_{MAX}	L_{eq}	NOTES:
09:25:	20 min	73.0	71.5	70.5	69.5	67.5	65.5	64.0	90.5	70.0	

SKETCH

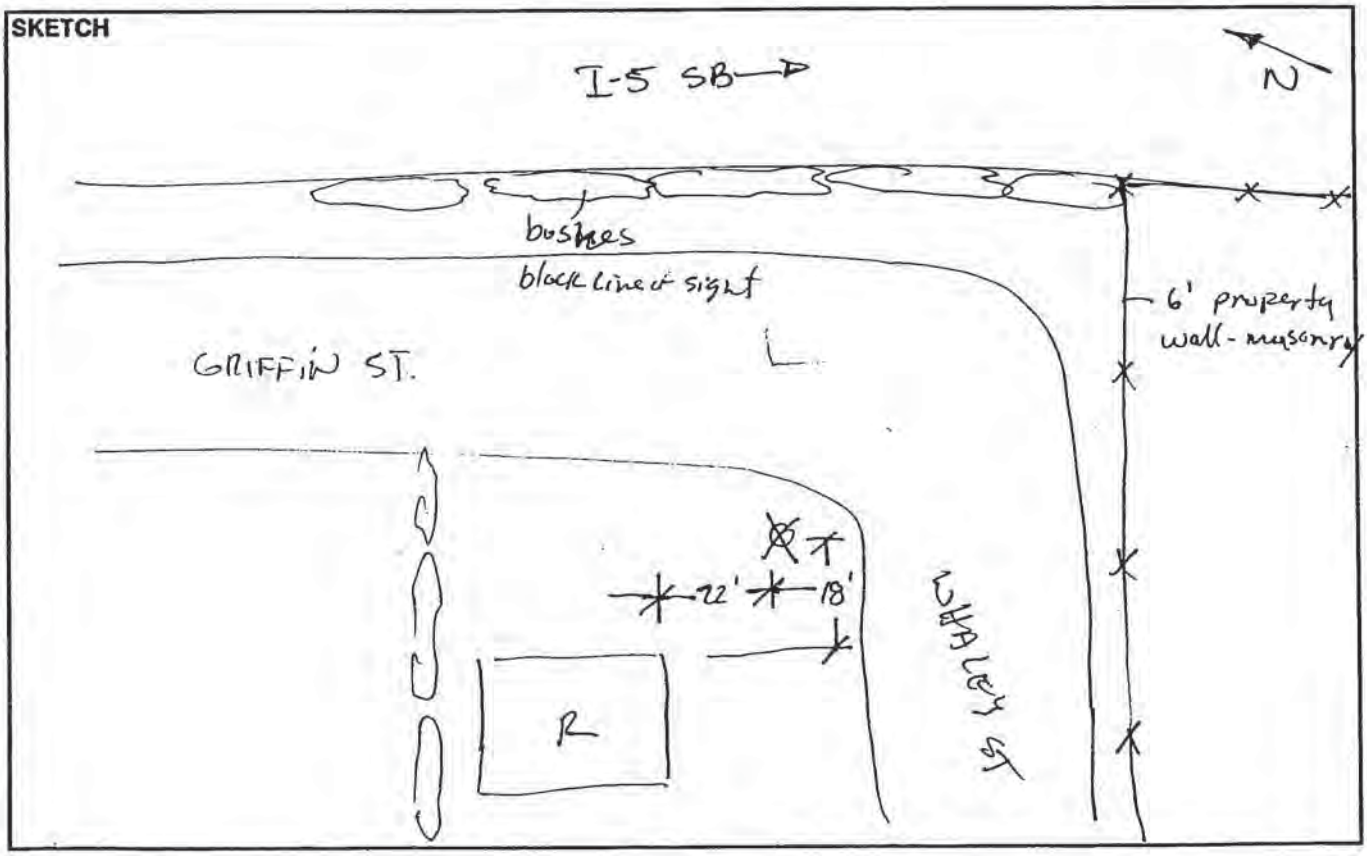

PARSONS

NOISE MEASUREMENT FORM

PROJECT: I-5/I-805 San Diego	ENGINEER/TECHNICIAN: L. ARMER	DATE: 3/23/04
LOCATION: 1501 VALENCIA ST. OCEANSIDE SF RES.		SITE NO.: ST 19.3/CAL 19.2

SOUND LEVEL METER:	MICROPHONE:	PRE AMP:	NOTES:
NL-15	—	—	SKIES OVERCAST
SERIAL #: 591084	SERIAL #: —	SERIAL #: —	WIND: 0-1 MPH
CALIBRATOR:	CALIBRATION/OFFSET, dB: 105.3 105.3	TIME:	59 F
			90% HUM
METER SETTINGS: A-WTD, SLOW. 20 MIN INTVL Measured Simultaneously w/ LT5			photo #6 & 7

TIME START	TIME DURATION	L_1	L_{10}	L_{25}	L_{50}	L_{90}	L_{99}	L_{MIN}	L_{MAX}	L_{eq}	NOTES:
9:29am	14:45								76.9	68.8	20 cars passed

SKETCH

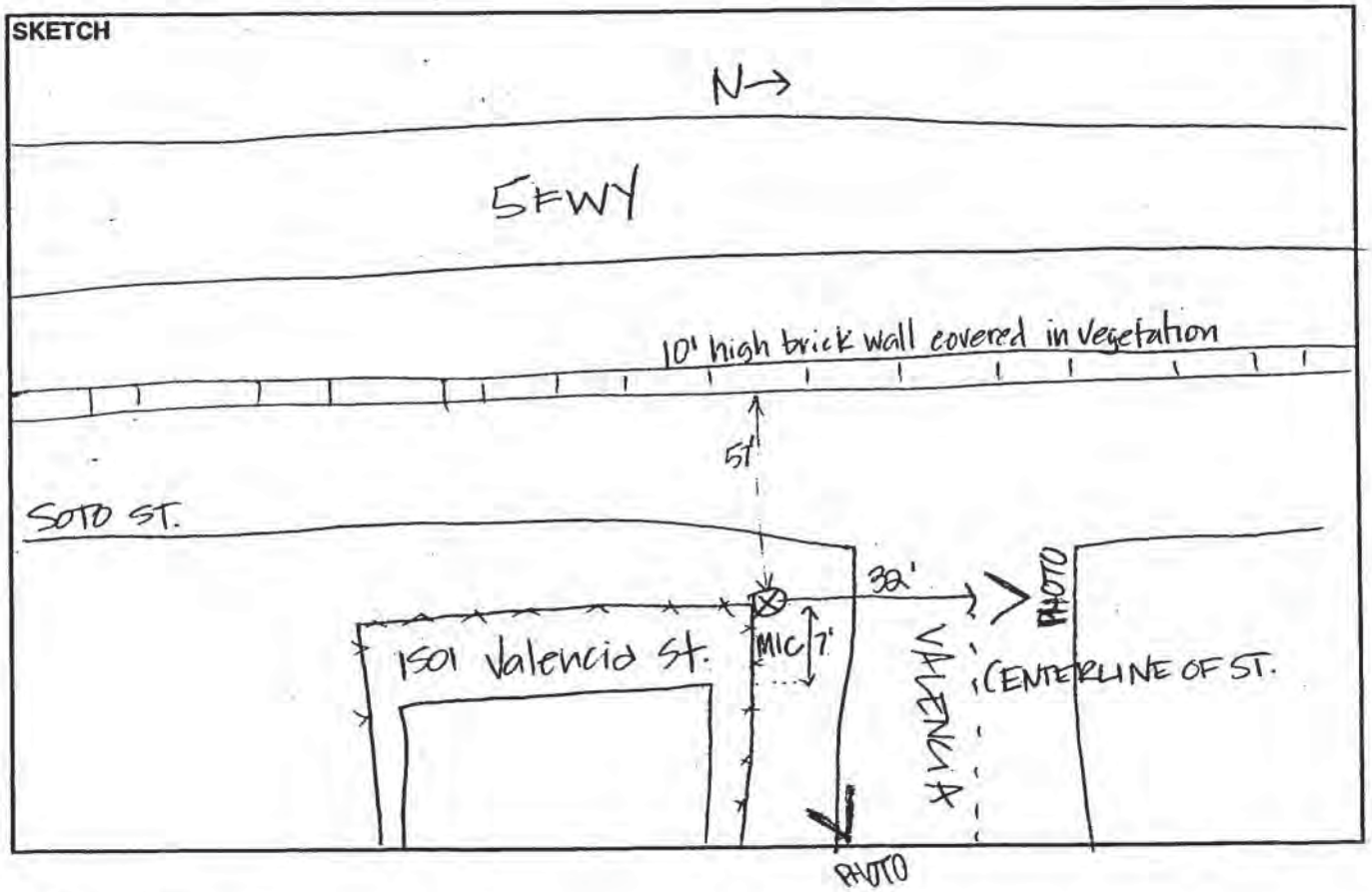

PARSONS

NOISE MEASUREMENT FORM

PROJECT:	ENGINEER/TECHNICIAN:	DATE:
I-5/I-805 San Diego	L. ARMER	3/23/04

LOCATION:	SITE NO.:
1326 SELMA DRIVE, OCEANSIDE S.F. RES	ST 19.4/CAL 19.3

SOUND LEVEL METER:	MICROPHONE:	PRE AMP:	NOTES:
NL-15	—	—	SKIES OVERCAST
SERIAL #: 591084	SERIAL #: —	SERIAL #: —	WIND: 0-1MPH
CALIBRATOR:	CALIBRATION/OFFSET, dB: bg 105.3 end 105.9	TIME:	59° F
			90% HUM
METER SETTINGS: A-WTD, SLOW, 20 MIN. INTVL Measured simultaneously w/ LT 5			PHOTOS 4 & 5

TIME START	TIME DURATION	L_1	L_{10}	L_{25}	L_{50}	L_{90}	L_{99}	L_{MIN}	L_{MAX}	L_{eq}	NOTES:
8:20AM	20:34								79.1	67.8	3 cars passed during survey

SKETCH

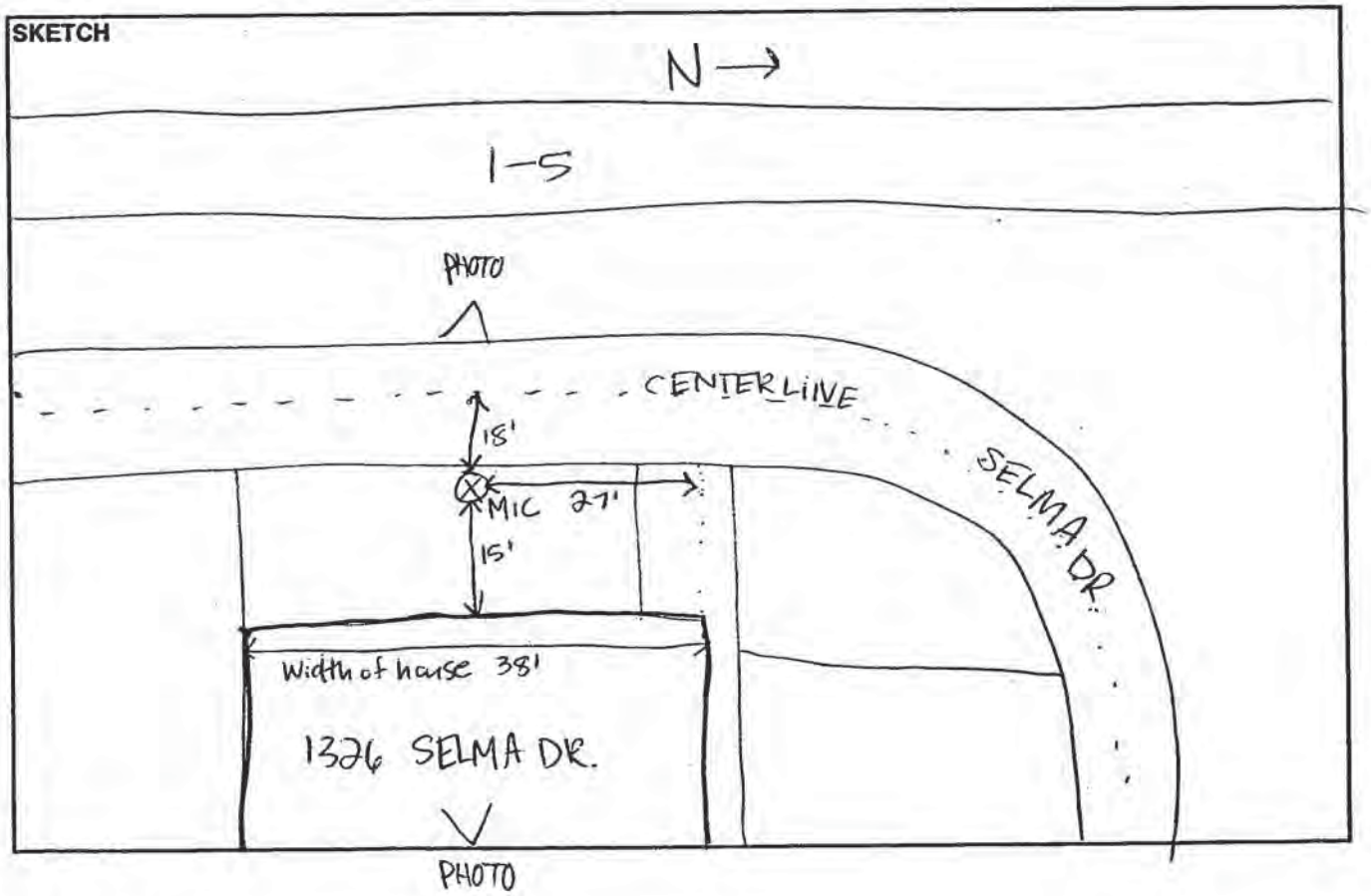

PARSONS

NOISE MEASUREMENT FORM

PROJECT:	ENGINEER/TECHNICIAN:	DATE:
I-5/I-805 San Diego	Joel Vazquez	3/23/04

LOCATION:	SITE NO.:
340 Blue Springs LN. (Cavalier Mobile Estates)	ST19.5/CAL 19.4

SOUND LEVEL METER:	MICROPHONE:	PRE AMP:	NOTES:
LD2900	LD2559	LD900B	T: 61.4°F
SERIAL #: 2900A 0484	SERIAL #: 2206	SERIAL #: 3200	W = 1.0 mph SW
CALIBRATOR: CA250 SN 2127	CALIBRATION/OFFSET, dB: 114.0 / 114.1	TIME: 8:15:00	H = 82%
METER SETTINGS: A-weighted slow, 20 min interval			Car passby's near meter!!
Measured simultaneously w/ LT5			Photos: 7, 8

TIME START	TIME DURATION	L_1	L_{10}	L_{25}	L_{50}	L_{90}	L_{99}	L_{MIN}	L_{MAX}	L_{eq}	NOTES:
08:19:33	20 min	71.5	70.0	69.0	67.5	66.0	64.0	63.0	73.0	68.0	

SKETCH

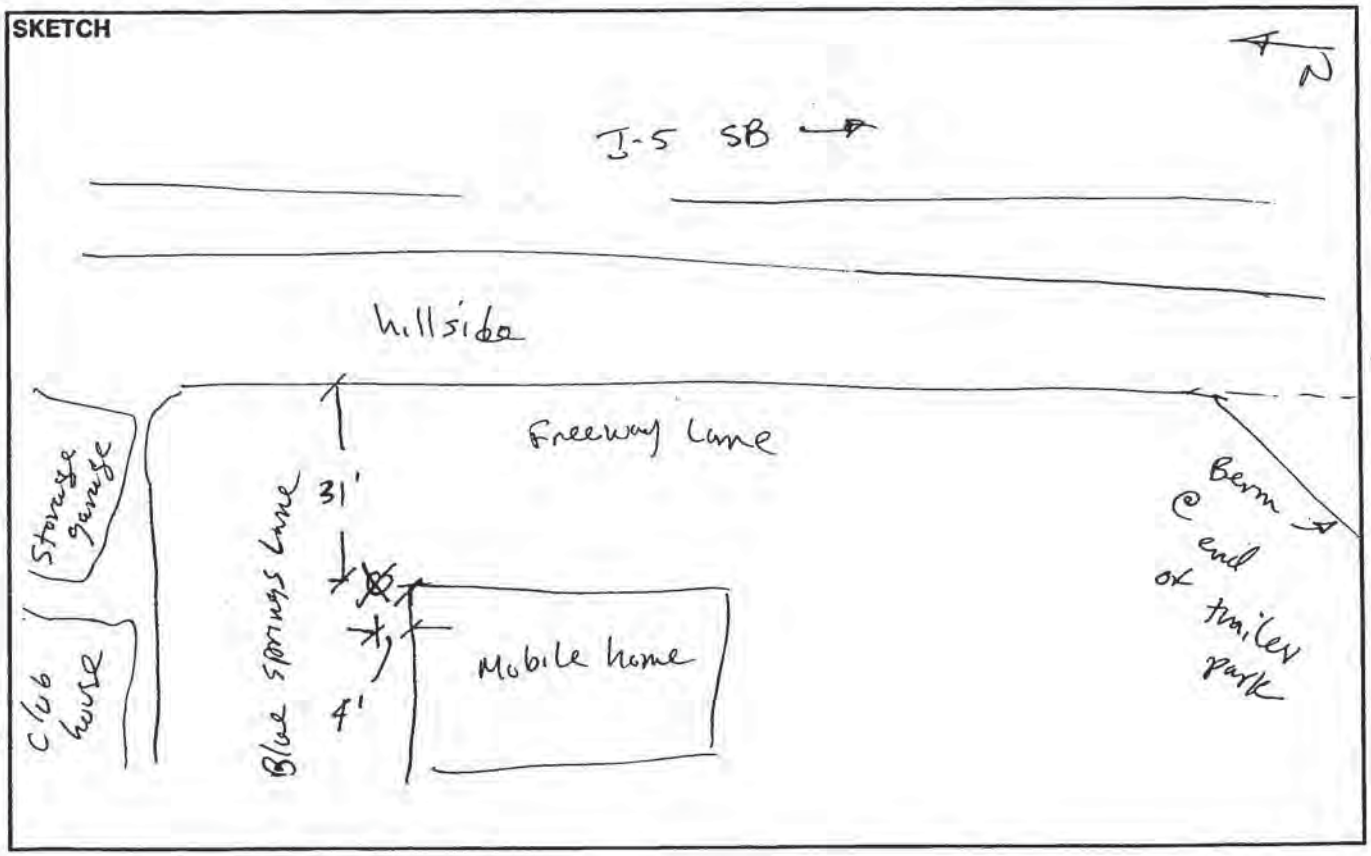

PARSONS

NOISE MEASUREMENT FORM

PROJECT:	ENGINEER/TECHNICIAN:	DATE:
I-5/I-805 San Diego	L. ARMER	3/24/04

LOCATION:	SITE NO.:
Village North Apts. Vine Street APT.	ST20.1/CAL20.1

SOUND LEVEL METER:	MICROPHONE:	PRE AMP:	NOTES:
NL-15	—	—	SKIES OVERCAST
SERIAL #: 591084	SERIAL #: —	SERIAL #: —	WIND 0-1mph
CALIBRATOR: CA250	CALIBRATION/OFFSET, dB: 105.4	TIME: 2:05P	68°F
METER SETTINGS: A-WTD, SLOW, 20MIN INTVL Measured simultaneously w/ LT4			31% HUM photo #23

TIME START	TIME DURATION	L_1	L_{10}	L_{25}	L_{50}	L_{90}	L_{99}	L_{MIN}	L_{MAX}	L_{eq}	NOTES:
2:12pm	20:02								73.9	66.9	

SKETCH

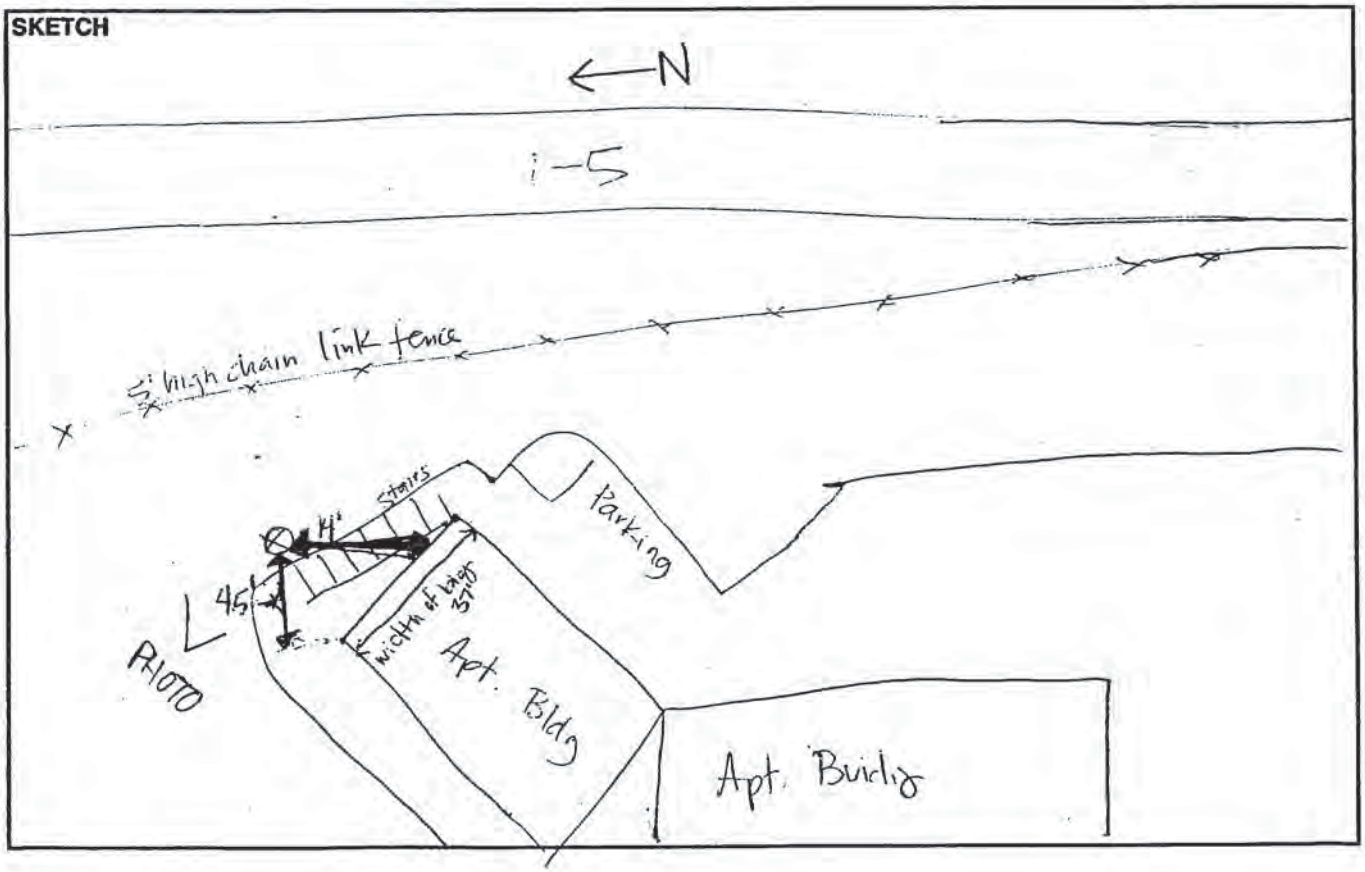

PARSONS

NOISE MEASUREMENT FORM

PROJECT:	ENGINEER/TECHNICIAN:	DATE:
I-5/I-805 San Diego	Emery Tuttle	3-24-04

LOCATION:	SITE NO.:
RON ORTEGA RECREATION PARK	ST-20.2

SOUND LEVEL METER:	MICROPHONE:	PRE AMP:	NOTES:
LD 2900	1/2-INCH	900B	TEMP: 65°F
SERIAL #: 0427	SERIAL #:	SERIAL #: 3339	WIND: 2-6MPH E.
CALIBRATOR: CA250	CALIBRATION/OFFSET, dB: 114.0/114.0	TIME: 16:15	HUM: 69%
METER SETTINGS: A-WTD, SLOW, Measured simultaneously w/ LT4			SKIES: HIGH CLOUDS; HAZY

TIME START	TIME DURATION	L_1	L_{10}	L_{25}	L_{50}	L_{90}	L_{99}	L_{MIN}	L_{MAX}	L_{eq}	NOTES:
											PHOTO #8,9,10,11
16:42	20-MIN	77.0	76.0	75.5	75.0	73.5	72.5	71.5	79.5	75.0	a b c d

SKETCH

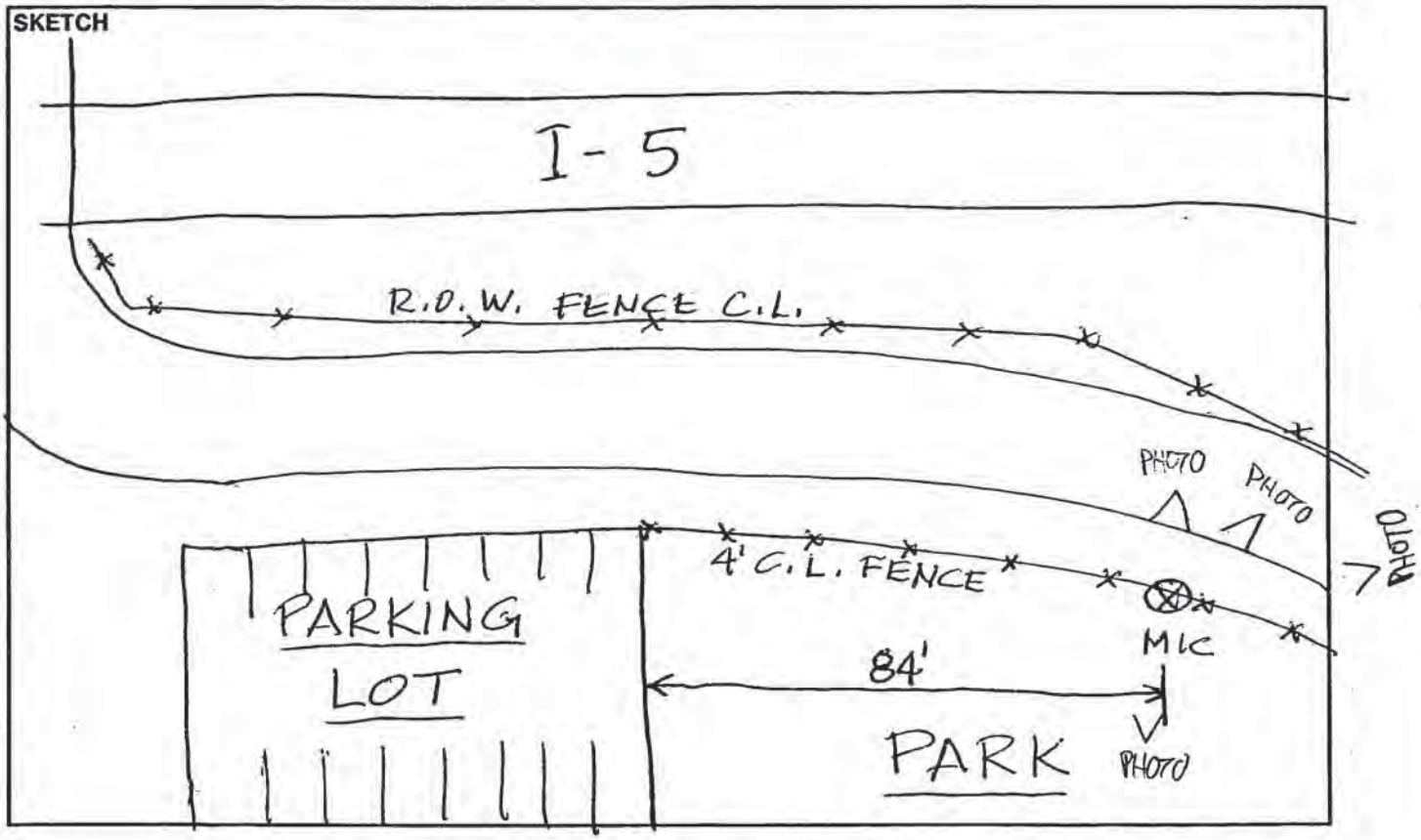

PARSONS

NOISE MEASUREMENT FORM

PROJECT: I-5/I-805 San Diego	ENGINEER/TECHNICIAN: L. ARMER	DATE: 3/23/04
LOCATION: BUSH ST. COM. GARDEN		SITE NO.: ST21.1/CAL21.1

SOUND LEVEL METER: NL-15	MICROPHONE: —	PRE AMP: —	NOTES: SKIES OVERCAST 64°F 77% HUM 2-4 mph WIND photo3
SERIAL #: 591054	SERIAL #: —	SERIAL #: —	
CALIBRATOR:	CALIBRATION/OFFSET, dB:	TIME:	

METER SETTINGS:
A-WTD, SLOW, 20 MIN. INTVL
Measured Simultaneously w/ LT2

TIME START	TIME DURATION	L_1	L_{10}	L_{25}	L_{50}	L_{90}	L_{99}	L_{MIN}	L_{MAX}	L_{eq}	NOTES:
2:40pm	20:02								77.1	73.0	102 cars passed on BUSH ST. during the 20min BUSH ST Leq=62.1 (NO EFFECT)

SKETCH

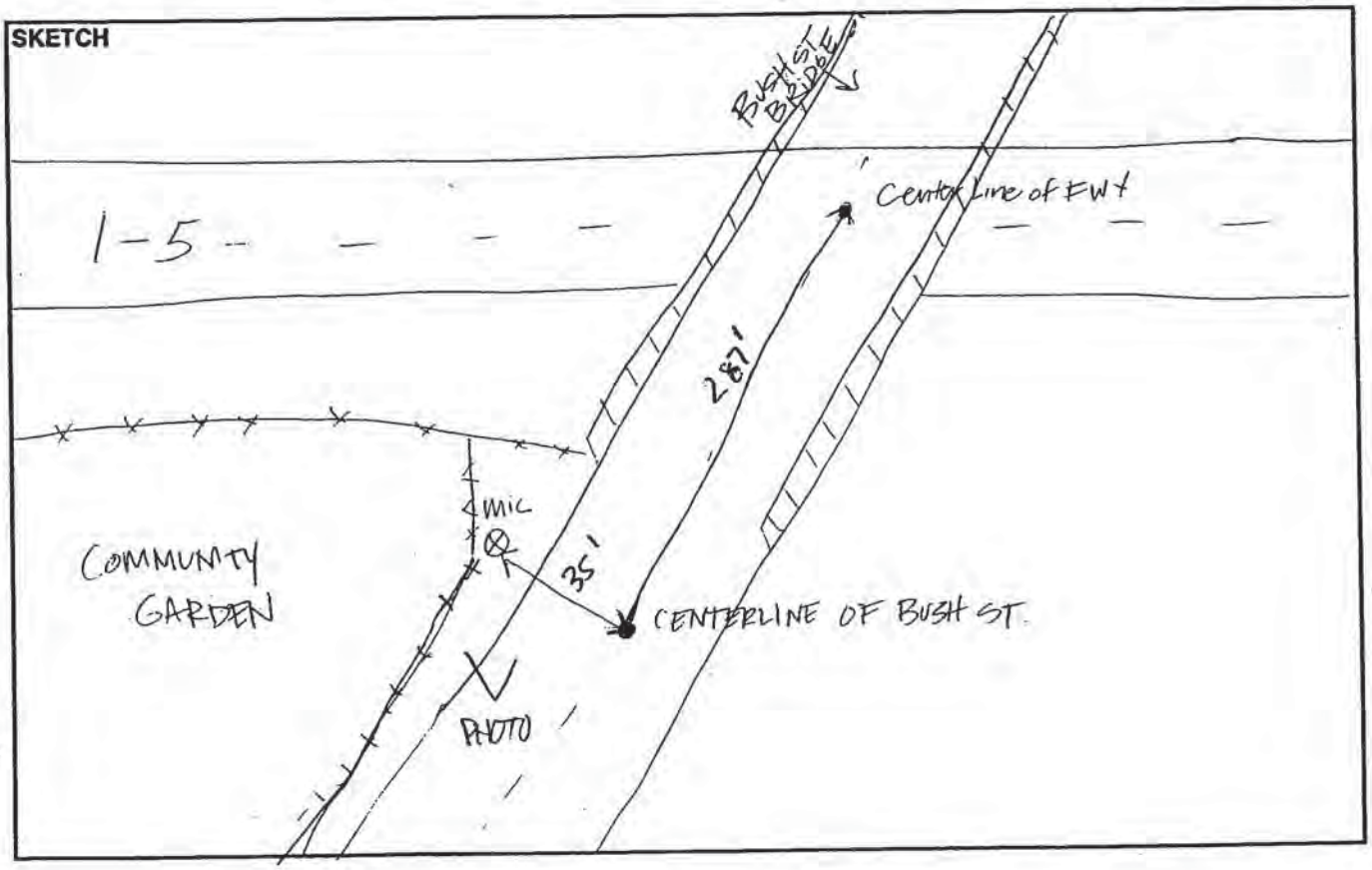

PARSONS

NOISE MEASUREMENT FORM

PROJECT:	ENGINEER/TECHNICIAN:	DATE:
I-5/I-805 San Diego	Emery Tuttle	3-23-04

LOCATION:	SITE NO.:
501 SAN LOUIS REY DR. S.F.	ST22.1/CAL22.1

SOUND LEVEL METER:	MICROPHONE:	PRE AMP:	NOTES:
LD 2900	1/2" R.I	900B	TEMP: 64.4°
SERIAL #: 0427	SERIAL #:	SERIAL #: 3339	HUM: 76%
CALIBRATOR: CA250	CALIBRATION/OFFSET, dB: 114.0/114.0	TIME: 10:55A	WIND: 0-3 E.
METER SETTINGS: A-WTD, SLOW			SKIES: OVERCAST

Measured simultaneously w/ LT1

TIME START	TIME DURATION	L_1	L_{10}	L_{25}	L_{50}	L_{90}	L_{99}	L_{MIN}	L_{MAX}	L_{eq}	NOTES:
11:AM	20 MIN	84.5	82.0	81.0	79.5	76.5	73.0	69.5	86.5	80.0	VIDEO TAPE (2) PHOTO #5

SKETCH

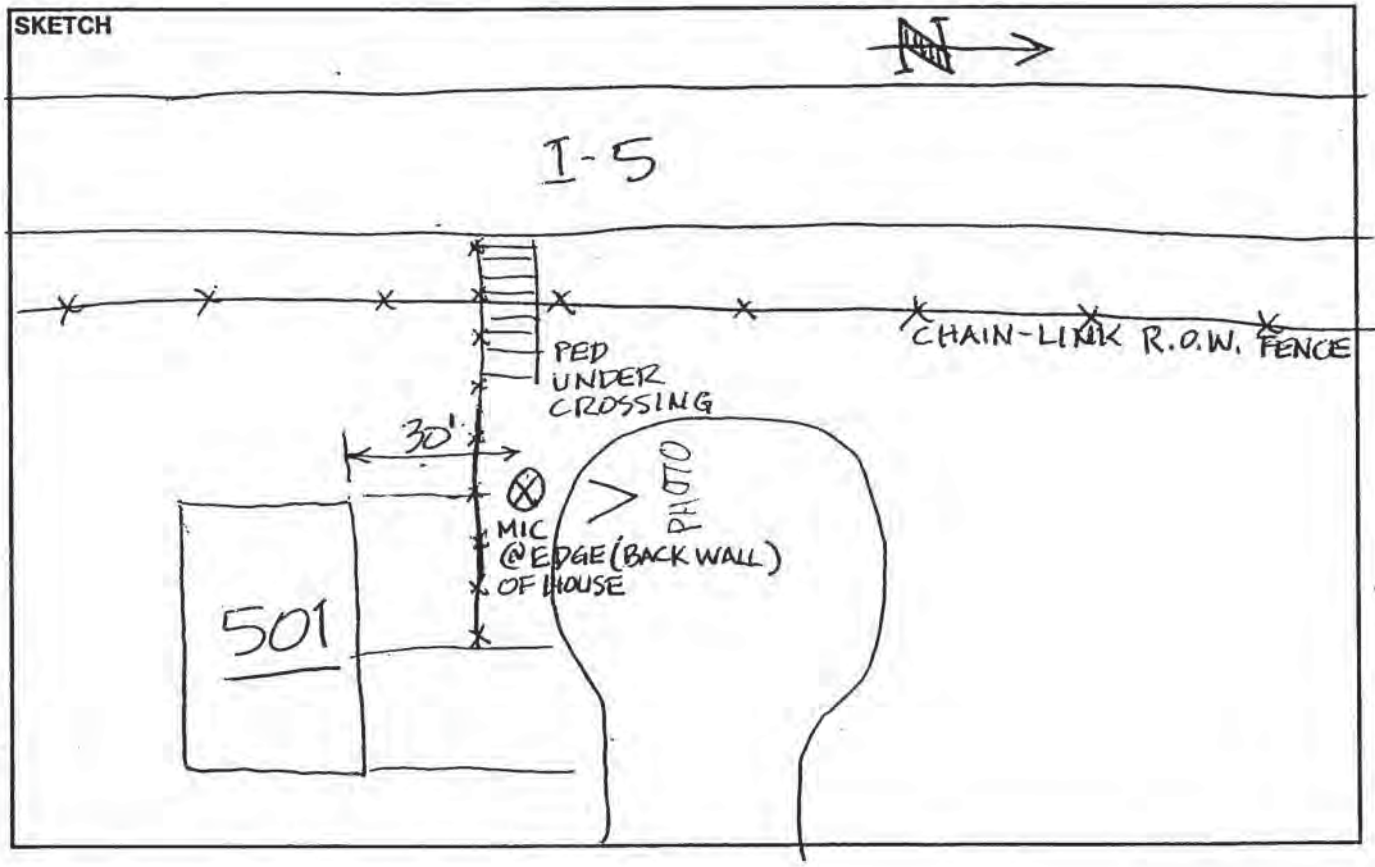

PARSONS

NOISE MEASUREMENT FORM

PROJECT:	ENGINEER/TECHNICIAN:	DATE:
I-5/I-805 San Diego	L. ARMER	3/22/04

LOCATION:	SITE NO.:
MOBILE HOME LOT #1 SANDYSHORES MOBILE HOME PARK	ST 22.2

SOUND LEVEL METER:	MICROPHONE:	PRE AMP:	NOTES:
NL-15	—	—	SKIES OVERCAST WIND 0-3MPH 64°F HUM 77%
SERIAL #: 591084	SERIAL #: —	SERIAL #:	
CALIBRATOR:	CALIBRATION/OFFSET, dB: BEGIN 105.4 END 105.5	TIME:	

METER SETTINGS:
A-WTD, SLOW, 20MIN INTVL
Measured SIMultaneously W/LT1

TIME START	TIME DURATION	L_1	L_{10}	L_{25}	L_{50}	L_{90}	L_{99}	L_{MIN}	L_{MAX}	L_{eq}	NOTES:
11:39AM	21:49								69.6	61.6	Photo#1

SKETCH

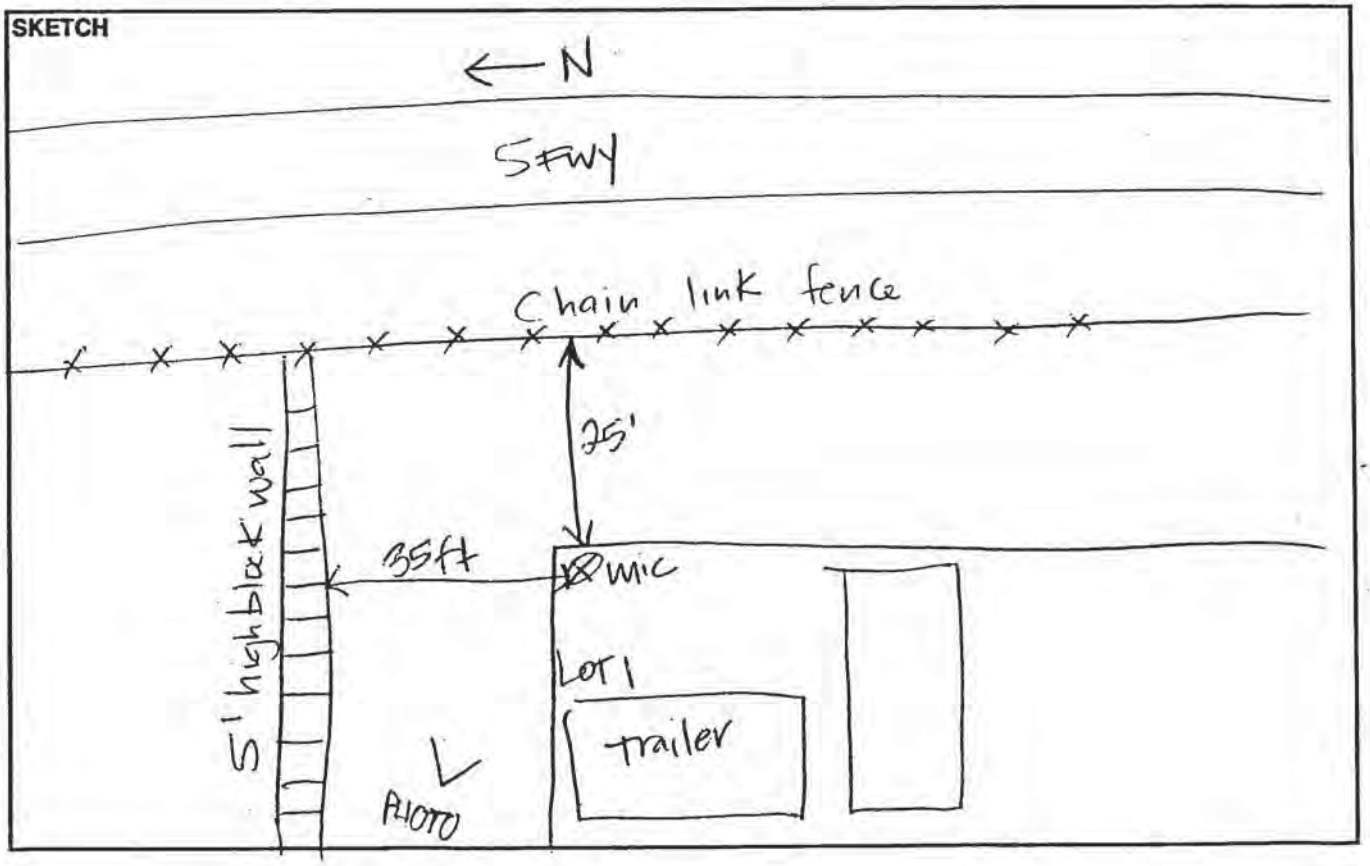

PARSONS

NOISE MEASUREMENT FORM

PROJECT: I-5/I-805 San Diego	ENGINEER/TECHNICIAN: L. ARMER	DATE: 3/22/04
LOCATION: 451 KOELPER ST. OCEANSIDE		SITE NO.: ST 22.3

SOUND LEVEL METER:	MICROPHONE:	PRE AMP:	NOTES:
NL 15	—	—	SKIES OVERCAST
SERIAL #: 591084	SERIAL #: —	SERIAL #:	WIND 0-2 MPH
CALIBRATOR:	CALIBRATION/OFFSET, dB: BEG 105.5 END 105.5	TIME:	66°F 74% HUM
METER SETTINGS: A - WTD, SLOW, 20 MIN. INTVL Measured simultaneously w/ LT 1			

TIME START	TIME DURATION	L_1	L_{10}	L_{25}	L_{50}	L_{90}	L_{99}	L_{MIN}	L_{MAX}	L_{eq}	NOTES:
2:40 pm	20:07								76.4	58.6	Photo #2
											60 cars passed on SANTA FE
											16 cars stopped and turned into/out of Koelper

SKETCH

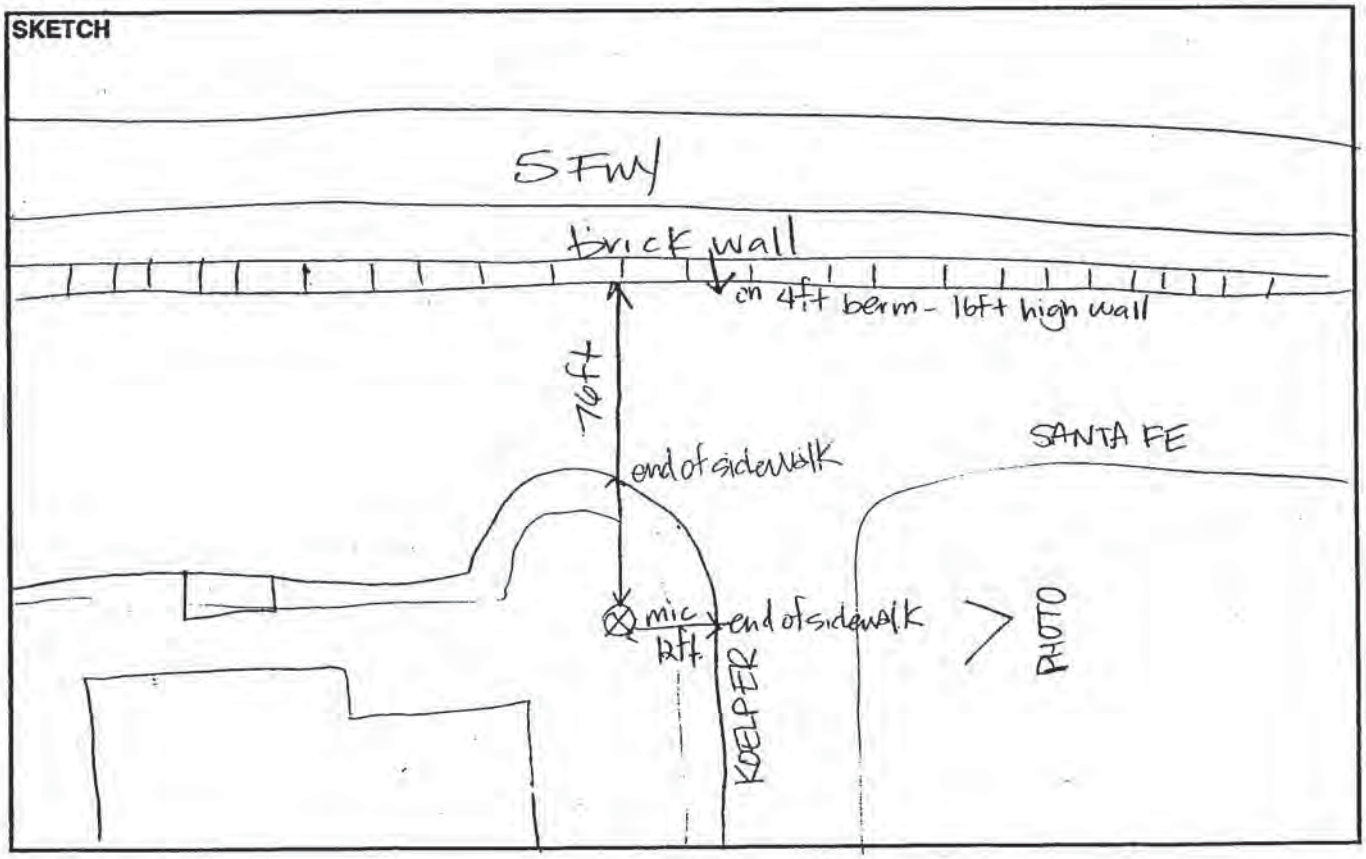

PARSONS

LONG TERM NOISE MEASUREMENT GRAPHS AND FIELD FORMS

Site LT3.1 Hourly Noise Levels, L_{eq}(h)

Location: 13715 Torrey View Court, San Diego
Position: Rear Yard
Sources: I-5 Traffic
Date: 3/30 – 4/02

Notes:
* A 20-minute L_{eq} was used for this hour due to Aircraft noise from the Miramar Base during the remaining portion of the hour interval.

See attached Noise Measurement Form.

TIME	3/30-31 $L_{eq(h)}$ dBA	3/31-4/01 $L_{eq(h)}$ dBA	4/01-4/02 $L_{eq(h)}$ dBA
05:00 - 06:00 PM	61	65 *	61 *
06:00 - 07:00 PM	60	62	61 *
07:00 - 08:00 PM	58	58	61
08:00 - 09:00 PM	56	57 *	61
09:00 - 10:00 PM	57 *	57	59 *
10:00 - 11:00 PM	56	56	55
11:00 - 12:00 AM	55	56	55
12:00 - 01:00 AM	54	51	54
01:00 - 02:00 AM	54	50	52
02:00 - 03:00 AM	51	50	52
03:00 - 04:00 AM	50	49	53
04:00 - 05:00 AM	52	52	55
05:00 - 06:00 AM	57	58	60
06:00 - 07:00 AM	58	60	59
07:00 - 08:00 AM	62	59	58
08:00 - 09:00 AM	63	60	59
09:00 - 10:00 AM	65	60 *	61
10:00 - 11:00 AM	64	61	
11:00 - 12:00 PM	63	61 *	
12:00 - 01:00 PM	64	61 *	
01:00 - 02:00 PM	64	62 *	
02:00 - 03:00 PM	63	63 *	
03:00 - 04:00 PM	63	61 *	
04:00 - 05:00 PM	62	61	

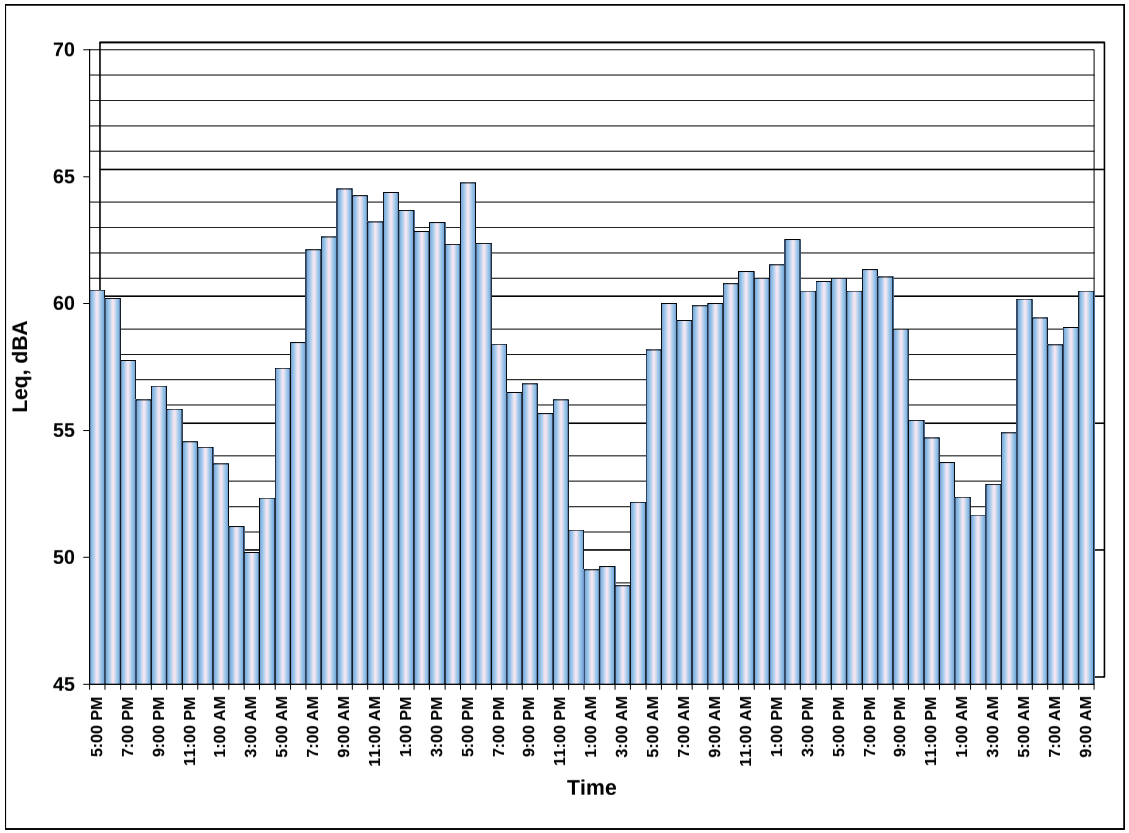

NOISE MEASUREMENT FORM

PROJECT: I-5/I-805 San Diego	ENGINEER/TECHNICIAN: Joel Vazquez	DATE: 3-30-04
LOCATION: 13715 TORREY VIEW CT. (CONDO)		SITE NO.: LT 3.1

SOUND LEVEL METER: LD700	MICROPHONE: —	PRE AMP: —	NOTES: TEMP: 61°F WIND: 1-4mph S. HUM: 83% SKIES: CLEAR
SERIAL #: 1636	SERIAL #: —	SERIAL #: —	
CALIBRATOR: CA250	CALIBRATION/OFFSET, dB: 114.0/114.0	TIME: 5:15P	
METER SETTINGS: A-WTD, SLOW 20-MIN INTERVALS			*WEATHER STATION SITE

TIME START	TIME DURATION	L_1	L_{10}	L_{25}	L_{50}	L_{90}	L_{99}	L_{MIN}	L_{MAX}	L_{eq}	NOTES:
5:20P	6A-HRS										PHOTOS #50 & 51 60 & 61

SB ← I-5 → NB

SKETCH

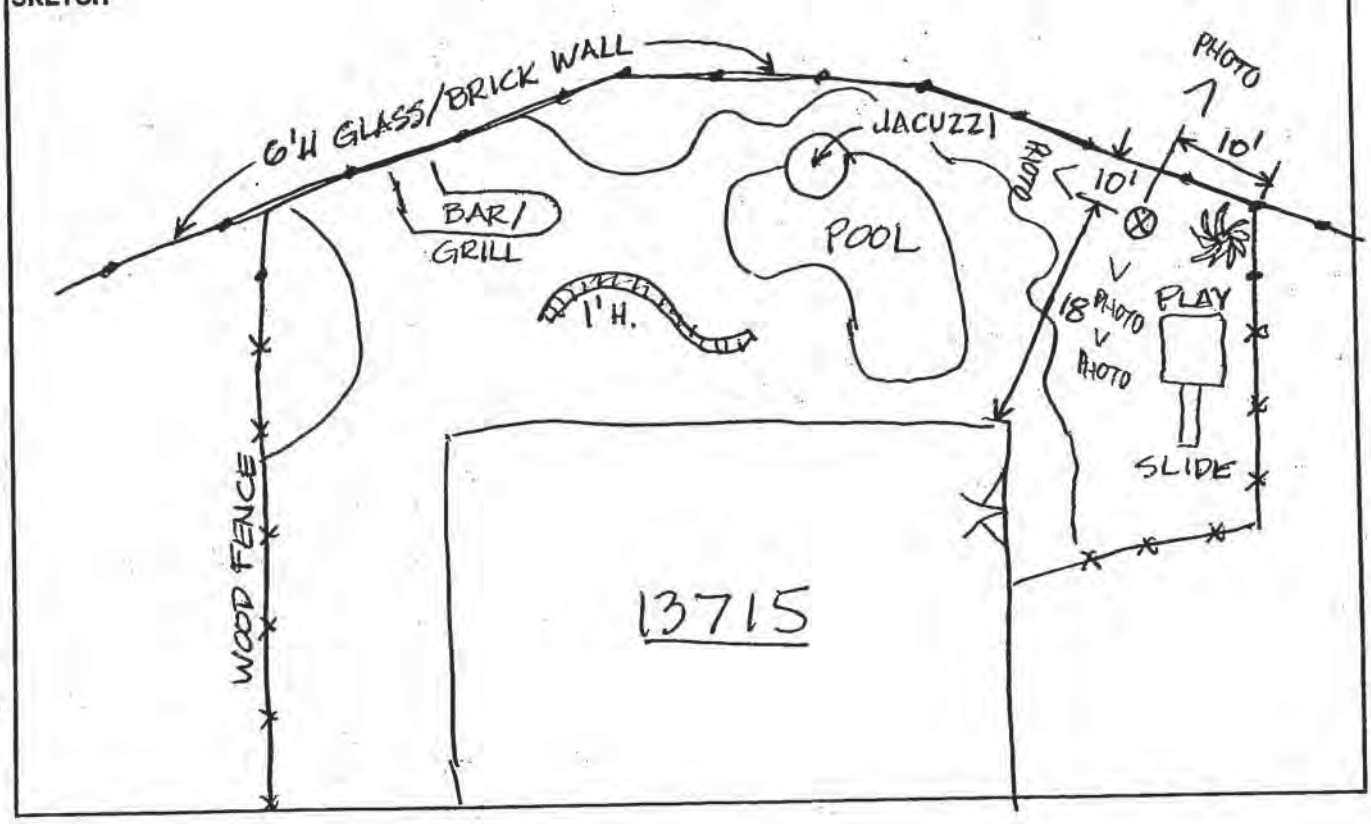

PARSONS

Site LT4.1 Hourly Noise Levels, $L_{eq}(h)$

Location: 13505 Portofino Drive, Del Mar Heights
Position: Rear Yard
Sources: I-5 Traffic
Date: 3/30 – 3/31

TIME	$L_{eq(h)}$ dBA
04:00 - 05:00 PM	65
05:00 - 06:00 PM	66
06:00 - 07:00 PM	67
07:00 - 08:00 PM	67
08:00 - 09:00 PM	66
09:00 - 10:00 PM	66
10:00 - 11:00 PM	64
11:00 - 12:00 AM	63
12:00 - 01:00 AM	61
01:00 - 02:00 AM	60
02:00 - 03:00 AM	59
03:00 - 04:00 AM	60
04:00 - 05:00 AM	62
05:00 - 06:00 AM	66
06:00 - 07:00 AM	68
07:00 - 08:00 AM	68
08:00 - 09:00 AM	68
09:00 - 10:00 AM	68
10:00 - 11:00 AM	68
11:00 - 12:00 PM	68
12:00 - 01:00 PM	68
01:00 - 02:00 PM	67
02:00 - 03:00 PM	67
03:00 - 04:00 PM	66
04:00 - 05:00 PM	66
05:00 - 06:00 PM	66

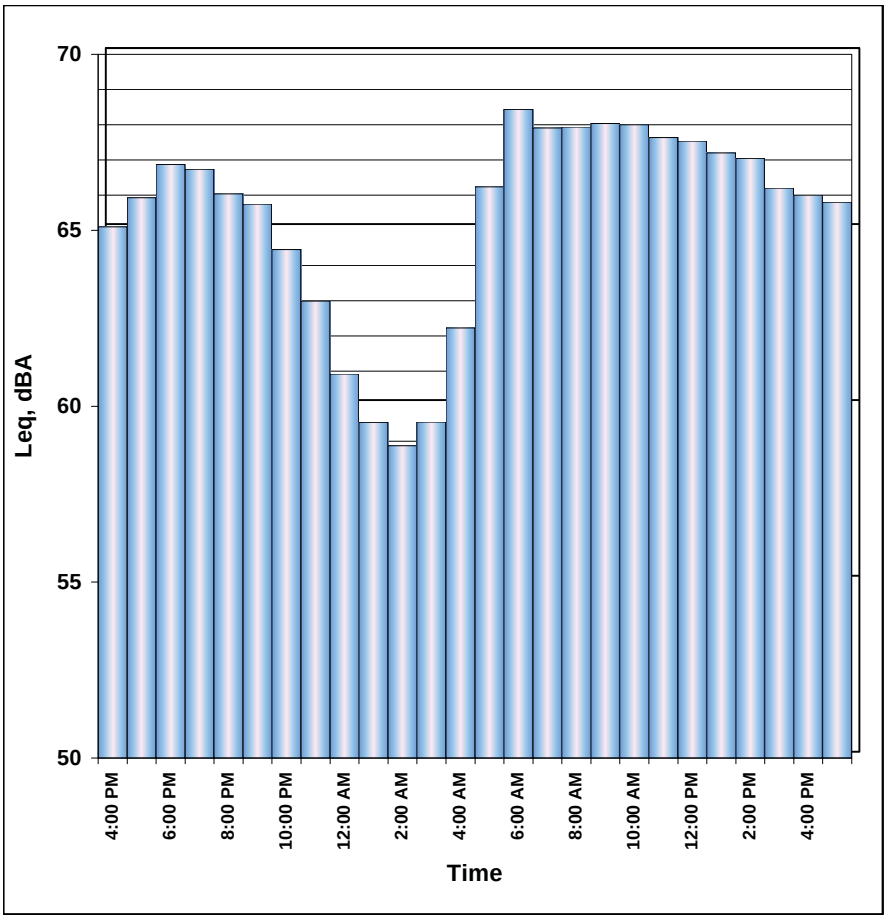

NOTES:

See attached Noise Measurement Form.

NOISE MEASUREMENT FORM

PROJECT:	ENGINEER/TECHNICIAN:	DATE:
I-5/I-805 San Diego	Emery Tuttle	3-30-04

LOCATION:	SITE NO.:
13505 PORTOFINO DR S.F.	LT4.1

SOUND LEVEL METER:	MICROPHONE:	PRE AMP:	NOTES:
LD 820	1/2" R.I.	828	TEMP: 64°F
SERIAL #: 1177	SERIAL #:	SERIAL #: 1629	WIND: 0-2 MPH
CALIBRATOR: CA 250	CALIBRATION/OFFSET, dB: 114.0/114.0	TIME:	HUM: 68%
METER SETTINGS: A-WTD, SLOW, 20-MIN INTV			SKIES: CLEAR

TIME START	TIME DURATION	L_1	L_{10}	L_{25}	L_{50}	L_{90}	L_{99}	L_{MIN}	L_{MAX}	L_{eq}	NOTES:
4:20P	25-HRS										PHOTOS # 48 & 49

SKETCH

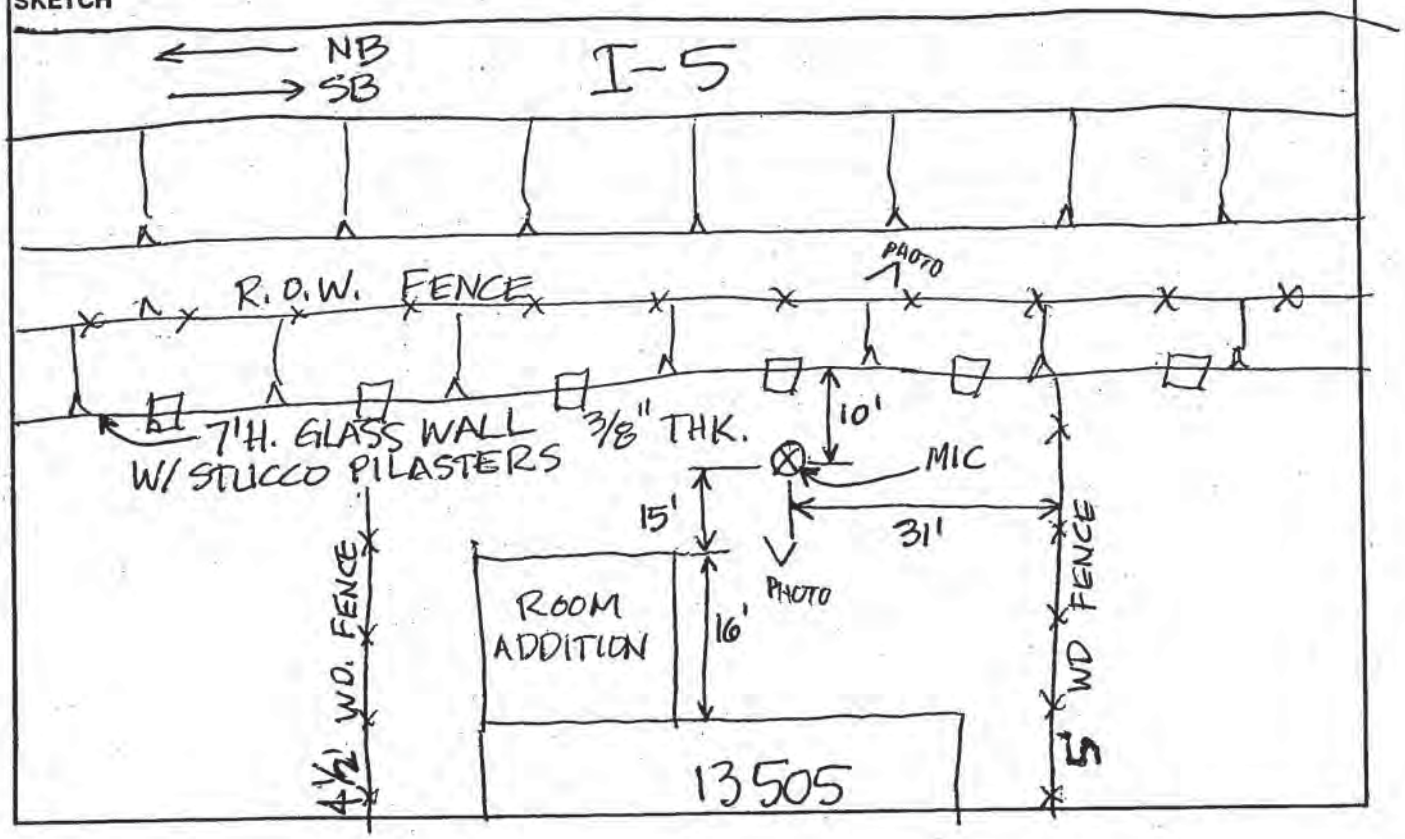

PARSONS

Site LT5.1 Hourly Noise Levels, $L_{eq}(h)$

Location: 3285 Lower Ridge Rd, Del Mar Heights
Position: Rear Yard
Sources: I-5 Traffic
Date: 3/30 – 4/01

Notes:
* Meter stopped durring this time due to power failure.

See attached Noise Measurement Form.

TIME	3/30-31 $L_{eq(h)}$ dBA	3/31-4/01 $L_{eq(h)}$ dBA
03:00 - 04:00 PM	61	*
04:00 - 05:00 PM	61	*
05:00 - 06:00 PM	61	60
06:00 - 07:00 PM	61	61
07:00 - 08:00 PM	60	61
08:00 - 09:00 PM	60	60
09:00 - 10:00 PM	60	59
10:00 - 11:00 PM	59	58
11:00 - 12:00 AM	57	57
12:00 - 01:00 AM	55	55
01:00 - 02:00 AM	54	54
02:00 - 03:00 AM	52	53
03:00 - 04:00 AM	53	53
04:00 - 05:00 AM	55	56
05:00 - 06:00 AM	60	61
06:00 - 07:00 AM	62	63
07:00 - 08:00 AM	61	62
08:00 - 09:00 AM	61	62
09:00 - 10:00 AM	63	63
10:00 - 11:00 AM	63	63
11:00 - 12:00 PM	64	63
12:00 - 01:00 PM	64	63
01:00 - 02:00 PM	64	63
02:00 - 03:00 PM	62	63

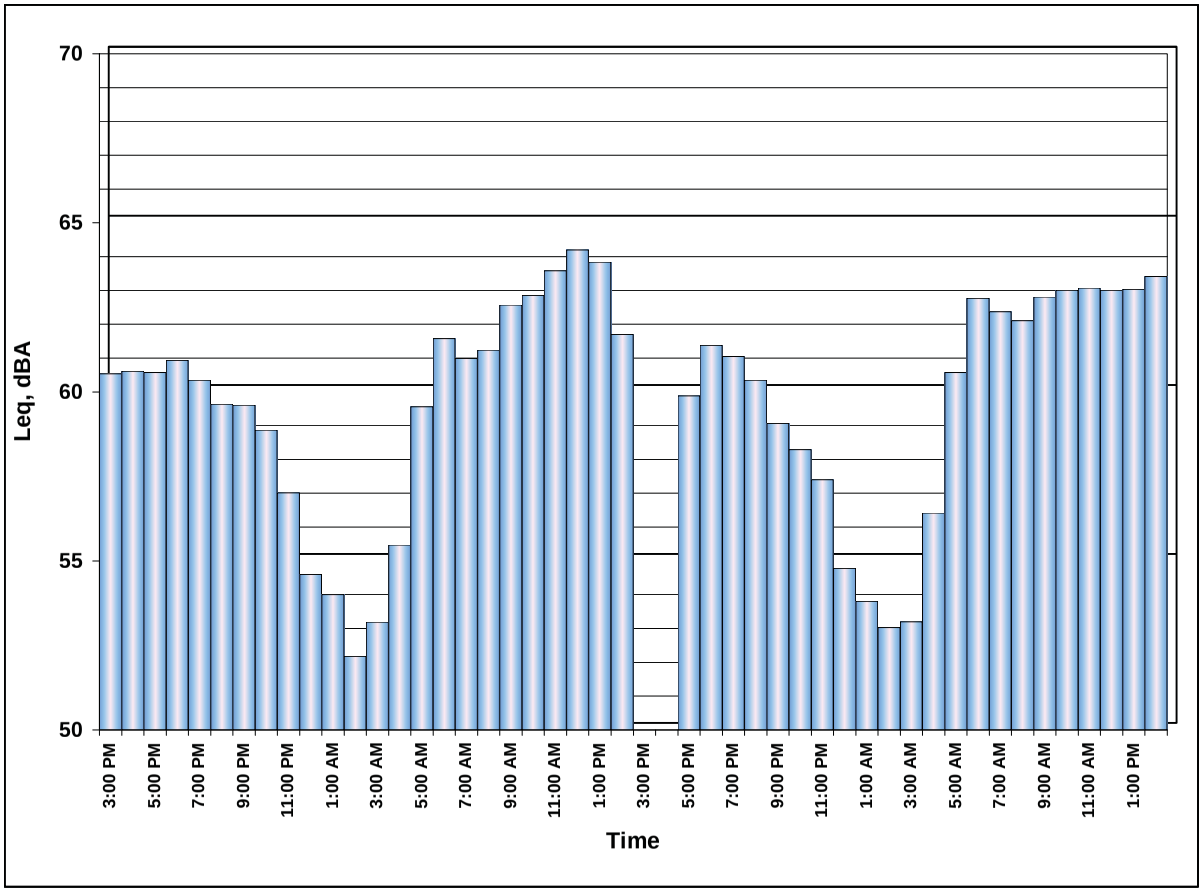

NOISE MEASUREMENT FORM

PROJECT: I-5/I-805 San Diego	ENGINEER/TECHNICIAN: Joel Vazquez	DATE: 3/30/09
LOCATION: 3285 Lower Ridge Rd.		SITE NO.: LT5.1

SOUND LEVEL METER: LD870	MICROPHONE: LD2559	PRE AMP: LD900B	NOTES:
SERIAL #: 870A0496	SERIAL #: 1785	SERIAL #: 3202	
CALIBRATOR:	CALIBRATION/OFFSET, dB: 114.0 / 19.6	TIME: 14:52:14	highway depressed
METER SETTINGS: A-weighted, slow, 20 minute intervals			Photo: 4,5

TIME START	TIME DURATION	L_1	L_{10}	L_{25}	L_{50}	L_{90}	L_{99}	L_{MIN}	L_{MAX}	L_{eq}	NOTES:
15:07:00	43 hrs										

SKETCH

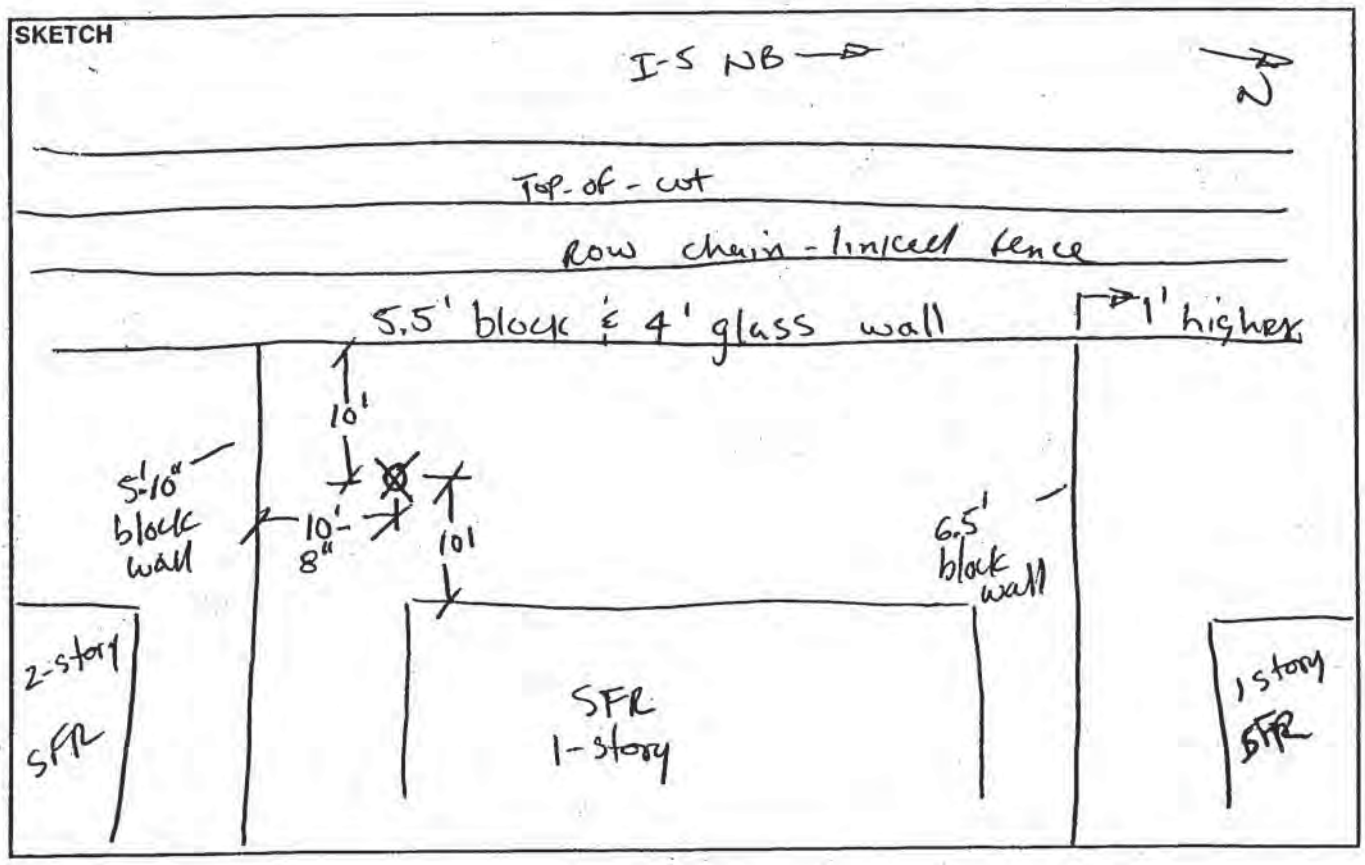

PARSONS

Site LT5.2 Hourly Noise Levels, $L_{eq}(h)$

Location: 14175 Minorca Cove, Del Mar Heights
Position: Rear Yard
Sources: I-5 Traffic
Date: 3/29 – 3/31

Notes:
* The next-door neighbor hired a tree service that operated a chainsaw during these hours.

See attached Noise Measurement Form.

TIME	3/29-30 $L_{eq(h)}$ dBA	3/30-31 $L_{eq(h)}$ dBA
01:00 - 02:00 PM	64	65 *
02:00 - 03:00 PM	63	65 *
03:00 - 04:00 PM	63	64 *
04:00 - 05:00 PM	63	65 *
05:00 - 06:00 PM	65	65
06:00 - 07:00 PM	70	70
07:00 - 08:00 PM	71	71
08:00 - 09:00 PM	70	71
09:00 - 10:00 PM	70	70
10:00 - 11:00 PM	69	69
11:00 - 12:00 AM	67	68
12:00 - 01:00 AM	65	65
01:00 - 02:00 AM	64	64
02:00 - 03:00 AM	63	63
03:00 - 04:00 AM	63	63
04:00 - 05:00 AM	67	66
05:00 - 06:00 AM	70	70
06:00 - 07:00 AM	71	72
07:00 - 08:00 AM	71	71
08:00 - 09:00 AM	67 *	69
09:00 - 10:00 AM	66 *	71
10:00 - 11:00 AM	65 *	71
11:00 - 12:00 PM	65 *	69
12:00 - 01:00 PM	65 *	69
01:00 - 02:00 PM	65 *	68

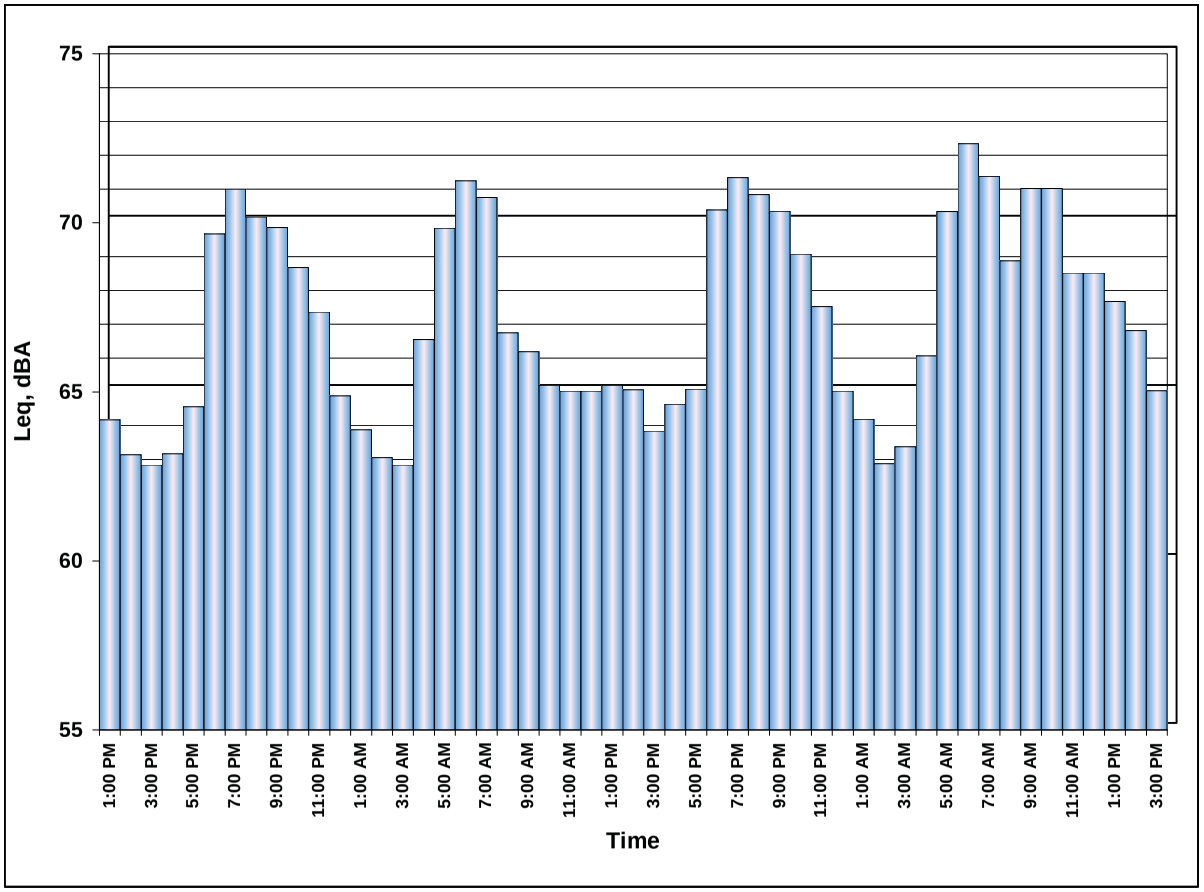

NOISE MEASUREMENT FORM

PROJECT:	ENGINEER/TECHNICIAN:	DATE:
I-5/I-805 San Diego	Emery Tuttle	3-29-04

LOCATION:	SITE NO.:
14175 MINORCA COVE	LT 5.2

SOUND LEVEL METER:	MICROPHONE:	PRE AMP:	NOTES:
LD 700	—	—	TEMP: 85°F
SERIAL #: 2247	SERIAL #: —	SERIAL #: —	WIND: 1-3MPH E.
CALIBRATOR: CA250	CALIBRATION/OFFSET, dB: 114.0/114	TIME: 12:50P	HUM: 16%
METER SETTINGS: AWTD, SLOW, 20-MIN INTERVALS			SKIES: CLEAR

TIME START	TIME DURATION	L_1	L_{10}	L_{25}	L_{50}	L_{90}	L_{99}	L_{MIN}	L_{MAX}	L_{eq}	NOTES:
13:00	50-HRS										PHOTO# 35 & 36
											CHAINSAW CUTTING 3-30-04 8:30A TO 4:30P

SKETCH

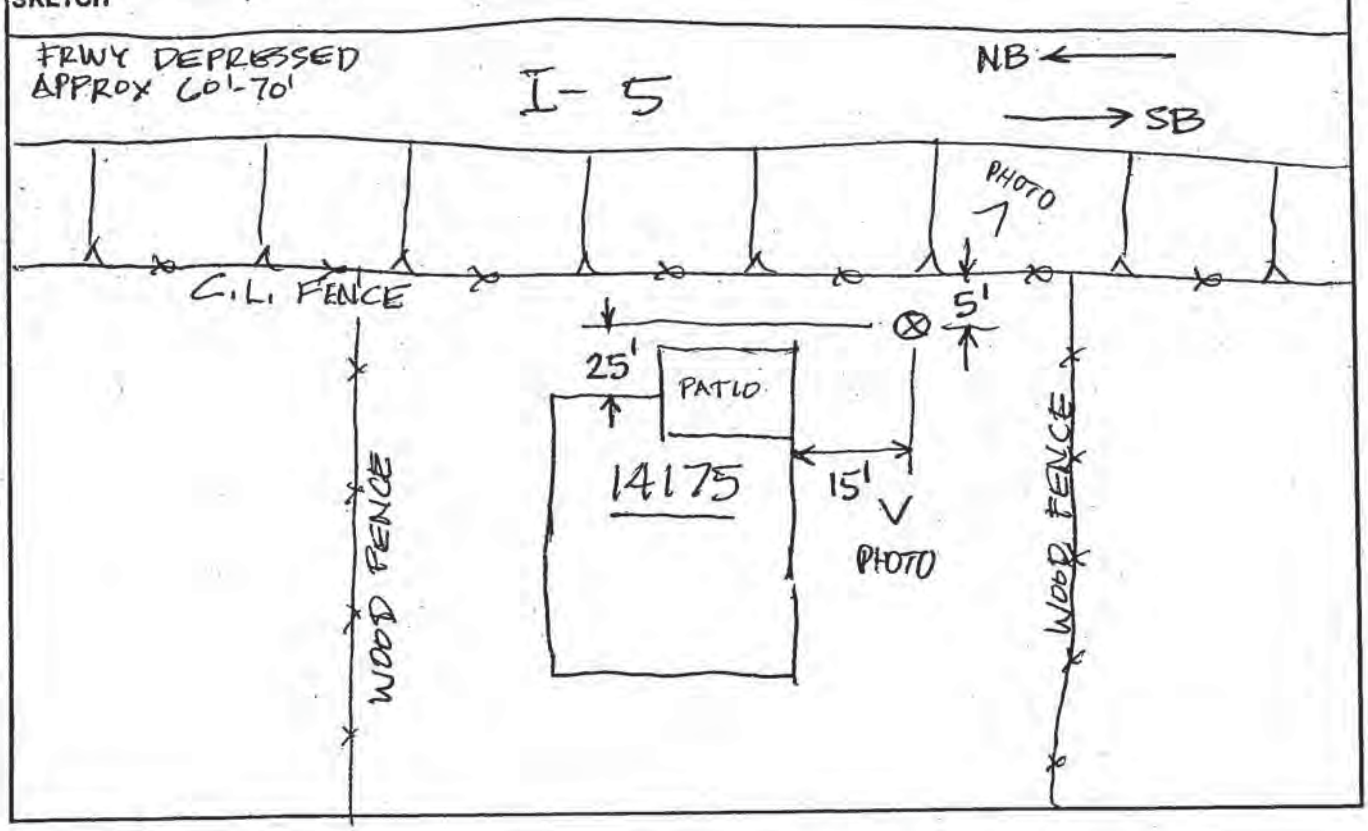

PARSONS

Site LT5.3 Hourly Noise Levels, $L_{eq}(h)$

Location: 13413 Racetrack View Court, San Diego
Position: Rear Yard
Sources: I-5 Traffic
Date: 3/31 – 4/01

TIME	$L_{eq(h)}$ dBA
09:00 - 10:00 AM	68
10:00 - 11:00 AM	68
11:00 - 12:00 PM	67
12:00 - 01:00 PM	66
01:00 - 02:00 PM	65
02:00 - 03:00 PM	65
03:00 - 04:00 PM	65
04:00 - 05:00 PM	66
05:00 - 06:00 PM	66
06:00 - 07:00 PM	65
07:00 - 08:00 PM	65
08:00 - 09:00 PM	64
09:00 - 10:00 PM	63
10:00 - 11:00 PM	63
11:00 - 12:00 AM	61
12:00 - 01:00 AM	59
01:00 - 02:00 AM	58
02:00 - 03:00 AM	58
03:00 - 04:00 AM	58
04:00 - 05:00 AM	61
05:00 - 06:00 AM	66
06:00 - 07:00 AM	68
07:00 - 08:00 AM	67
08:00 - 09:00 AM	67
09:00 - 10:00 AM	66
10:00 - 11:00 AM	65 *
11:00 - 12:00 PM	66
12:00 - 01:00 PM	65
01:00 - 02:00 PM	66
02:00 - 03:00 PM	67

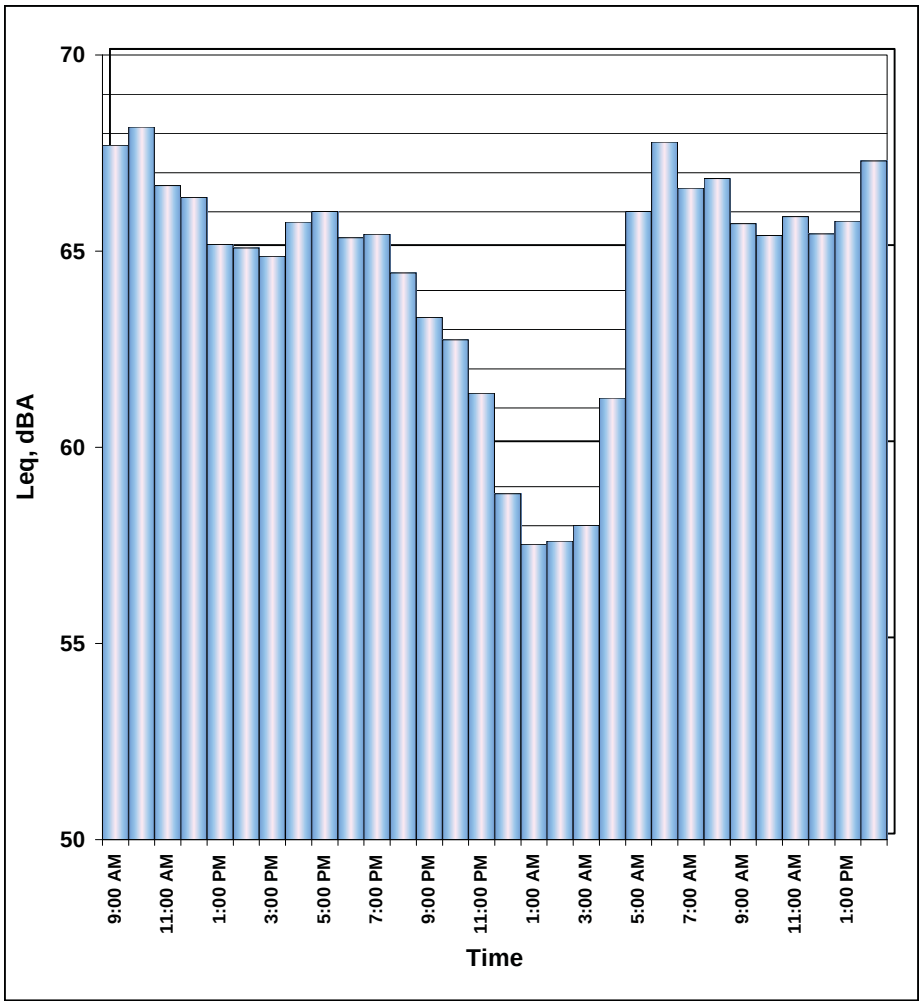

NOTES:

See attached Noise Measurement Form.

* A 20-minute L_{eq} was used for this hour due to unrelated noise interference during the remaining 40-minutes of the hour interval.

NOISE MEASUREMENT FORM

PROJECT:	ENGINEER/TECHNICIAN:	DATE:
I-5/I-805 San Diego	Joel Vazquez	3/31/04

LOCATION:	SITE NO.:
13413 Racetrack View Court	LT 5.3

SOUND LEVEL METER:	MICROPHONE:	PRE AMP:	NOTES:
LD 870	LD 2559	LD900B	Freeway elevated gardening during the 10 AM hour of 9/1/02
SERIAL #: 870A0128	SERIAL #: 2313	SERIAL #: 3203	
CALIBRATOR: CA250/SN2127	CALIBRATION/OFFSET, dB: 114.0/22.4	TIME: 09:37:35	
METER SETTINGS: A-weighted, slow, 20 minute intervals			Photo: 8,9,10

TIME START	TIME DURATION	L_1	L_{10}	L_{25}	L_{50}	L_{90}	L_{99}	L_{MIN}	L_{MAX}	L_{eq}	NOTES:
09:49:00	28 hrs										

SKETCH

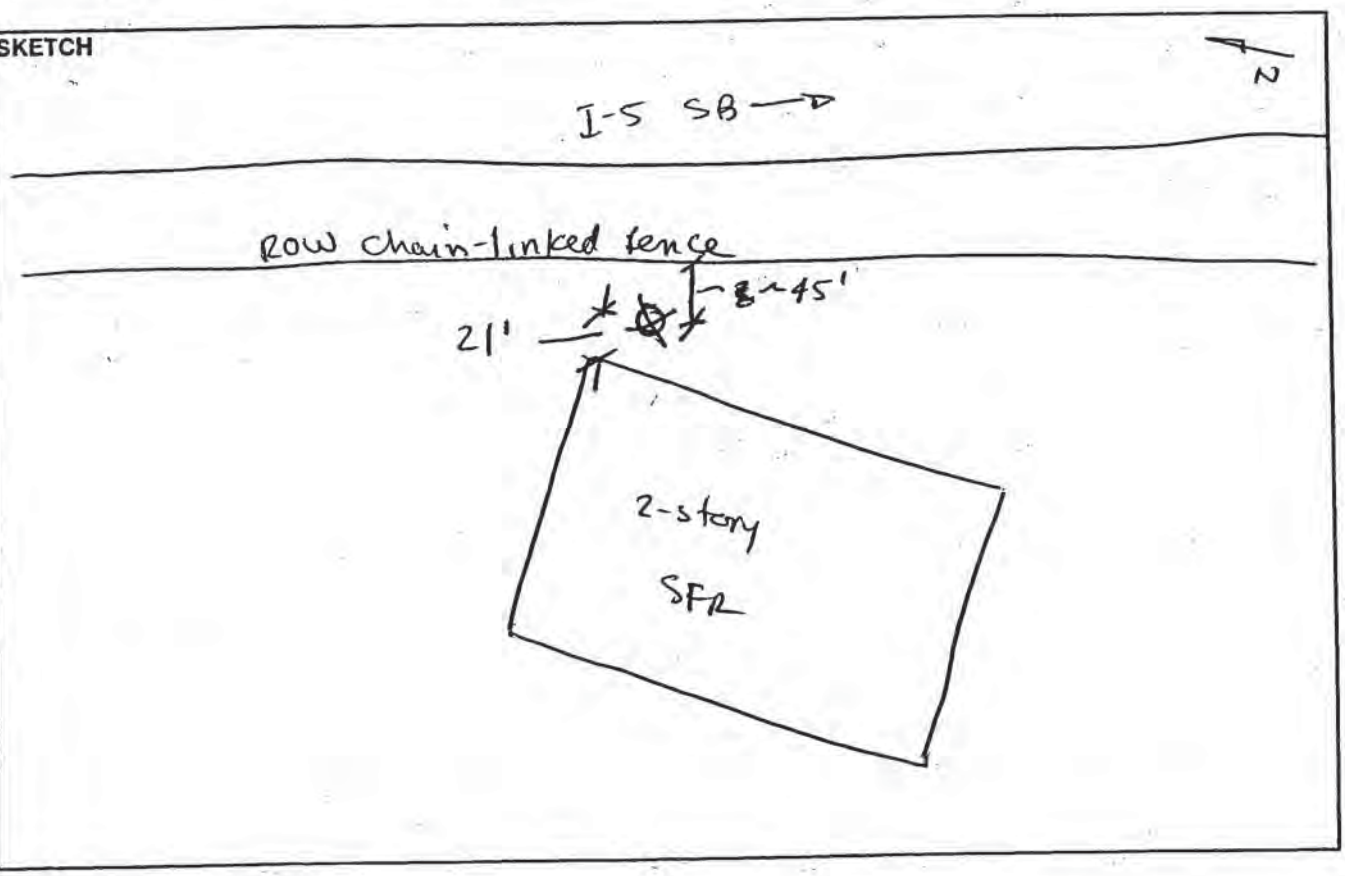

PARSONS

Site LT6.1 Hourly Noise Levels, $L_{eq}(h)$

Location: 1013 America Way, Solana Beach
Position: Rear Yard
Sources: I-5 Traffic
Date: 3/29 – 3/30

TIME	$L_{eq(h)}$ dBA
12:00 - 01:00 PM	59
01:00 - 02:00 PM	59
02:00 - 03:00 PM	59
03:00 - 04:00 PM	60
04:00 - 05:00 PM	60
05:00 - 06:00 PM	60
06:00 - 07:00 PM	63
07:00 - 08:00 PM	67
08:00 - 09:00 PM	66
09:00 - 10:00 PM	66
10:00 - 11:00 PM	65
11:00 - 12:00 AM	64
12:00 - 01:00 AM	62
01:00 - 02:00 AM	61
02:00 - 03:00 AM	60
03:00 - 04:00 AM	62
04:00 - 05:00 AM	60
05:00 - 06:00 AM	62
06:00 - 07:00 AM	62
07:00 - 08:00 AM	61
08:00 - 09:00 AM	62
09:00 - 10:00 AM	61
10:00 - 11:00 AM	62
11:00 - 12:00 PM	62
12:00 - 01:00 PM	62
01:00 - 02:00 PM	62

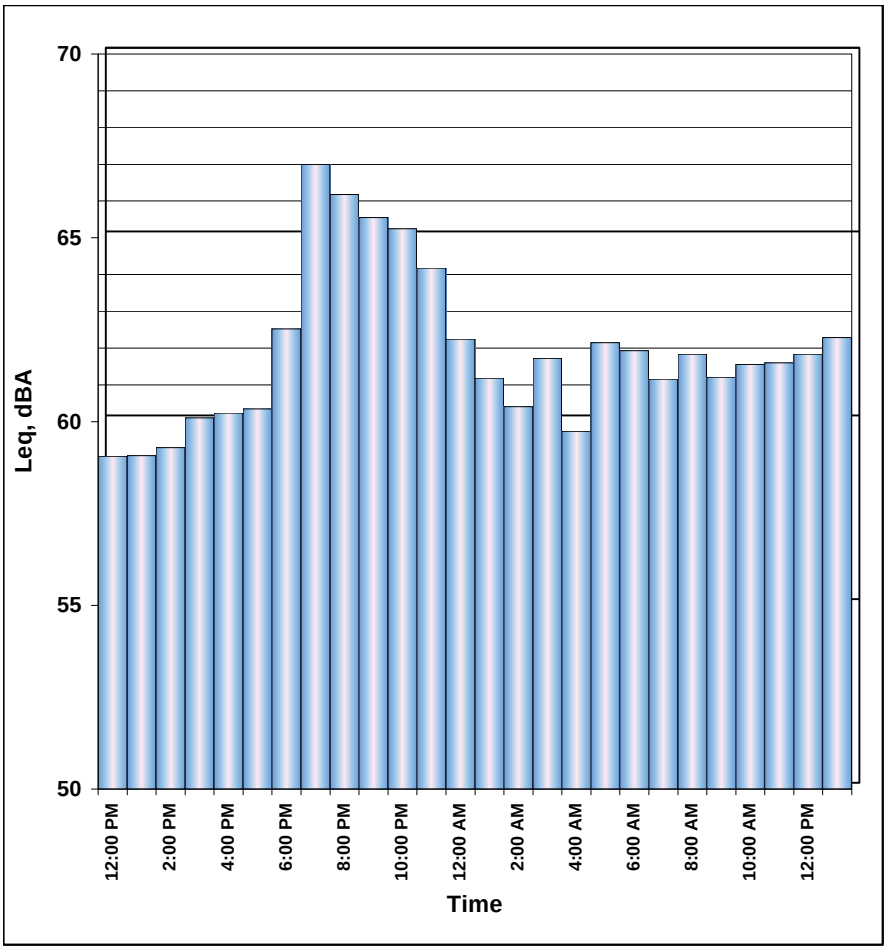

NOTES:

See attached Noise Measurement Form.

NOISE MEASUREMENT FORM

PROJECT: I-5/I-805 San Diego	**ENGINEER/TECHNICIAN:** Joel Vazquez	**DATE:** 3/29/04
LOCATION: 1013 America Way (SPINDRIFT Condominiums)		**SITE NO.:** LT 6.1

SOUND LEVEL METER: LD870	**MICROPHONE:** LD2559	**PRE AMP:** LD900B	**NOTES:**
SERIAL #: 670A0496	**SERIAL #:** 1785	**SERIAL #:** 3202	
CALIBRATOR: CA250 / SN 2127	**CALIBRATION/OFFSET, dB:** 114.0 / 19.6	**TIME:** 12:29:46	Receivers elevated
METER SETTINGS: A-weighted, Slow, 20 min intervals			Photo: 24

TIME START	TIME DURATION	L_1	L_{10}	L_{25}	L_{50}	L_{90}	L_{99}	L_{MIN}	L_{MAX}	L_{eq}	NOTES:
12:35	25 hrs										

SKETCH

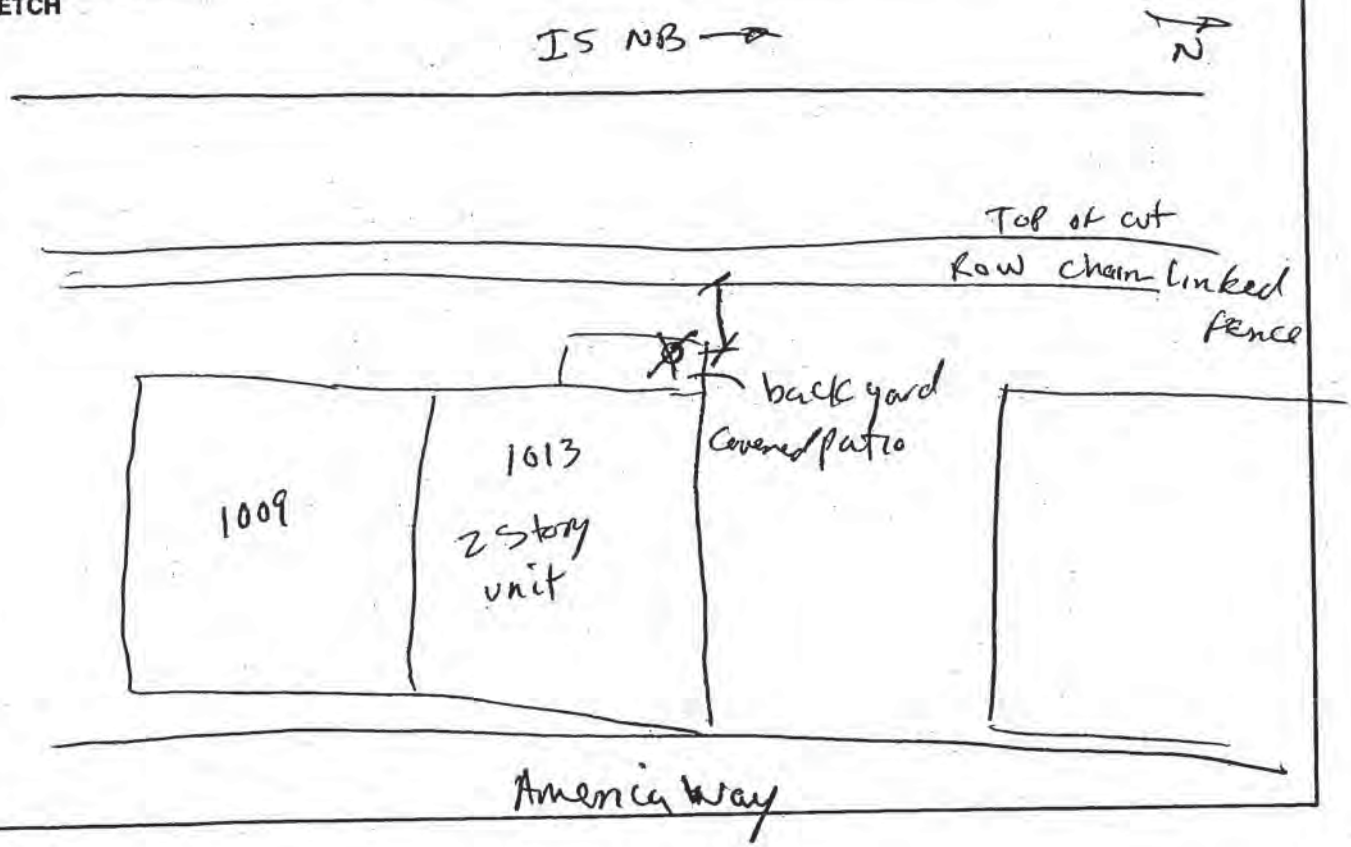

PARSONS

Site LT6.2 Hourly Noise Levels, $L_{eq}(h)$

Location: 865 Mola Vista Way, Solana Beach
Position: Rear Yard
Sources: I-5 Traffic, Ida Avenue
Date: 3/29 – 3/30

TIME	$L_{eq(h)}$ dBA
11:00 - 12:00 PM	65
12:00 - 01:00 PM	64
01:00 - 02:00 PM	64
02:00 - 03:00 PM	64
03:00 - 04:00 PM	64
04:00 - 05:00 PM	65
05:00 - 06:00 PM	66
06:00 - 07:00 PM	67
07:00 - 08:00 PM	68
08:00 - 09:00 PM	67
09:00 - 10:00 PM	66
10:00 - 11:00 PM	65
11:00 - 12:00 AM	64
12:00 - 01:00 AM	62
01:00 - 02:00 AM	60
02:00 - 03:00 AM	60
03:00 - 04:00 AM	61
04:00 - 05:00 AM	63
05:00 - 06:00 AM	67
06:00 - 07:00 AM	69
07:00 - 08:00 AM	68
08:00 - 09:00 AM	65
09:00 - 10:00 AM	64
10:00 - 11:00 AM	65
11:00 - 12:00 PM	65
12:00 - 01:00 PM	65
01:00 - 02:00 PM	65
02:00 - 03:00 PM	65

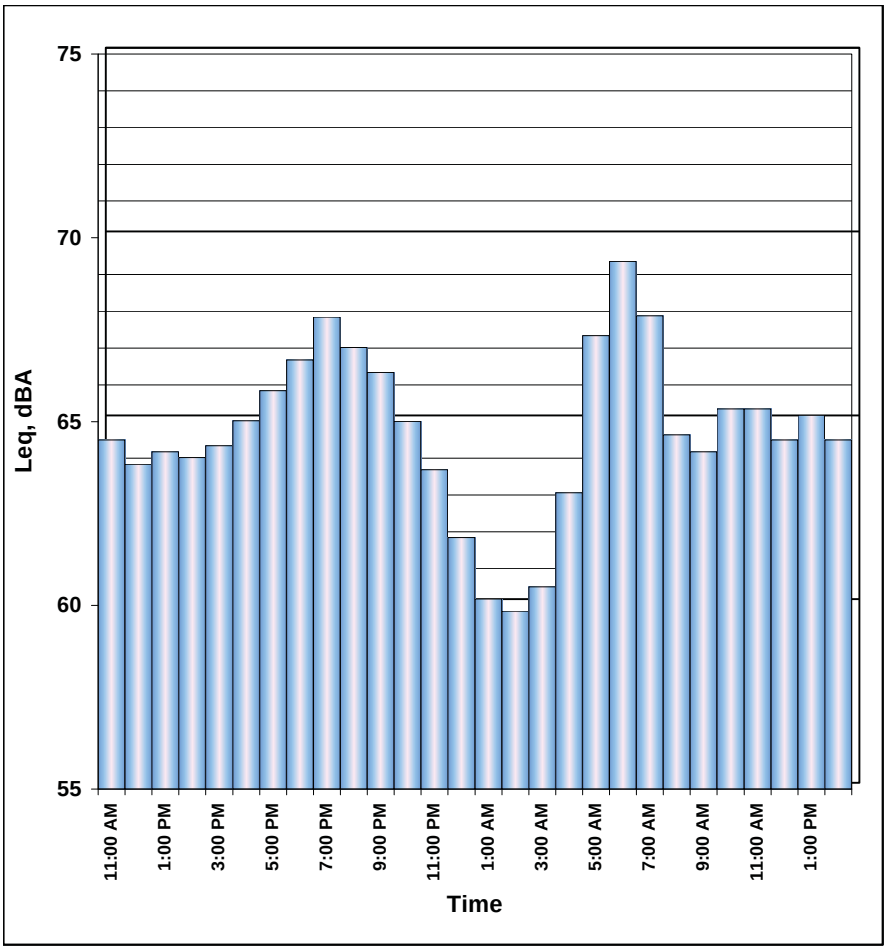

NOTES:

See attached Noise Measurement Form.

NOISE MEASUREMENT FORM

PROJECT:	ENGINEER/TECHNICIAN:	DATE:
I-5/I-805 San Diego	Emery Tuttle	3-29-04

LOCATION:	SITE NO.:
865 MOLA VISTA WY S.F.	LT 6.2

SOUND LEVEL METER:	MICROPHONE:	PRE AMP:	NOTES:
LD 700/2900	— / ½" R.I.	-/900B	TEMP: 83°F
SERIAL #: 1636/0427	SERIAL #: —/	SERIAL #: —/3339	WIND: CALM @ G.L. " @ BALC.
CALIBRATOR: CA 250	CALIBRATION/OFFSET, dB: 700 114.0/114.0, 2900 114.0/114.0	TIME: 11:25A, 11:30A	HUM: 21%
METER SETTINGS: A-WTD, SLOW 20-MIN INTV			SKIES: CLEAR

TIME START	TIME DURATION	L_1	L_{10}	L_{25}	L_{50}	L_{90}	L_{99}	L_{MIN}	L_{MAX}	L_{eq}	NOTES:
11:40A	27-HRS		67.0	65.0	63.5	60.5		57.5	77.0	64.5	BACK YARD (700)
11:40A	20-MIN	74.0	71.5	69.5	68.0	65.5	63.5	62.5	78.5	69.0	(2900) 2ND FLOOR BALCONY
											PHOTOS 33 & 34

SKETCH

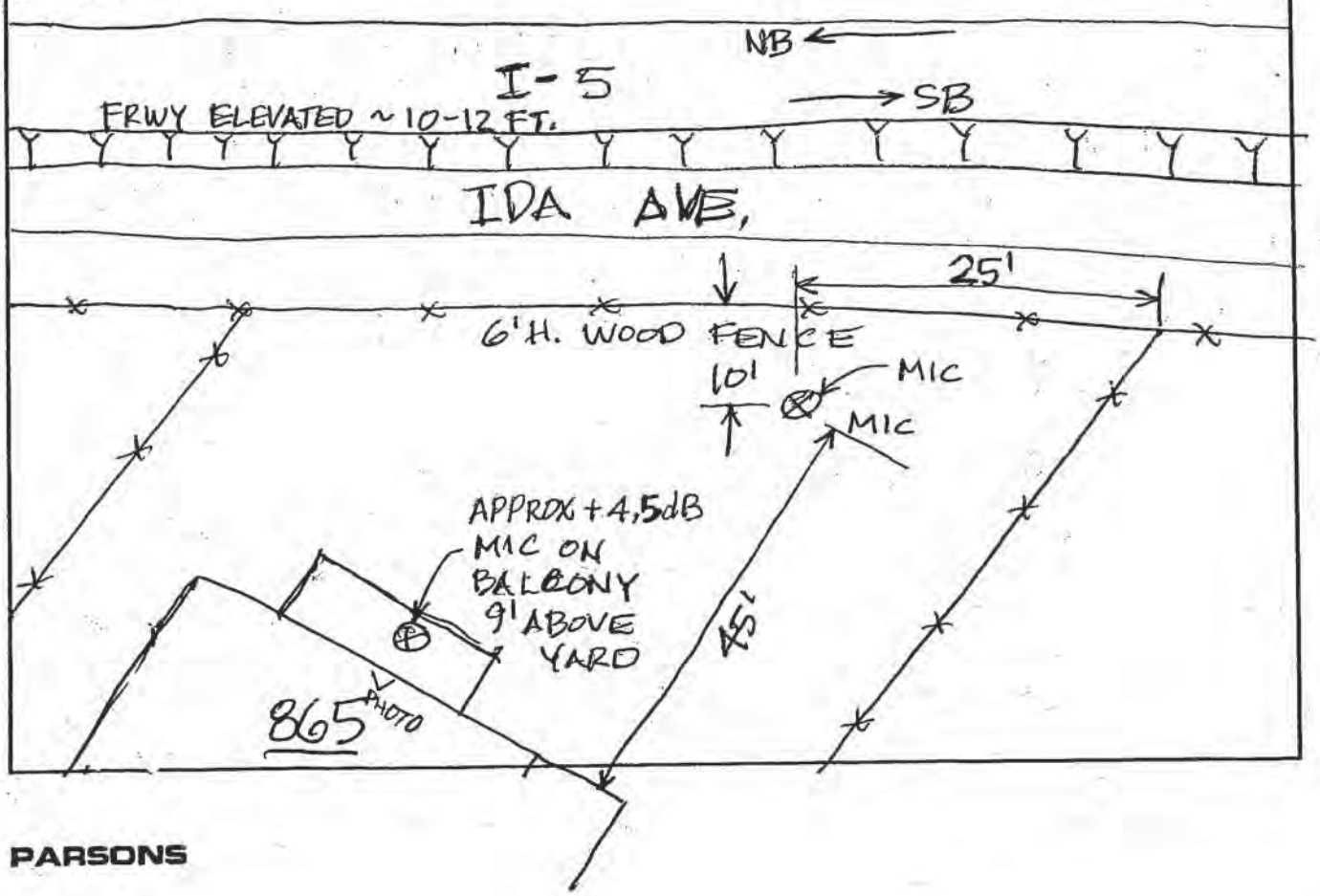

PARSONS

Site LT7.1 Hourly Noise Levels, $L_{eq}(h)$

Location: 325 Santa Helena Drive, Encinitas
Position: Rear Yard
Sources: I-5 Traffic
Date: 2/19 - 2/20

TIME	$L_{eq(h)}$ dBA
09:00 - 10:00 AM	63
10:00 - 11:00 AM	62
11:00 - 12:00 PM	63
12:00 - 01:00 PM	65
01:00 - 02:00 PM	65
02:00 - 03:00 PM	64
03:00 - 04:00 PM	62
04:00 - 05:00 PM	62
05:00 - 06:00 PM	61
06:00 - 07:00 PM	61
07:00 - 08:00 PM	62
08:00 - 09:00 PM	61
09:00 - 10:00 PM	61
10:00 - 11:00 PM	60
11:00 - 12:00 AM	58 *
12:00 - 01:00 AM	56
01:00 - 02:00 AM	56
02:00 - 03:00 AM	55
03:00 - 04:00 AM	56
04:00 - 05:00 AM	58
05:00 - 06:00 AM	61
06:00 - 07:00 AM	63
07:00 - 08:00 AM	63
08:00 - 09:00 AM	64
09:00 - 10:00 AM	63

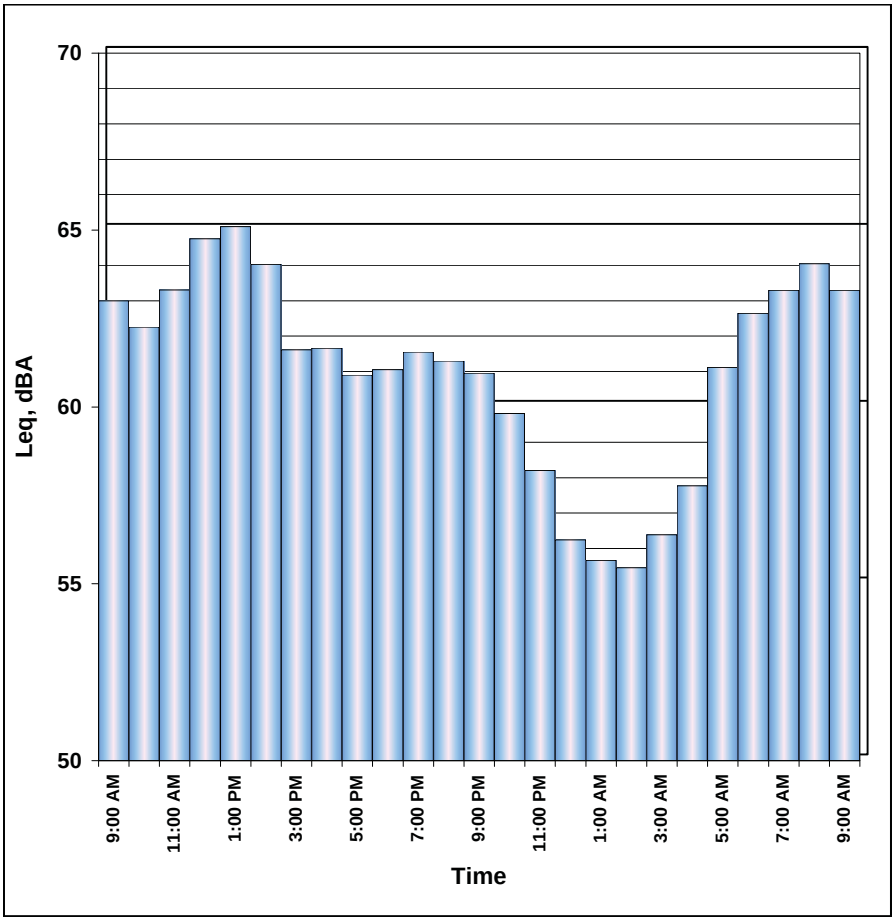

NOTES:

See attached Noise Measurement Form.

* A 30-minute L_{eq} was used for this hour due to unrelated noise interference during the remaining 30-minutes of the hour interval.

NOISE MEASUREMENT FORM

PROJECT: I-5/I-805 San Diego	ENGINEER/TECHNICIAN: Joel Vazquez	DATE: 2/19/07
LOCATION: 325 Santa Helena Dr.		SITE NO.: LT 7.1

SOUND LEVEL METER: LD 870	MICROPHONE: LD 2559	PRE AMP: LD 900B	NOTES: skies: overcast
SERIAL #: 870A0128	SERIAL #: 2206	SERIAL #: 2770	
CALIBRATOR: CA250 / SN 2127	CALIBRATION/OFFSET, dB: 114.0 / 23.7	TIME: 09:08	
METER SETTINGS: A-weighted, slow, 30 minute intervals			

TIME START	TIME DURATION	L_1	L_{10}	L_{25}	L_{50}	L_{90}	L_{99}	L_{MIN}	L_{MAX}	L_{eq}	NOTES:
09:16:43	24 hrs										

SKETCH

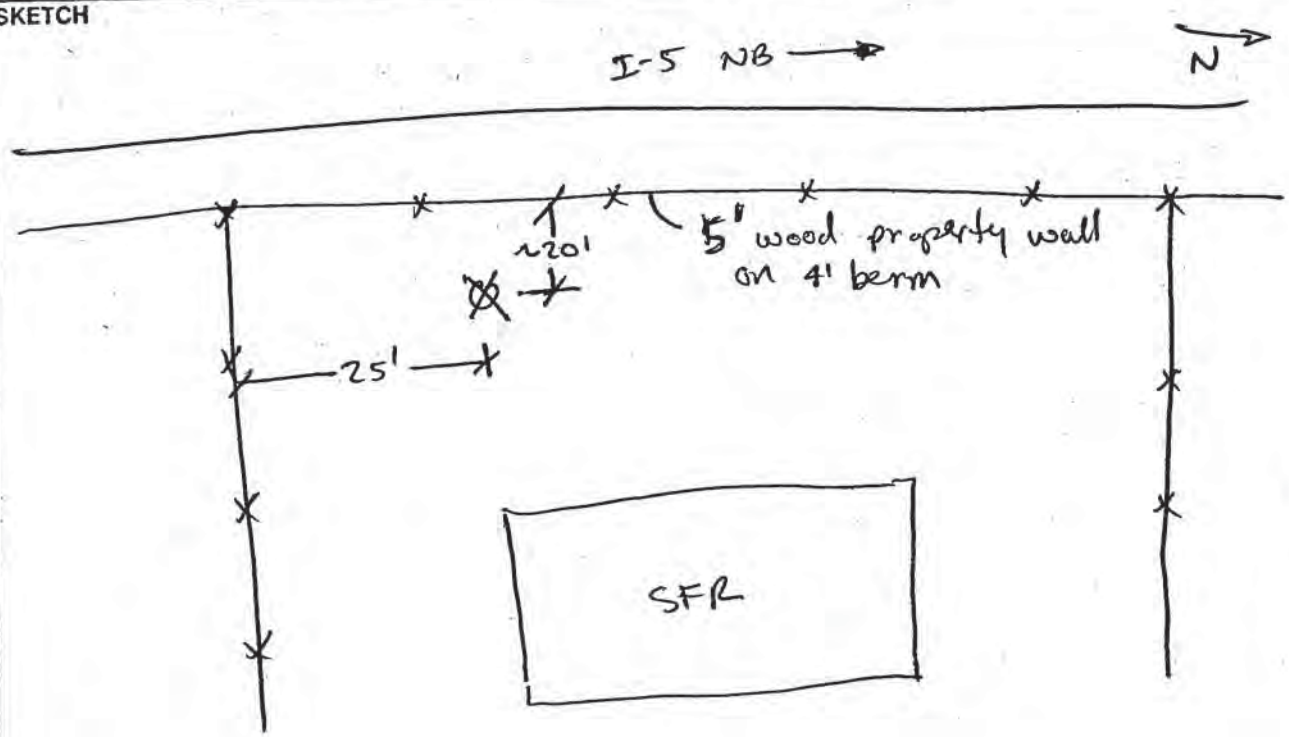

PARSONS

Site LT7.2 Hourly Noise Levels, $L_{eq}(h)$

Location: 679 Solana Glen Court, Solana Beach
Position: Rear Yard
Sources: I-5 Traffic
Date: 3/29 – 3/30

TIME	$L_{eq(h)}$ dBA
10:00 - 11:00 AM	62
11:00 - 12:00 PM	62
12:00 - 01:00 PM	60
01:00 - 02:00 PM	60
02:00 - 03:00 PM	60
03:00 - 04:00 PM	60
04:00 - 05:00 PM	63
05:00 - 06:00 PM	64
06:00 - 07:00 PM	66
07:00 - 08:00 PM	68
08:00 - 09:00 PM	68
09:00 - 10:00 PM	67
10:00 - 11:00 PM	65
11:00 - 12:00 AM	65
12:00 - 01:00 AM	63
01:00 - 02:00 AM	63
02:00 - 03:00 AM	62
03:00 - 04:00 AM	62
04:00 - 05:00 AM	64
05:00 - 06:00 AM	69
06:00 - 07:00 AM	69
07:00 - 08:00 AM	67
08:00 - 09:00 AM	64
09:00 - 10:00 AM	64
10:00 - 11:00 AM	64
11:00 - 12:00 PM	63
12:00 - 01:00 PM	64
01:00 - 02:00 PM	64
02:00 - 03:00 PM	66

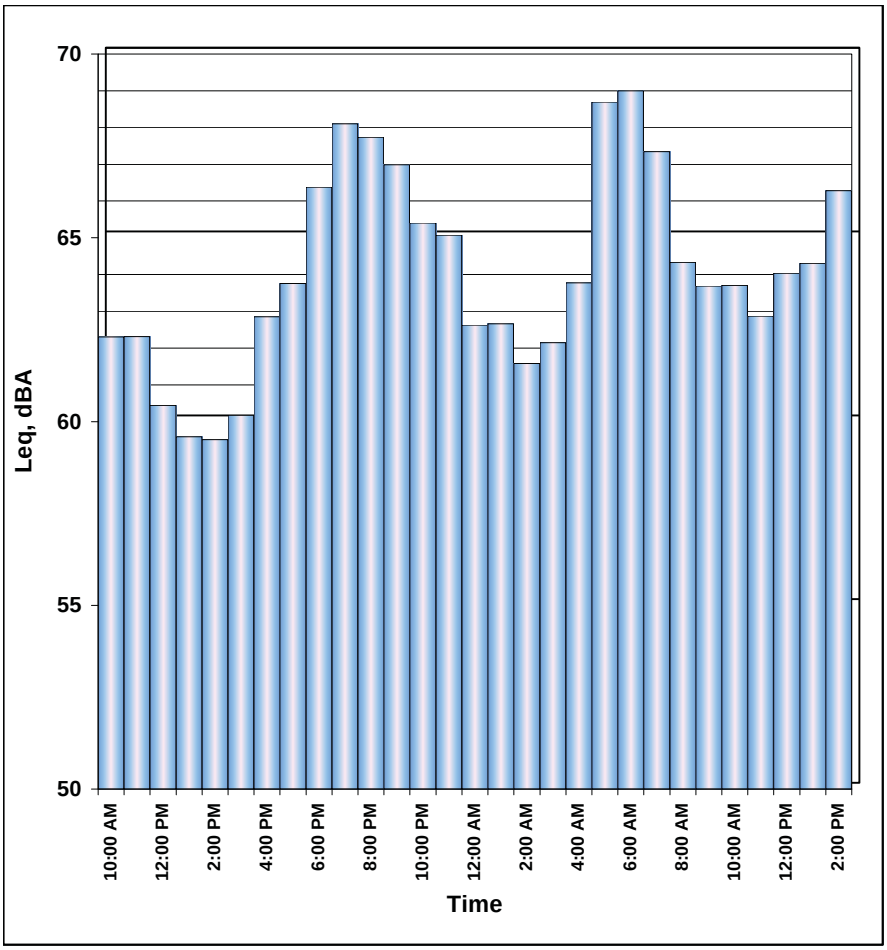

NOTES:

See attached Noise Measurement Form.

NOISE MEASUREMENT FORM

PROJECT: I-5/I-805 San Diego	ENGINEER/TECHNICIAN: Emery Tuttle	DATE: 3-29-04
LOCATION: 679 SOLANA GLEN CT S.F.		SITE NO.: LT7.2

SOUND LEVEL METER:	MICROPHONE:	PRE AMP:	NOTES:
LD 820	1/2" R.I.	828	TEMP: 84°F
SERIAL #: 1177	SERIAL #:	SERIAL #: 1629	WIND: 2-4mph N.
CALIBRATOR: CA250	CALIBRATION/OFFSET, dB: 114.0/114.0	TIME: 10:30A	HUM: 17%
METER SETTINGS: A-WTD, SLOW, 20-MIN INTERVALS			SKIES: CLEAR

TIME START	TIME DURATION	L_1	L_{10}	L_{25}	L_{50}	L_{90}	L_{99}	L_{MIN}	L_{MAX}	L_{eq}	NOTES:
10:40A	27-HRS										PHOTO #32

SKETCH

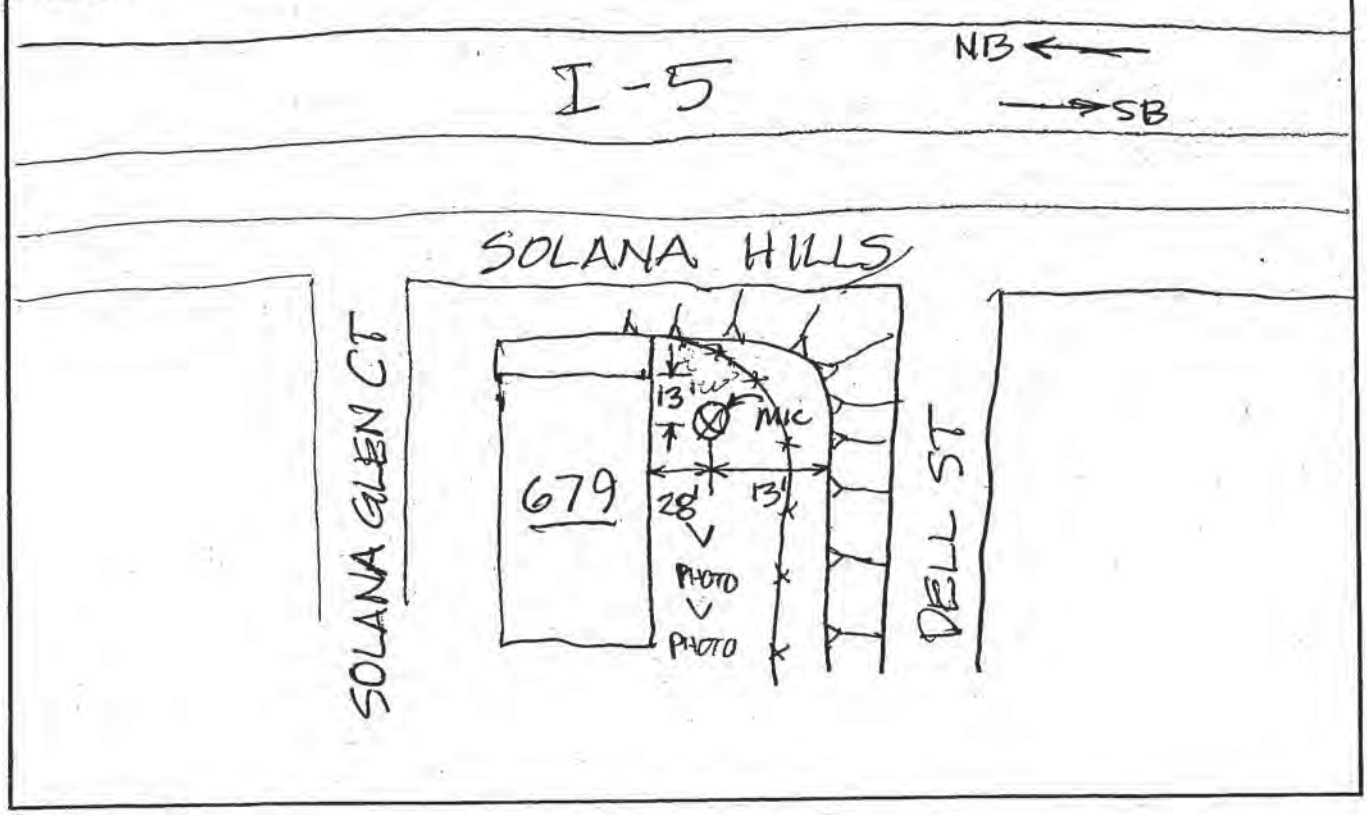

PARSONS

Site LT8.1 Hourly Noise Levels, $L_{eq}(h)$

Location: 2136 Bullrush Lane, Encinitas
Position: Rear Yard
Sources: I-5 Traffic
Date: 3/25 – 3/26

TIME	$L_{eq(h)}$ dBA
12:00 - 01:00 PM	75
01:00 - 02:00 PM	75
02:00 - 03:00 PM	75
03:00 - 04:00 PM	73
04:00 - 05:00 PM	72
05:00 - 06:00 PM	73
06:00 - 07:00 PM	73
07:00 - 08:00 PM	73
08:00 - 09:00 PM	73
09:00 - 10:00 PM	73
10:00 - 11:00 PM	71
11:00 - 12:00 AM	70
12:00 - 01:00 AM	68
01:00 - 02:00 AM	66
02:00 - 03:00 AM	65
03:00 - 04:00 AM	66
04:00 - 05:00 AM	69
05:00 - 06:00 AM	74
06:00 - 07:00 AM	74
07:00 - 08:00 AM	72
08:00 - 09:00 AM	72
09:00 - 10:00 AM	73
10:00 - 11:00 AM	74
11:00 - 12:00 PM	74
12:00 - 01:00 PM	75
01:00 - 02:00 PM	75
02:00 - 03:00 PM	74
03:00 - 04:00 PM	72
04:00 - 05:00 PM	71

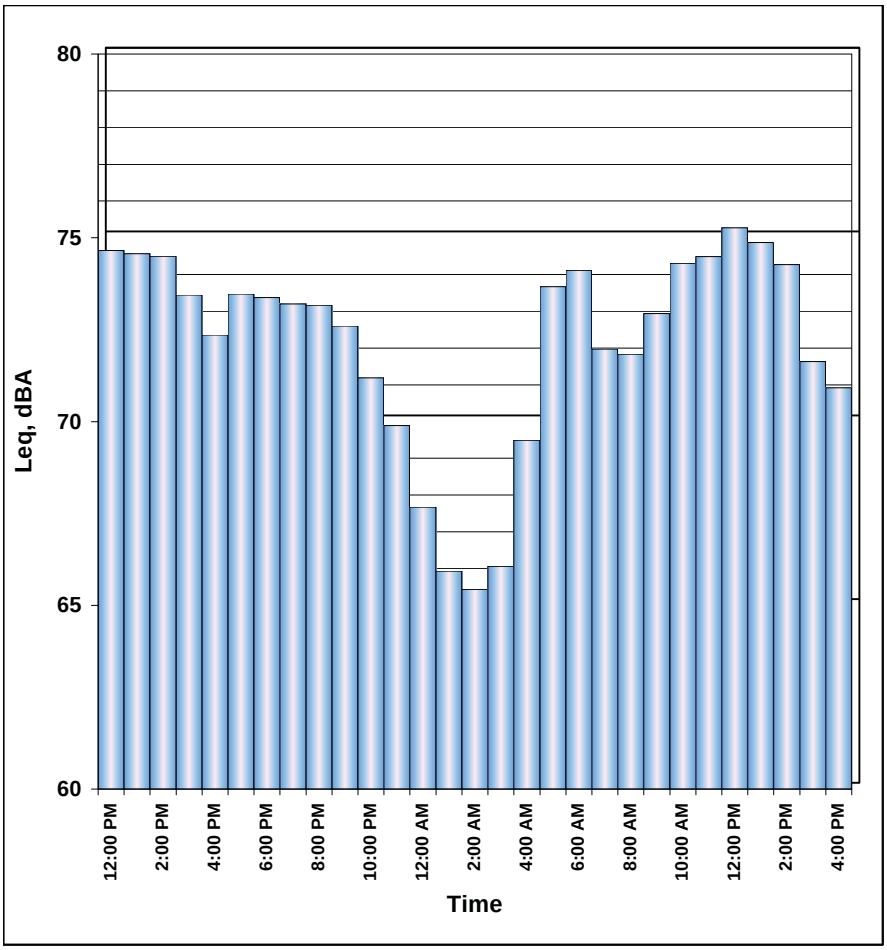

NOTES:

See attached Noise Measurement Form.

NOISE MEASUREMENT FORM

PROJECT:	ENGINEER/TECHNICIAN:	DATE:
I-5/I-805 San Diego	Joel Vazquez / ET	3/25/04

LOCATION:	SITE NO.:
2136 Bullrush Lane	LT 8.1

SOUND LEVEL METER:	MICROPHONE:	PRE AMP:	NOTES:
LD 820	GRAS 40AQ	LD900B	T: 73.5
SERIAL #: 1177	SERIAL #: 16967	SERIAL #: 1629	H: 51%
			W: 1.8 mph, NW
CALIBRATOR: CA250 / SN2486	CALIBRATION/OFFSET, dB: 114.0 / 7.9	TIME: 12:34:00	Residencies elevated
METER SETTINGS: A-weighted slow, 20 minute intervals			Photo: 22, 23 Emery's camera

TIME START	TIME DURATION	L_1	L_{10}	L_{25}	L_{50}	L_{90}	L_{99}	L_{MIN}	L_{MAX}	L_{eq}	NOTES:
12:37:00	27.5 hrs										

SKETCH

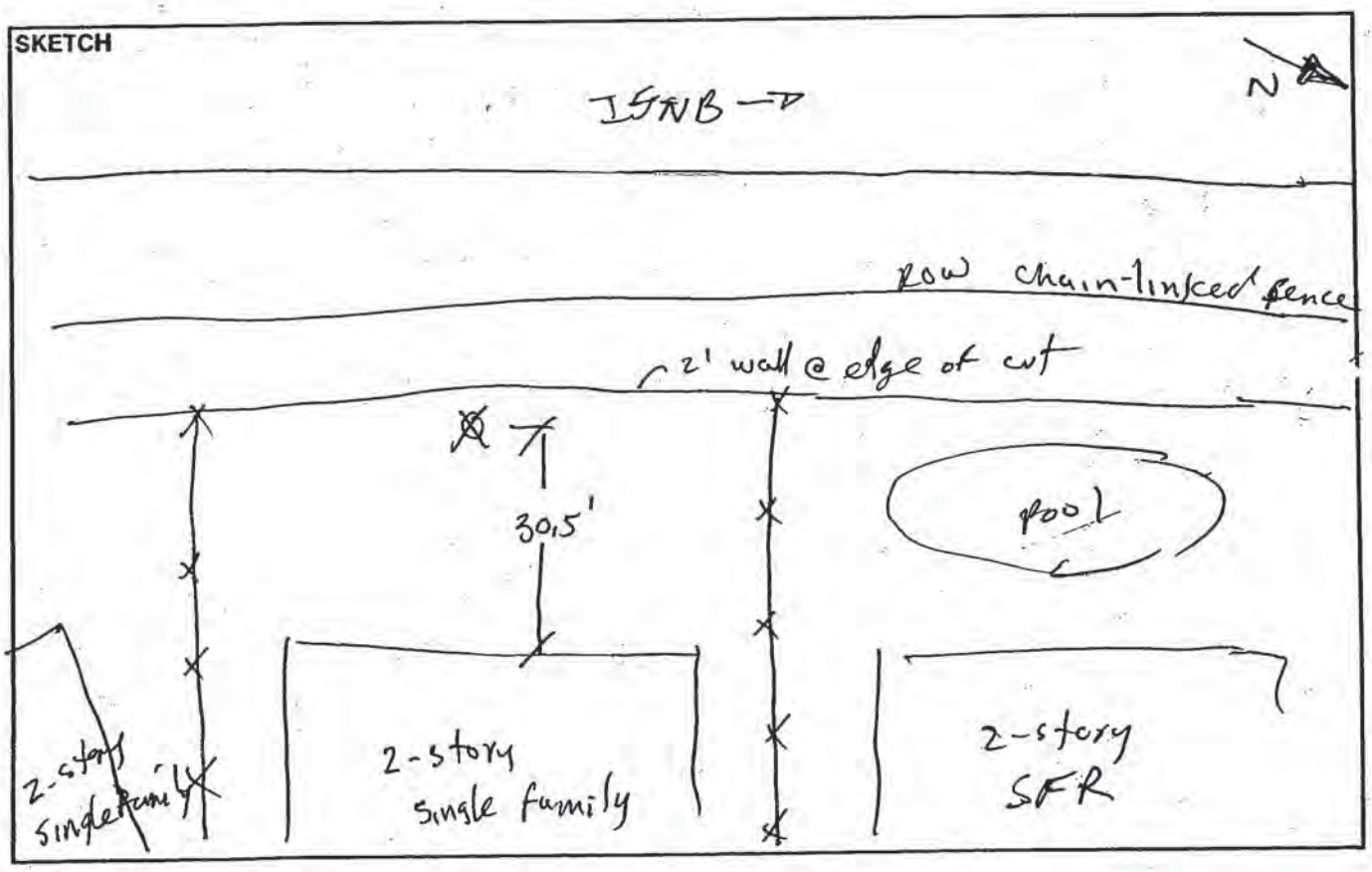

PARSONS

Site LT8.2 Hourly Noise Levels, $L_{eq}(h)$

Location: 1932 Playa Rivera Drive, Encinitas
Position: Rear Yard
Sources: I-5 Traffic
Date: 3/25 – 3/26

TIME	$L_{eq(h)}$ dBA
10:00 - 11:00 AM	77
11:00 - 12:00 PM	77
12:00 - 01:00 PM	77
01:00 - 02:00 PM	77
02:00 - 03:00 PM	77
03:00 - 04:00 PM	76
04:00 - 05:00 PM	75
05:00 - 06:00 PM	76
06:00 - 07:00 PM	76
07:00 - 08:00 PM	76
08:00 - 09:00 PM	75
09:00 - 10:00 PM	75
10:00 - 11:00 PM	74
11:00 - 12:00 AM	72
12:00 - 01:00 AM	70
01:00 - 02:00 AM	69
02:00 - 03:00 AM	69
03:00 - 04:00 AM	69
04:00 - 05:00 AM	72
05:00 - 06:00 AM	75
06:00 - 07:00 AM	76
07:00 - 08:00 AM	76
08:00 - 09:00 AM	76
09:00 - 10:00 AM	77
10:00 - 11:00 AM	77
11:00 - 12:00 PM	78
12:00 - 01:00 PM	77
01:00 - 02:00 PM	77
02:00 - 03:00 PM	76
03:00 - 04:00 PM	76

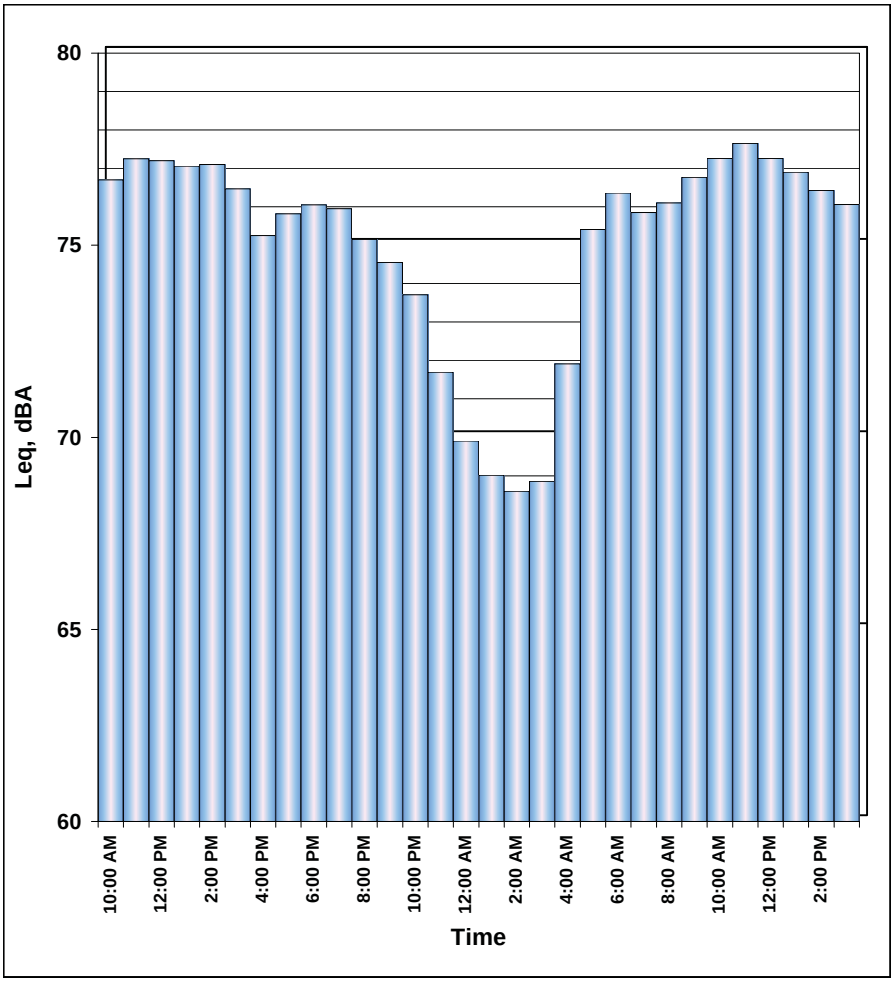

NOTES:

See attached Noise Measurement Form.

NOISE MEASUREMENT FORM

PROJECT: I-5/I-805 San Diego	ENGINEER/TECHNICIAN: Joel Vazquez	DATE: 3/25/04
LOCATION: 1932 Playa Reviera Dr. (3rd house from end		SITE NO.: LT 8.2

SOUND LEVEL METER: LD870	MICROPHONE: LD4134	PRE AMP: LD900B	NOTES:
SERIAL #: 870A0344	SERIAL #: 342068	SERIAL #: 3095	
CALIBRATOR:	CALIBRATION/OFFSET, dB: 114.0 / 21.3	TIME: 10:41:55	Receiver elevated
METER SETTINGS: A-weighted, slow, 30 minute intervals			Photo: 6, 7

TIME START	TIME DURATION	L_1	L_{10}	L_{25}	L_{50}	L_{90}	L_{99}	L_{MIN}	L_{MAX}	L_{eq}	NOTES:
10:54:00	28.5 hrs										

SKETCH

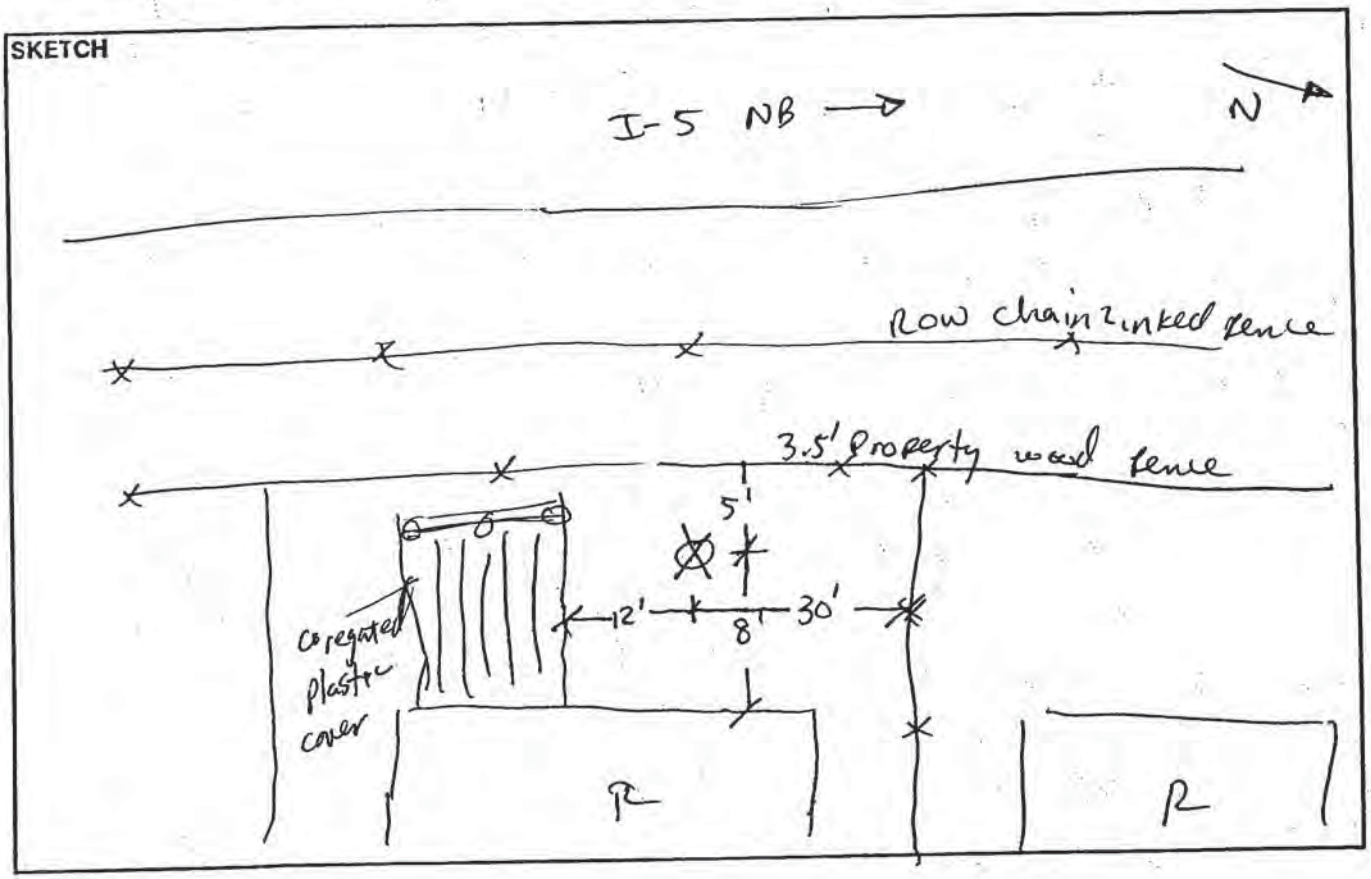

PARSONS

Site LT9.1 Hourly Noise Levels, $L_{eq}(h)$

Location: 1633 MacKinnon Avenue, Encinitas
Position: Rear Yard
Sources: I-5 Traffic
Date: 3/25 – 3/26

TIME	$L_{eq(h)}$ dBA	
10:00 - 11:00 AM	67	
11:00 - 12:00 PM	68	
12:00 - 01:00 PM	68	
01:00 - 02:00 PM	68	
02:00 - 03:00 PM	69	
03:00 - 04:00 PM	69	
04:00 - 05:00 PM	68	
05:00 - 06:00 PM	68	
06:00 - 07:00 PM	69	
07:00 - 08:00 PM	69	
08:00 - 09:00 PM	70	
09:00 - 10:00 PM	69	
10:00 - 11:00 PM	69	
11:00 - 12:00 AM	67	
12:00 - 01:00 AM	65	
01:00 - 02:00 AM	64	
02:00 - 03:00 AM	63	
03:00 - 04:00 AM	63	
04:00 - 05:00 AM	66	
05:00 - 06:00 AM	69	
06:00 - 07:00 AM	70	
07:00 - 08:00 AM	69	
08:00 - 09:00 AM	68	*
09:00 - 10:00 AM	68	
10:00 - 11:00 AM	69	
11:00 - 12:00 PM	69	
12:00 - 01:00 PM	69	
01:00 - 02:00 PM	69	
02:00 - 03:00 PM	69	
03:00 - 04:00 PM	68	

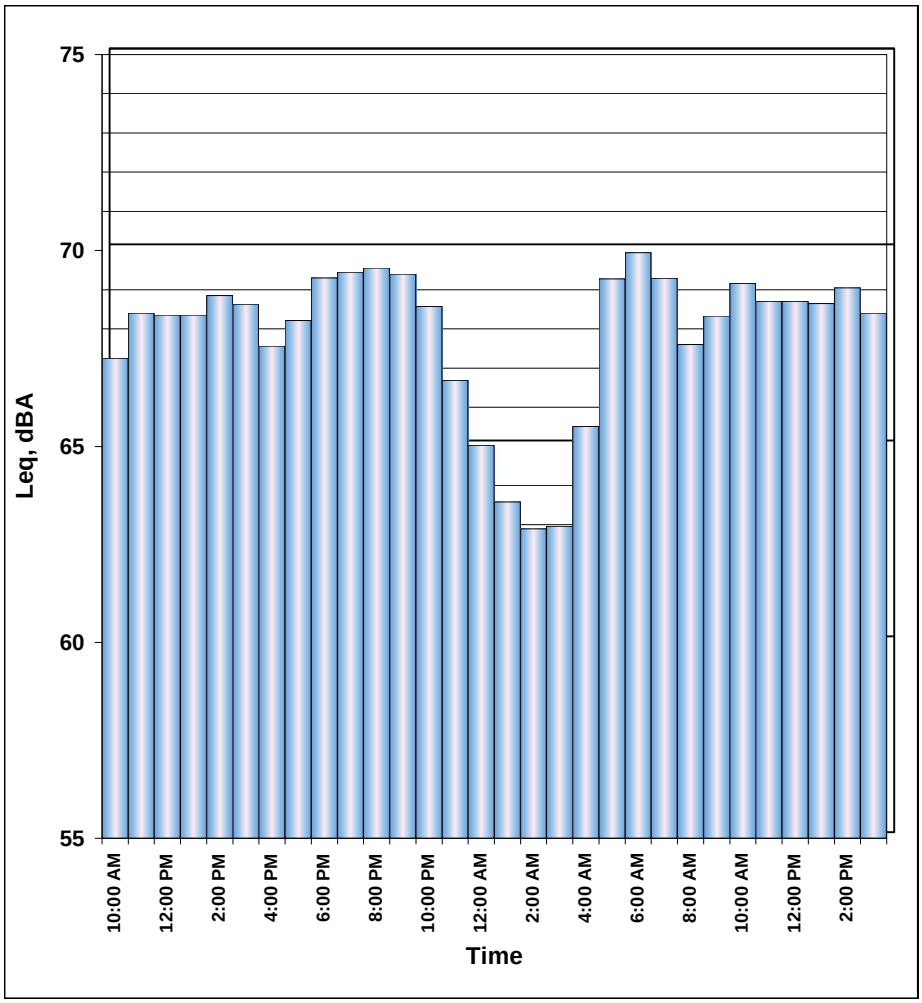

NOTES:

See attached Noise Measurement Form.

* A 30-minute L_{eq} was used for this hour due to unrelated noise interference during the remaining 30-minutes of the hour interval.

NOISE MEASUREMENT FORM

PROJECT: I-5/I-805 San Diego	ENGINEER/TECHNICIAN: Joel Vazquez	DATE: 3/25/09
LOCATION: 1633 Mackinnon Avenue		SITE NO.: LT9.1

SOUND LEVEL METER: LD 870	MICROPHONE: LD 2559	PRE AMP: LD900B	NOTES:
SERIAL #: 870A0496	SERIAL #: 1785	SERIAL #: 3202	
CALIBRATOR:	CALIBRATION/OFFSET, dB: 114.0 / 19.5	TIME: 10:16:45	Receivers elevated
METER SETTINGS: A-weighted, slow, 30 minute intervals			Photo: 5

TIME START	TIME DURATION	L_1	L_{10}	L_{25}	L_{50}	L_{90}	L_{99}	L_{MIN}	L_{MAX}	L_{eq}	NOTES:
10:19:00	28.5hrs										

SKETCH

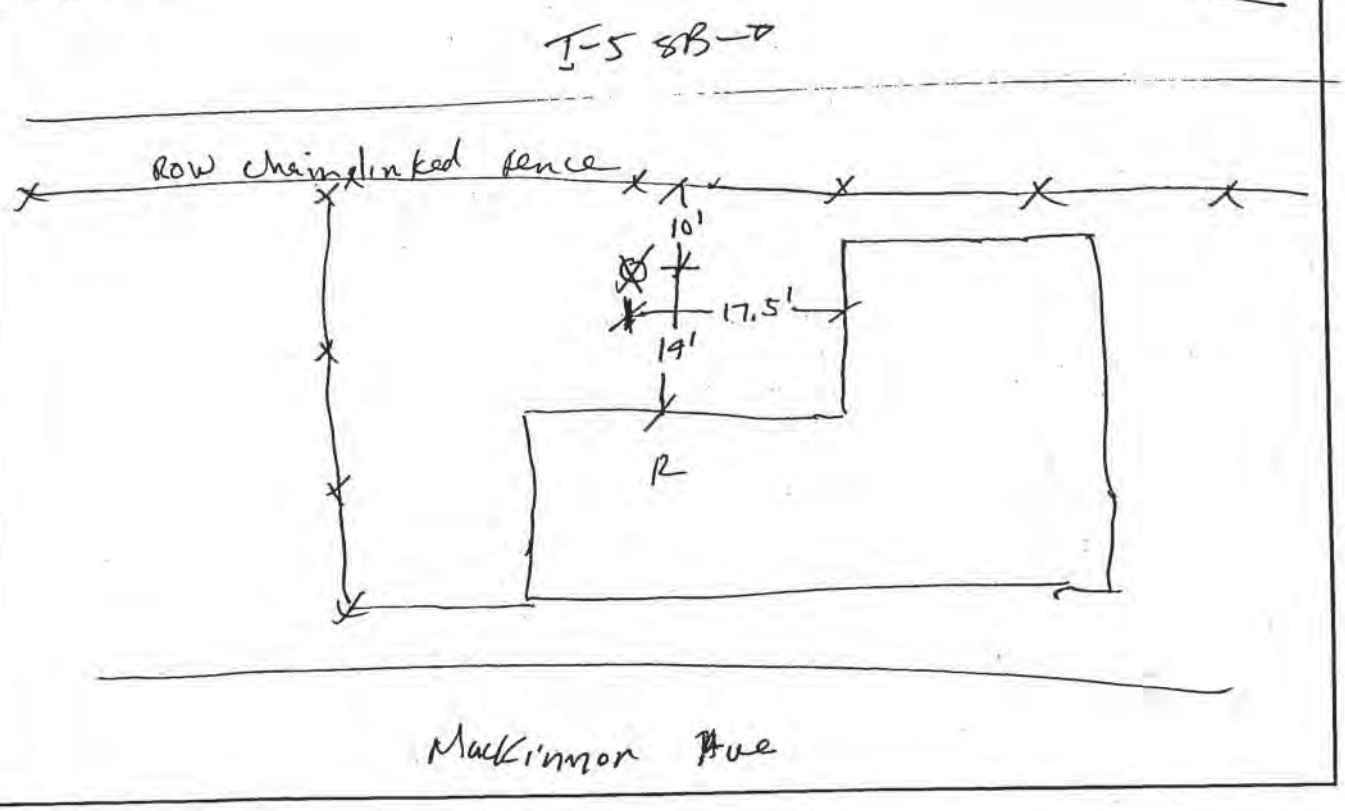

PARSONS

Site LT9.2 Hourly Noise Levels, $L_{eq}(h)$

Location: 1360 Loch Lomond Drive, Encinitas
Position: Rear Yard
Sources: I-5 Traffic
Date: 3/31 – 4/01

TIME	$L_{eq(h)}$ dBA
04:00 - 05:00 PM	67
05:00 - 06:00 PM	66
06:00 - 07:00 PM	70
07:00 - 08:00 PM	70
08:00 - 09:00 PM	69
09:00 - 10:00 PM	69
10:00 - 11:00 PM	67
11:00 - 12:00 AM	66
12:00 - 01:00 AM	64
01:00 - 02:00 AM	63
02:00 - 03:00 AM	62
03:00 - 04:00 AM	63
04:00 - 05:00 AM	66
05:00 - 06:00 AM	69
06:00 - 07:00 AM	71
07:00 - 08:00 AM	71
08:00 - 09:00 AM	71
09:00 - 10:00 AM	72
10:00 - 11:00 AM	71
11:00 - 12:00 PM	71
12:00 - 01:00 PM	71
01:00 - 02:00 PM	71
02:00 - 03:00 PM	71
03:00 - 04:00 PM	72
04:00 - 05:00 PM	69

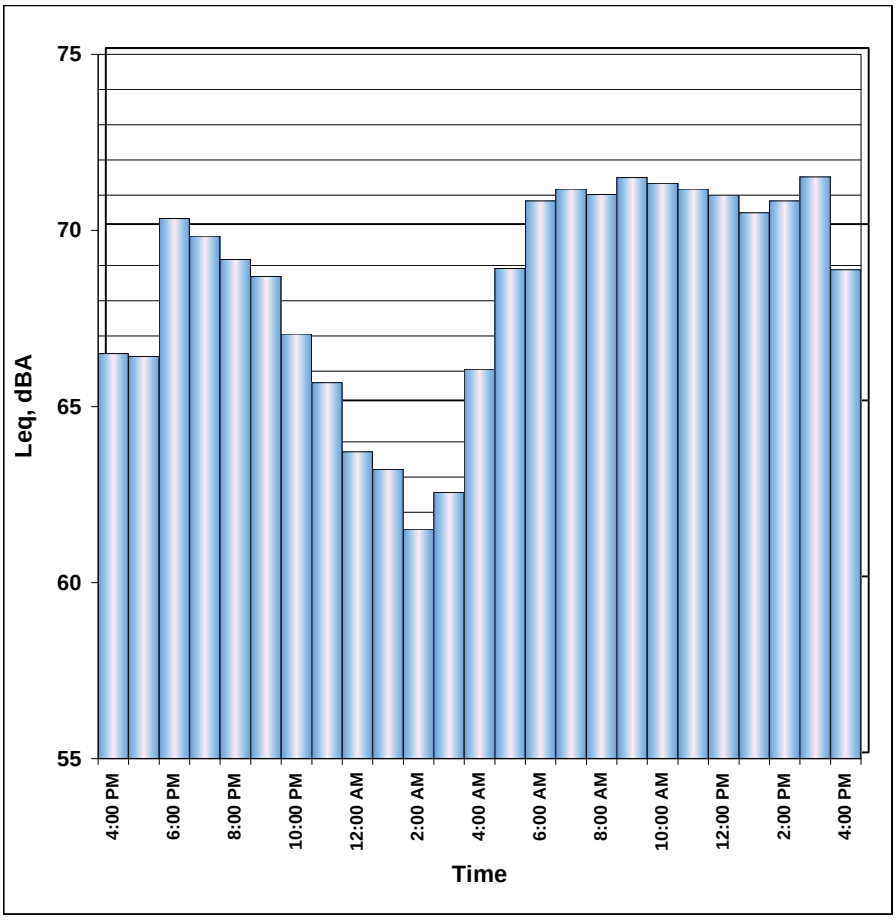

NOTES:

See attached Noise Measurement Form.

NOISE MEASUREMENT FORM

PROJECT: I-5/I-805 San Diego	ENGINEER/TECHNICIAN: Emery Tuttle	DATE: 3-31-04
LOCATION: 1360 LOCH LOMOND DRIVE S.F.		SITE NO.: LT 9.2

SOUND LEVEL METER: LD 700	MICROPHONE: —	PRE AMP: —	NOTES: TEMP: 63°F WIND: 0-2MPH N. HUM: 66% SKIES: CLEAR
SERIAL #: 2247	SERIAL #: —	SERIAL #: —	
CALIBRATOR: CA250	CALIBRATION/OFFSET, dB: 114.0/114.0	TIME: 4:30P	
METER SETTINGS: A-WTD, SLOW, 20-MIN INTV			

TIME START	TIME DURATION	L_1	L_{10}	L_{25}	L_{50}	L_{90}	L_{99}	L_{MIN}	L_{MAX}	L_{eq}	NOTES:
4:40P	24-HRS										PHOTOS # 54 & 55

SKETCH

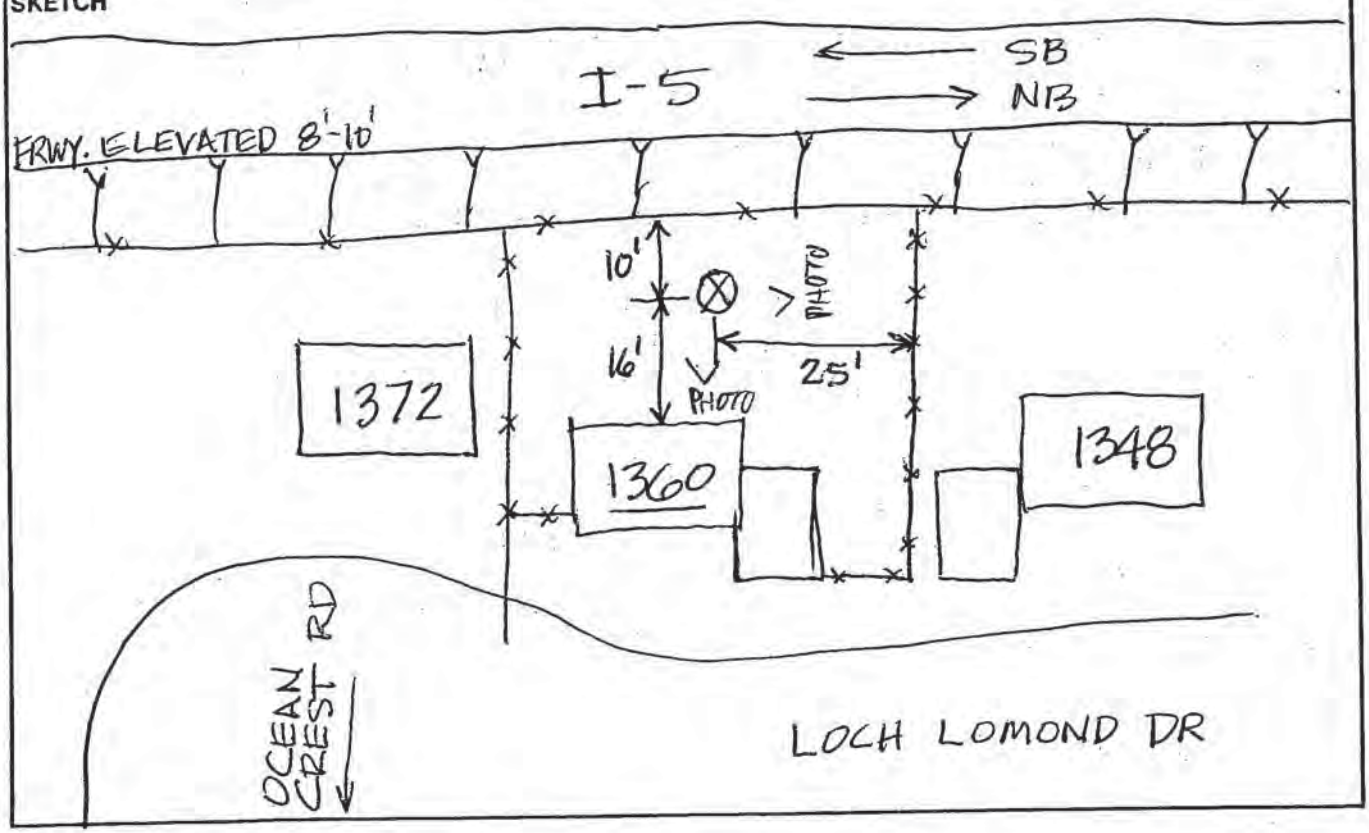

PARSONS

Site LT10.1 Hourly Noise Levels, $L_{eq}(h)$

Location: 826 Devonshire Drive, Encinitas
Position: Rear Yard
Sources: I-5 Traffic
Date: 3/25 – 3/26

TIME	$L_{eq(h)}$ dBA
11:00 - 12:00 PM	66
12:00 - 01:00 PM	66
01:00 - 02:00 PM	66
02:00 - 03:00 PM	67
03:00 - 04:00 PM	70
04:00 - 05:00 PM	67
05:00 - 06:00 PM	68
06:00 - 07:00 PM	70
07:00 - 08:00 PM	70
08:00 - 09:00 PM	71
09:00 - 10:00 PM	71
10:00 - 11:00 PM	70
11:00 - 12:00 AM	68
12:00 - 01:00 AM	67
01:00 - 02:00 AM	65
02:00 - 03:00 AM	64
03:00 - 04:00 AM	64
04:00 - 05:00 AM	66
05:00 - 06:00 AM	70
06:00 - 07:00 AM	70
07:00 - 08:00 AM	66
08:00 - 09:00 AM	64
09:00 - 10:00 AM	65
10:00 - 11:00 AM	67
11:00 - 12:00 PM	67
12:00 - 01:00 PM	67
01:00 - 02:00 PM	67
02:00 - 03:00 PM	68

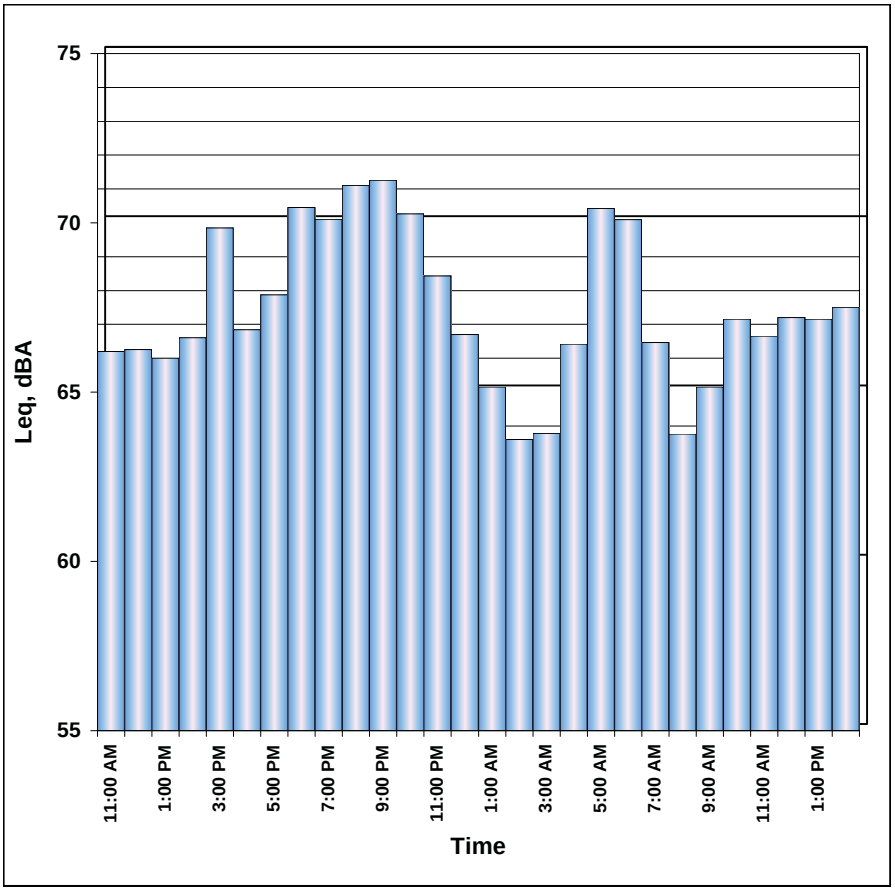

NOTES:

See attached Noise Measurement Form.

NOISE MEASUREMENT FORM

PROJECT:	ENGINEER/TECHNICIAN:	DATE:
I-5/I-805 San Diego	Joel Vazquez	3/25/04 / 4/01/04

LOCATION:	SITE NO.:
826 Devonshire Dr. / 824 Devonshire Dr.	LT 10.1

SOUND LEVEL METER:	MICROPHONE:	PRE AMP:	NOTES:
LD 870	LD 2559	LD 900B	T: 63.8°F
SERIAL #: 870A0128	SERIAL #: 2313	SERIAL #: 3203	W: 0.7 mph, NW
CALIBRATOR: CA-250/SN2127	CALIBRATION/OFFSET, dB: 114.0 / 22.6	TIME: 11:44:31	H: 67%
METER SETTINGS: A-weighted, slow, 30 minute intervals	114.0 / 114.0	12:15:04	Stairs: Freeway depressed
			Photo: 8, 22

	TIME START	TIME DURATION	L_1	L_{10}	L_{25}	L_{50}	L_{90}	L_{99}	L_{MIN}	L_{MAX}	L_{eq}	NOTES:
3/25	11:48:00	26 hrs										
4/01	12:21:14	20 min	71.5	70.5	70.0	69.0	67.5	66.5	66.0	73.5	69.5	

SKETCH

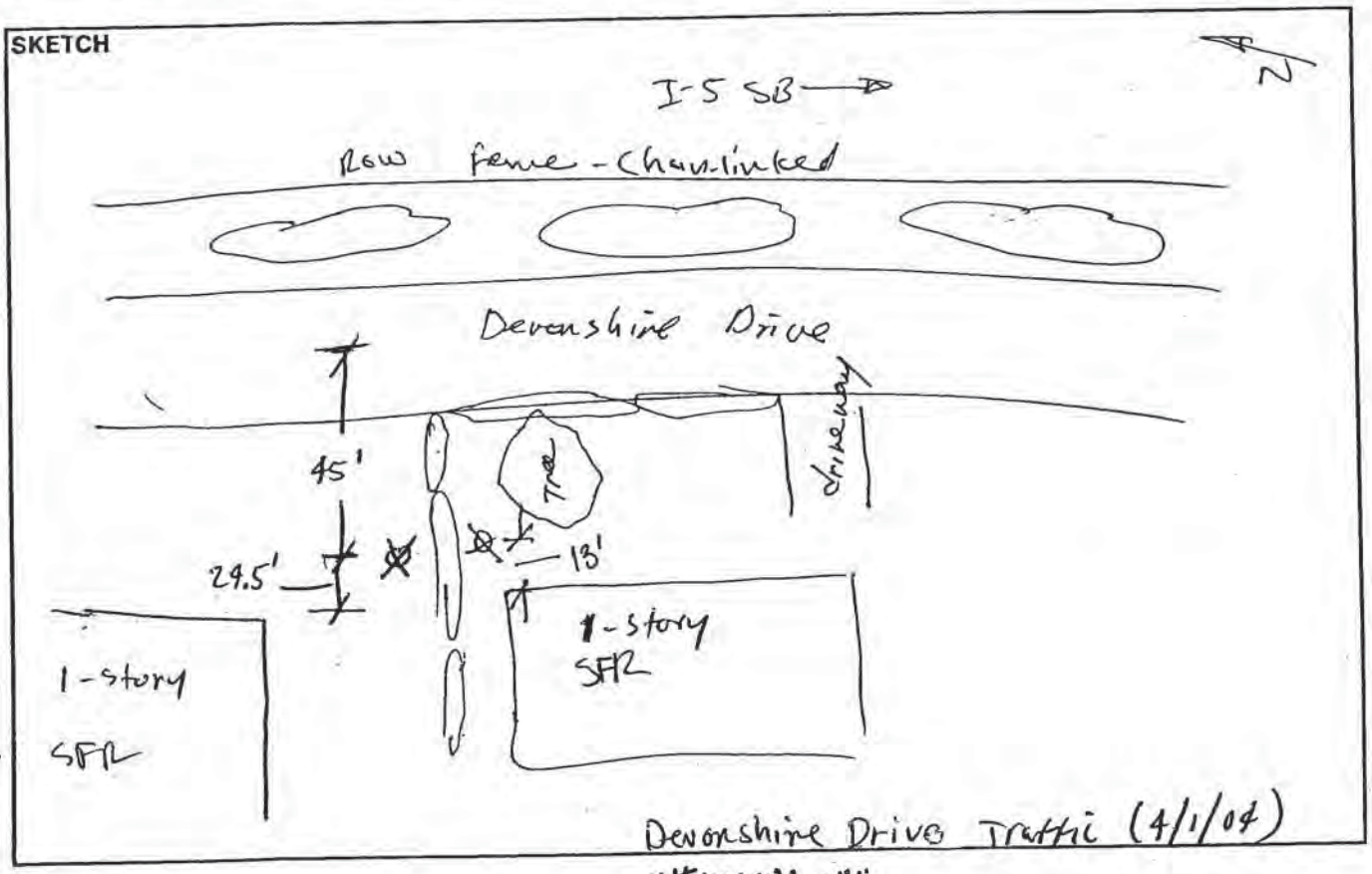

PARSONS

Site LT10.1A Hourly Noise Levels, $L_{eq}(h)$

Location: 768 Devonshire Drive, Encinitas
Position: Residential Yard
Sources: Traffic on I-5
Date: 09/21/04 - 09/23/04

TIME	$L_{eq(h)}$ dBA
07:00 - 08:00 PM	76
08:00 - 09:00 PM	75
09:00 - 10:00 PM	75
10:00 - 11:00 PM	74
11:00 - 12:00 AM	72
12:00 - 01:00 AM	71
01:00 - 02:00 AM	70
02:00 - 03:00 AM	69
03:00 - 04:00 AM	69
04:00 - 05:00 AM	72
05:00 - 06:00 AM	76
06:00 - 07:00 AM	76
07:00 - 08:00 AM	73
08:00 - 09:00 AM	72
09:00 - 10:00 AM	73
10:00 - 12:00 AM	75
(meter powered off)	
04:00 - 05:00 PM	74
05:00 - 06:00 PM	77
06:00 - 07:00 PM	77
07:00 - 08:00 PM	76
08:00 - 09:00 PM	76
09:00 - 10:00 PM	75
10:00 - 11:00 PM	75
11:00 - 12:00 AM	73
12:00 - 01:00 AM	71
01:00 - 02:00 AM	70
02:00 - 03:00 AM	69
03:00 - 04:00 AM	70
04:00 - 05:00 AM	73
05:00 - 06:00 AM	76
06:00 - 07:00 AM	77
07:00 - 08:00 AM	74
08:00 - 09:00 AM	73
09:00 - 10:00 AM	73
10:00 - 11:00 AM	73
11:00 - 12:00 PM	76
12:00 - 12:00 AM	77

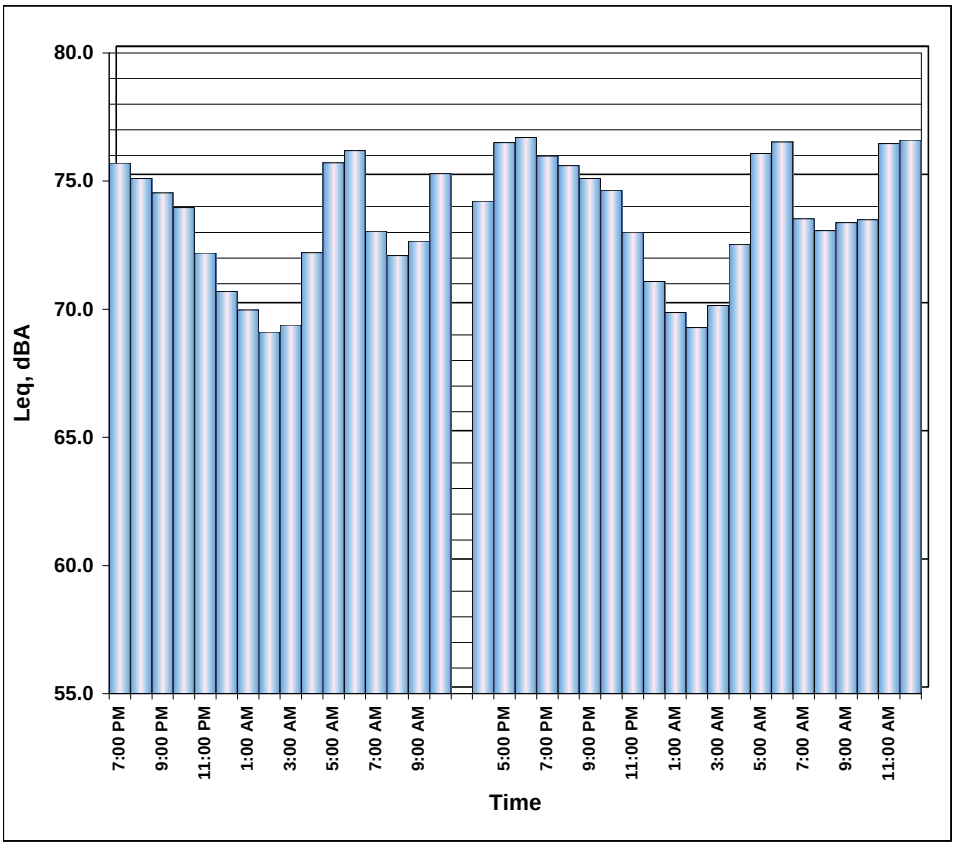

NOTES:

See attached Noise Measurement Form.

NOISE MEASUREMENT FORM

PROJECT:	ENGINEER:	DATE:
I-5	SV	9/21/02

LOCATION:	SITE NO.:
768 DEVONSHIRE DR	LT101A

SOUND LEVEL METER:	MICROPHONE:	PRE AMP:	NOTES:
LD870	2559	900B	LONG-TERM
SERIAL #: 344	SERIAL #: 2029	SERIAL #: 3095	
CALIBRATOR: CA250	CALIBRATION/OFFSET, dB: 114 dB	TIME: 7:02 PM	
METER SETTING: A WEIGHT / SLOW / 20 MIN INTVL			

TIME START	TIME END	L_1	L_{10}	L_{25}	L_{50}	L_{90}	L_{99}	L_{MIN}	L_{MAX}	L_{eq}	NOTES:
19:05											

SKETCH

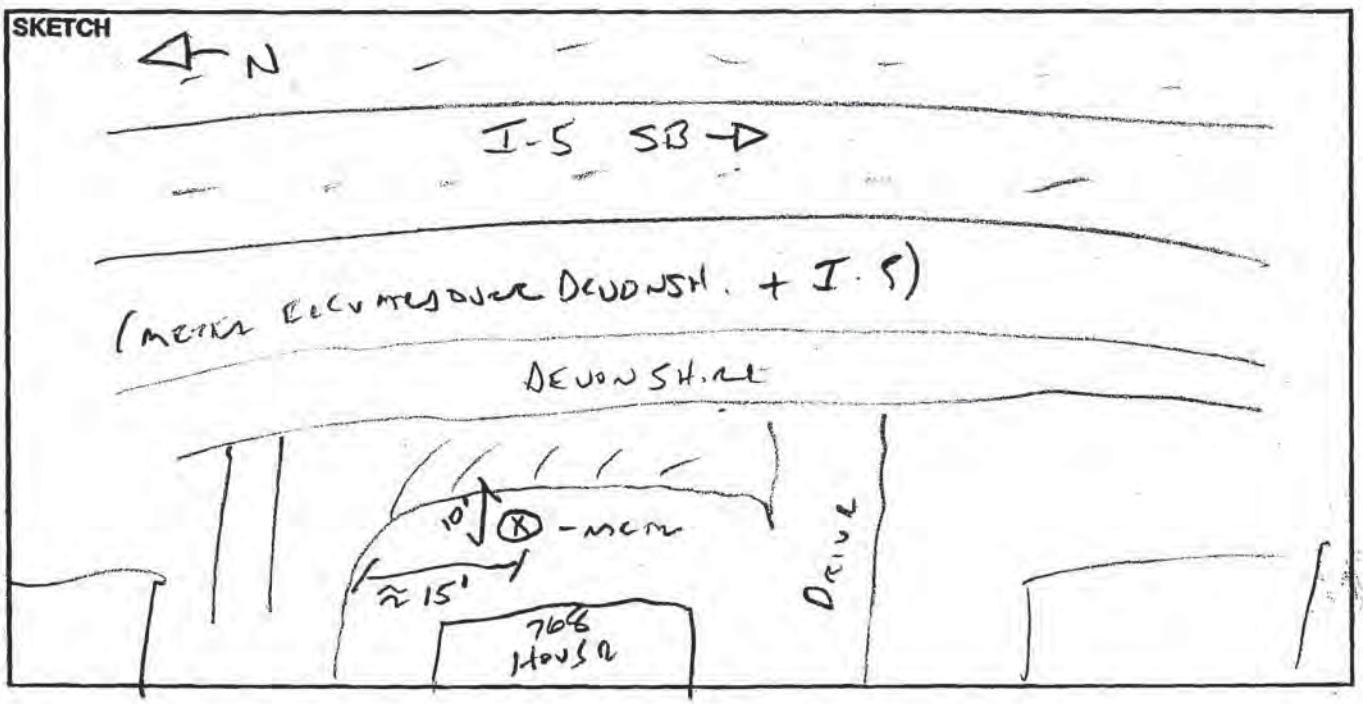

PARSONS

Site LT11.1 Hourly Noise Levels, $L_{eq}(h)$

Location: 709 Ocean View Avenue, Leucadia
Position: Rear Yard
Sources: I-5 Traffic
Date: 3/31 – 4/02 **Note:** See attached Noise Measurement Form.

TIME	$L_{eq(h)}$ dBA
11:00 - 12:00 PM	78
12:00 - 01:00 PM	77
01:00 - 02:00 PM	77
02:00 - 03:00 PM	77
03:00 - 04:00 PM	77
04:00 - 05:00 PM	77
05:00 - 06:00 PM	77
06:00 - 07:00 PM	77
07:00 - 08:00 PM	76
08:00 - 09:00 PM	76
09:00 - 10:00 PM	75
10:00 - 11:00 PM	74
11:00 - 12:00 AM	73
12:00 - 01:00 AM	71
01:00 - 02:00 AM	70
02:00 - 03:00 AM	69
03:00 - 04:00 AM	70
04:00 - 05:00 AM	73
05:00 - 06:00 AM	77
06:00 - 07:00 AM	77
07:00 - 08:00 AM	71
08:00 - 09:00 AM	73
09:00 - 10:00 AM	78
10:00 - 11:00 AM	78
11:00 - 12:00 PM	78
12:00 - 01:00 PM	78
01:00 - 02:00 PM	78
02:00 - 03:00 PM	78
03:00 - 04:00 PM	78
04:00 - 05:00 PM	77
05:00 - 06:00 PM	77
06:00 - 07:00 PM	77
07:00 - 08:00 PM	76
08:00 - 09:00 PM	75
09:00 - 10:00 PM	75
10:00 - 11:00 PM	75
11:00 - 12:00 AM	74
12:00 - 01:00 AM	72
01:00 - 02:00 AM	71
02:00 - 03:00 AM	70
03:00 - 04:00 AM	71
04:00 - 05:00 AM	74
05:00 - 06:00 AM	78
06:00 - 07:00 AM	78
07:00 - 08:00 AM	73
08:00 - 09:00 AM	74
09:00 - 10:00 AM	78
10:00 - 11:00 AM	78
11:00 - 12:00 PM	76
12:00 - 01:00 PM	78
01:00 - 02:00 PM	78

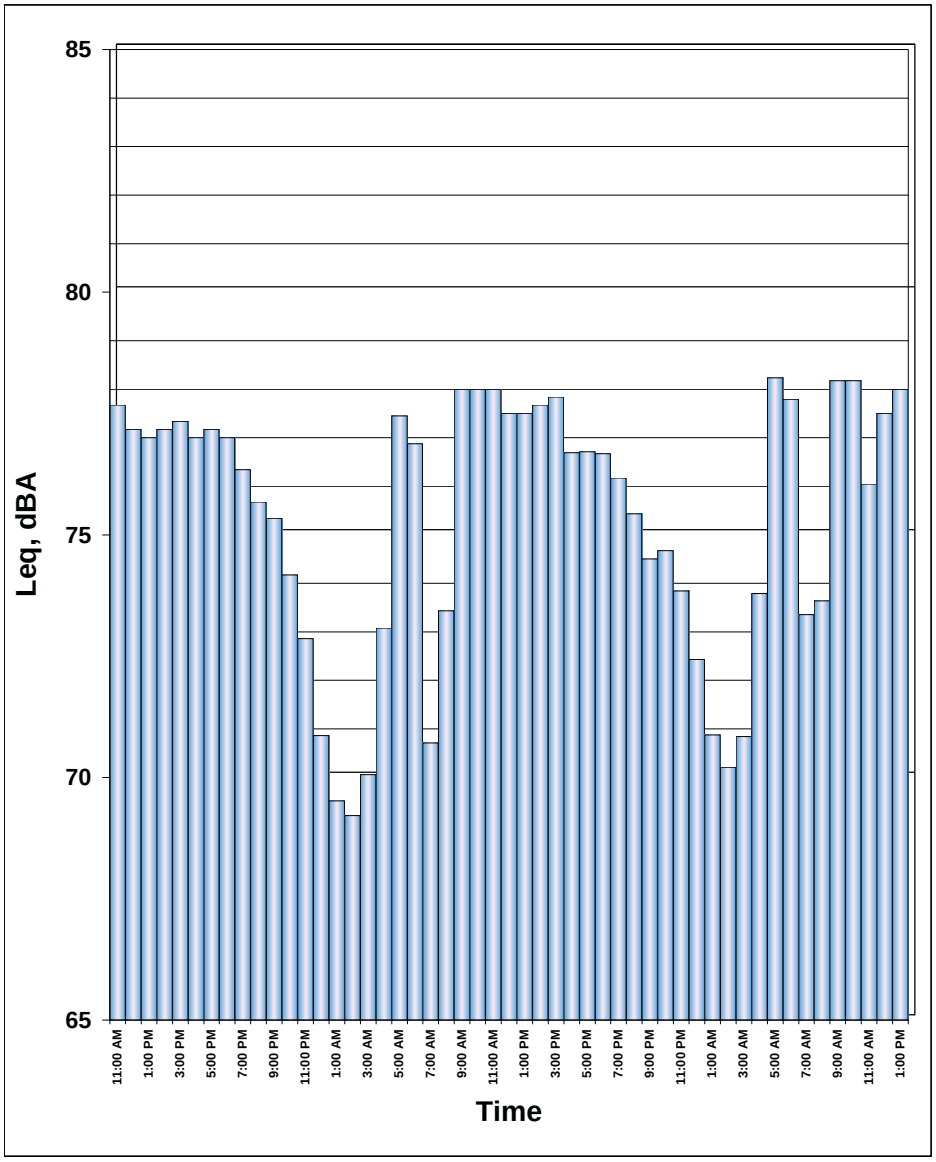

NOTES:

See attached Noise Measurement Form.

NOISE MEASUREMENT FORM

PROJECT: I-5/I-805 San Diego	ENGINEER/TECHNICIAN: Emery Tuttle	DATE: 3-31-04
LOCATION: 709 OCEAN VIEW AVE		SITE NO.: LT 11.1

SOUND LEVEL METER:	MICROPHONE:	PRE AMP:	NOTES:
LD 700	—	—	TEMP: 63°F
SERIAL #: 1673	SERIAL #: —	SERIAL #: —	WIND: 2-6MPH N.
CALIBRATOR: CA250	CALIBRATION/OFFSET, dB: 114.0/114.0	TIME: 10:50A	HUM: 76%
METER SETTINGS: A-WTD, SLOW, 20-MIN INTERVALS			SKIES: OVERCAST

TIME START	TIME DURATION	L_1	L_{10}	L_{25}	L_{50}	L_{90}	L_{99}	L_{MIN}	L_{MAX}	L_{eq}	NOTES:
11:00A	50-HRS										PHOTOS # 52 & 53

SKETCH

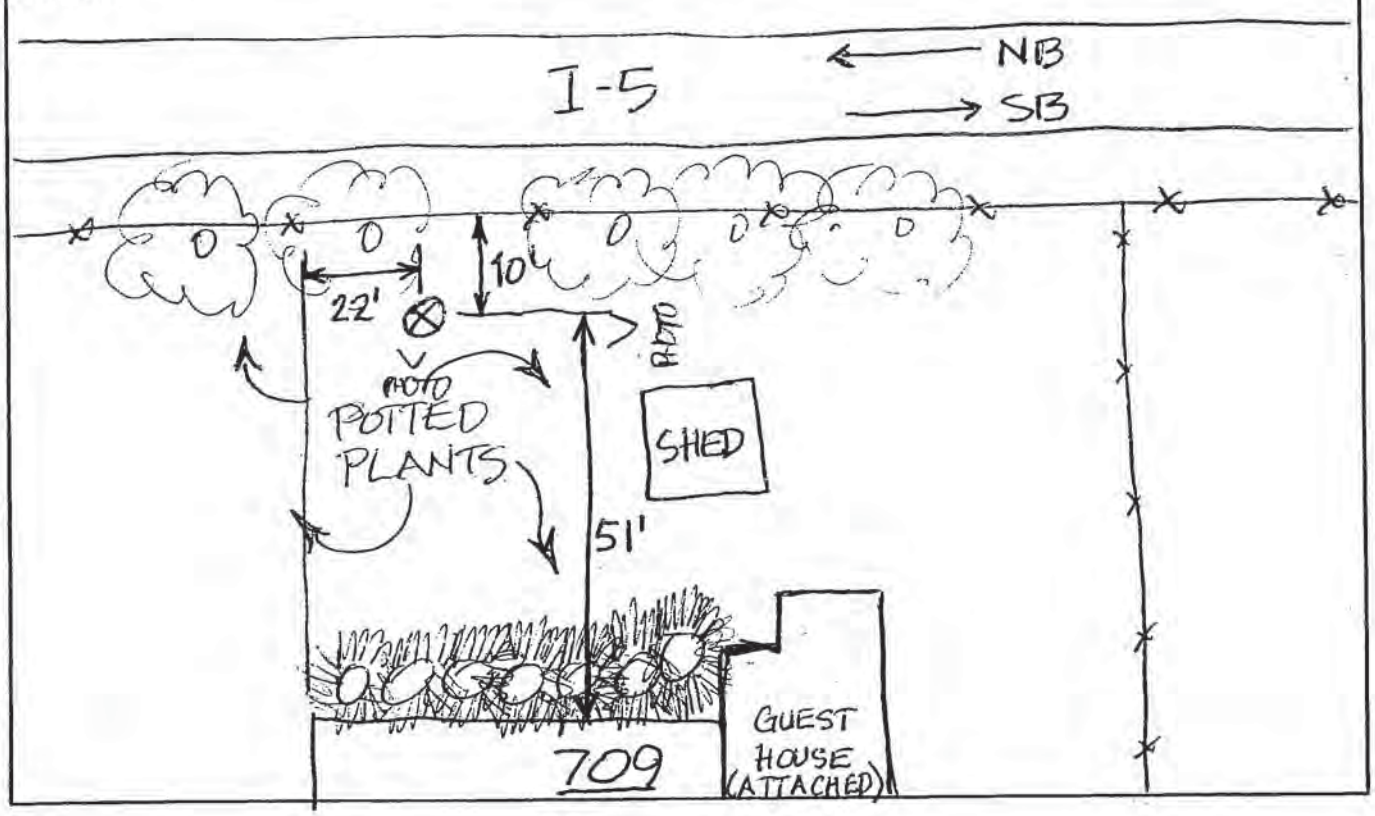

PARSONS

Site LT11.2 Hourly Noise Levels, $L_{eq}(h)$

Location: 796 Clark Avenue, Leucadia
Position: Front Yard
Sources: I-5 Traffic
Date: 3/25 – 3/26

TIME	$L_{eq(h)}$ dBA
12:00 - 01:00 PM	68
01:00 - 02:00 PM	68
02:00 - 03:00 PM	68
03:00 - 04:00 PM	66
04:00 - 05:00 PM	66
05:00 - 06:00 PM	67
06:00 - 07:00 PM	68
07:00 - 08:00 PM	67
08:00 - 09:00 PM	66
09:00 - 10:00 PM	65
10:00 - 11:00 PM	64
11:00 - 12:00 AM	61
12:00 - 01:00 AM	59
01:00 - 02:00 AM	59
02:00 - 03:00 AM	59
03:00 - 04:00 AM	60
04:00 - 05:00 AM	63
05:00 - 06:00 AM	67
06:00 - 07:00 AM	68
07:00 - 08:00 AM	68
08:00 - 09:00 AM	67
09:00 - 10:00 AM	70
10:00 - 11:00 AM	70
11:00 - 12:00 PM	69
12:00 - 01:00 PM	69
01:00 - 02:00 PM	68
02:00 - 03:00 PM	66
03:00 - 04:00 PM	65
04:00 - 05:00 PM	63

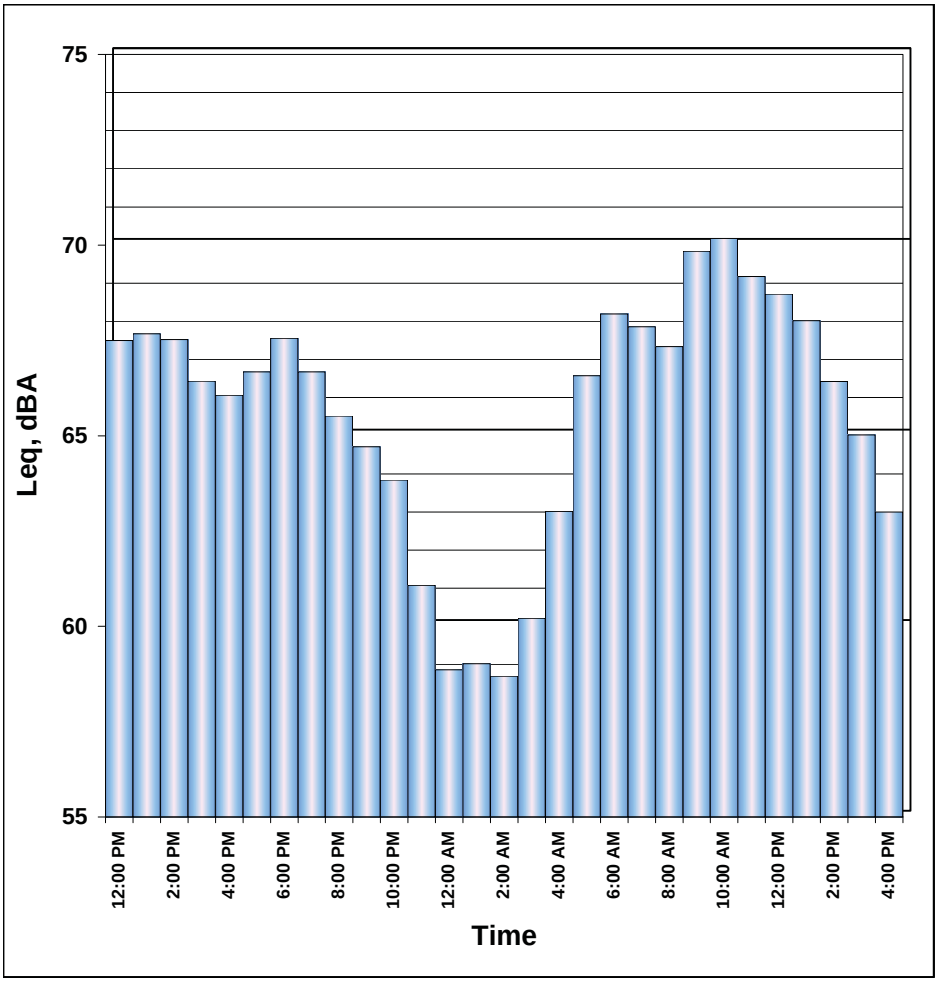

NOTES:

See attached Noise Measurement Form.

NOISE MEASUREMENT FORM

PROJECT: I-5/I-805 San Diego	ENGINEER/TECHNICIAN: Emery Tuttle	DATE: 3-25-04
LOCATION: 796 CLARK AVE. S.F.		SITE NO.: LT 11.2

SOUND LEVEL METER: LD 700	MICROPHONE: —	PRE AMP: —	NOTES: TEMP: 67°F WIND: 1-5 MPH E HUM: 61% SKIES: CLEAR
SERIAL #: 1673	SERIAL #: —	SERIAL #: —	
CALIBRATOR: CA 250	CALIBRATION/OFFSET, dB: 114.0/114.0	TIME: 11:30	
METER SETTINGS: A-WTD, SLOW, 20-MIN INTERVALS			

TIME START	TIME DURATION	L_1	L_{10}	L_{25}	L_{50}	L_{90}	L_{99}	L_{MIN}	L_{MAX}	L_{eq}	NOTES:
12 NOON	28-HRS										PHOTO #20 & 21

SKETCH

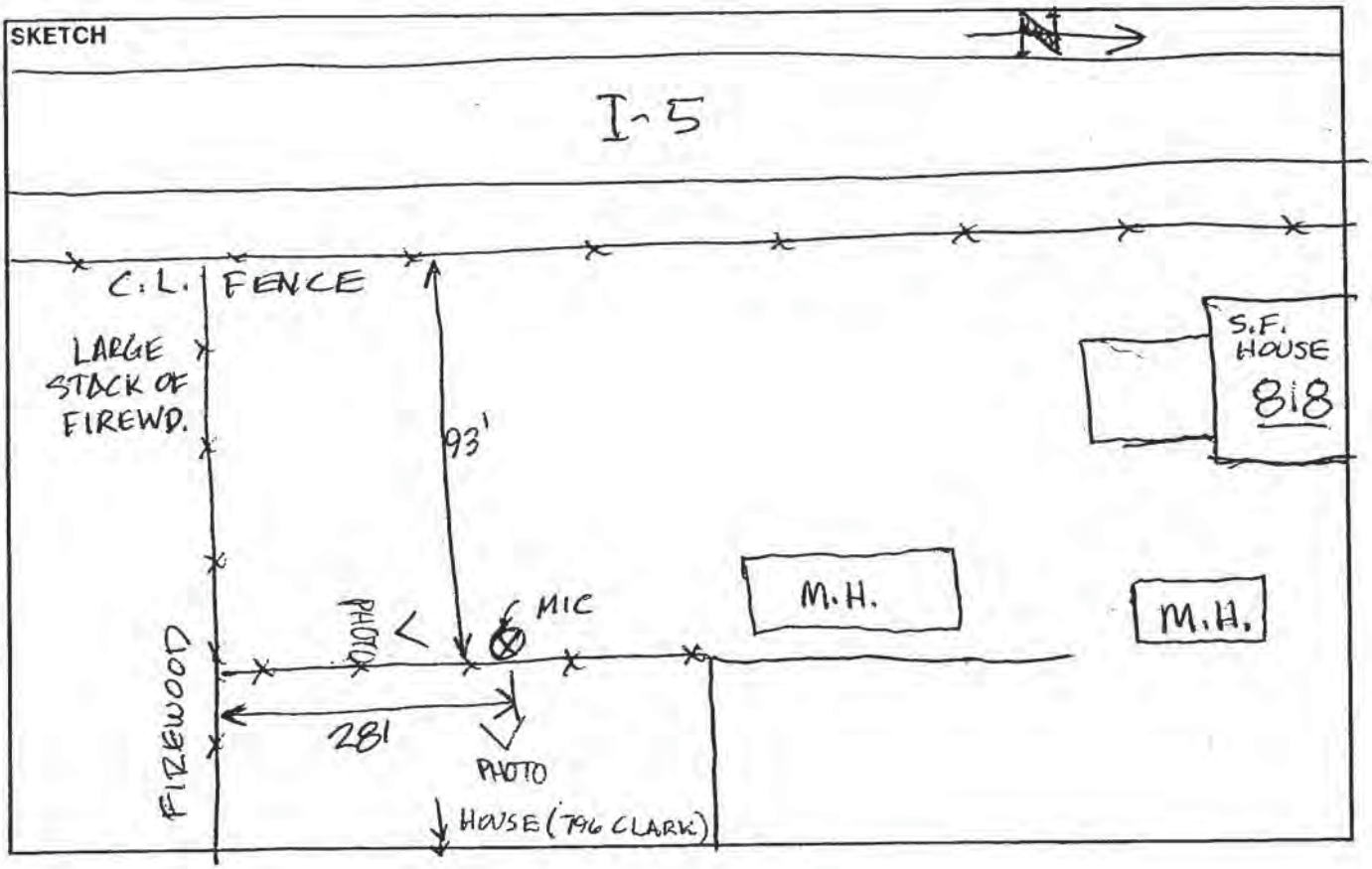

PARSONS

Site LT12.1 Hourly Noise Levels, $L_{eq}(h)$

Location: 1362 Orpheus Avenue, Leucadia
Position: Front Yard
Sources: I-5 Traffic
Date: 3/31 – 4/01

TIME	$L_{eq(h)}$ dBA
12:00 - 01:00 PM	72
01:00 - 02:00 PM	72
02:00 - 03:00 PM	72
03:00 - 04:00 PM	71
04:00 - 05:00 PM	72
05:00 - 06:00 PM	72
06:00 - 07:00 PM	72
07:00 - 08:00 PM	71
08:00 - 09:00 PM	71
09:00 - 10:00 PM	70
10:00 - 11:00 PM	70
11:00 - 12:00 AM	68
12:00 - 01:00 AM	66
01:00 - 02:00 AM	65
02:00 - 03:00 AM	65
03:00 - 04:00 AM	65
04:00 - 05:00 AM	69
05:00 - 06:00 AM	73
06:00 - 07:00 AM	72
07:00 - 08:00 AM	68
08:00 - 09:00 AM	72
09:00 - 10:00 AM	73
10:00 - 11:00 AM	73
11:00 - 12:00 PM	73
12:00 - 01:00 PM	73
01:00 - 02:00 PM	73

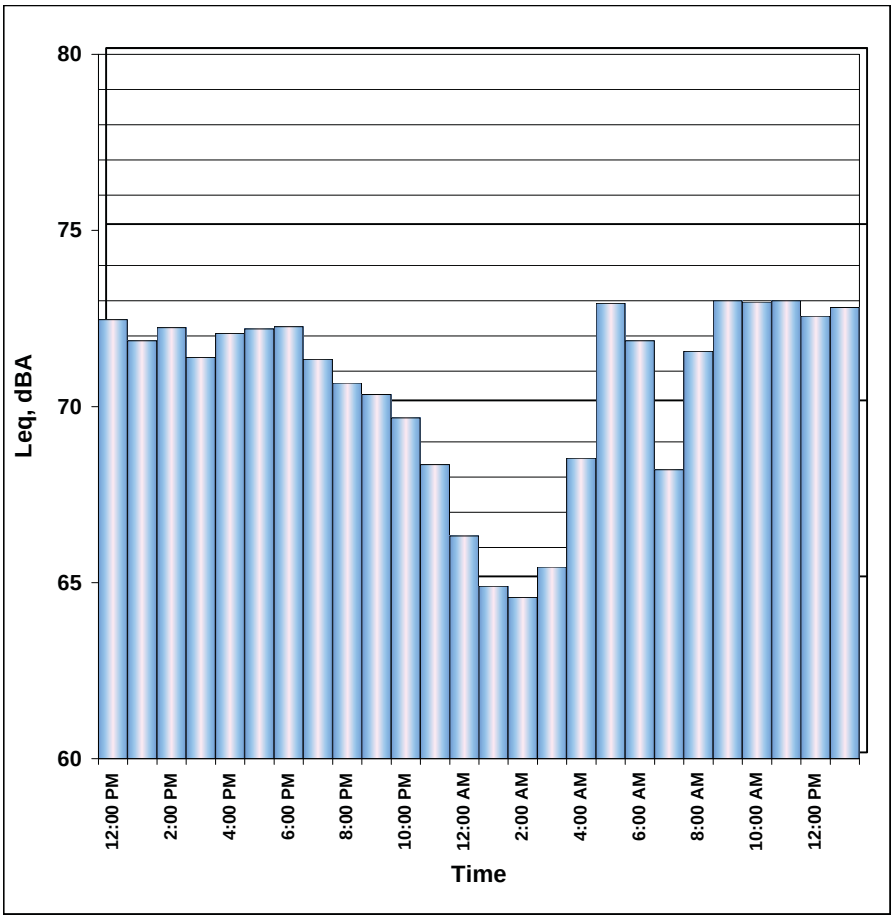

NOTES:

See attached Noise Measurement Form.

NOISE MEASUREMENT FORM

PROJECT:	ENGINEER/TECHNICIAN:	DATE:
I-5/I-805 San Diego	Emery Tuttle	3-31-04

LOCATION:	SITE NO.:
1362 ORPHEUS AVE S.F.	LT12.1

SOUND LEVEL METER:	MICROPHONE:	PRE AMP:	NOTES:
LD 870	1/2" R.I.	900B	
SERIAL #: 0344	SERIAL #:	SERIAL #:	TEMP: 67°F
CALIBRATOR: CA250	CALIBRATION/OFFSET, dB: 114.0/114.0	TIME:	WIND: 1-5 MPH N.
METER SETTINGS: A-WTD, SLOW, 20-MIN INTV			HUM: 55%
			SKIES: PTLY. CLDY.

TIME START	TIME DURATION	L_1	L_{10}	L_{25}	L_{50}	L_{90}	L_{99}	L_{MIN}	L_{MAX}	L_{eq}	NOTES:
12 NOON	25 hrs										PHOTOS #
STARTED @ INTV #	75-										
											23,24 AGFA

SKETCH

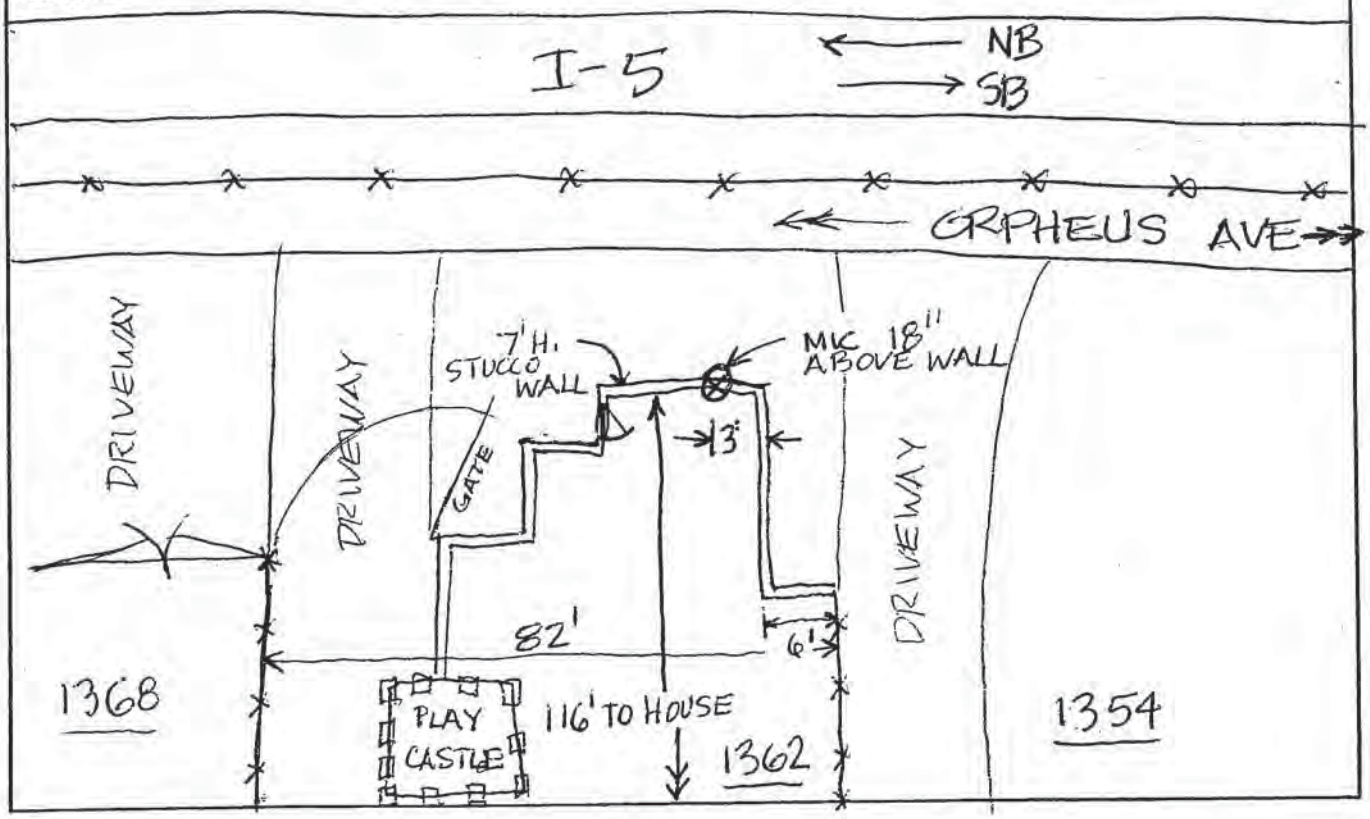

PARSONS

Site LT12.2 Hourly Noise Levels, $L_{eq}(h)$

Location: 1437 Piraeus Street, Encinitas
Position: Front Yard
Sources: I-5 Traffic
Date: 3/25 – 3/26

TIME	$L_{eq(h)}$ dBA
10:00 - 11:00 AM	68
11:00 - 12:00 PM	69
12:00 - 01:00 PM	69
01:00 - 02:00 PM	68
02:00 - 03:00 PM	69
03:00 - 04:00 PM	69
04:00 - 05:00 PM	69
05:00 - 06:00 PM	69
06:00 - 07:00 PM	69
07:00 - 08:00 PM	68
08:00 - 09:00 PM	68
09:00 - 10:00 PM	68
10:00 - 11:00 PM	66
11:00 - 12:00 AM	64
12:00 - 01:00 AM	62
01:00 - 02:00 AM	62
02:00 - 03:00 AM	61
03:00 - 04:00 AM	62
04:00 - 05:00 AM	64
05:00 - 06:00 AM	68
06:00 - 07:00 AM	69
07:00 - 08:00 AM	70
08:00 - 09:00 AM	70
09:00 - 10:00 AM	71
10:00 - 11:00 AM	71
11:00 - 12:00 PM	70
12:00 - 01:00 PM	70
01:00 - 02:00 PM	70
02:00 - 03:00 PM	69
03:00 - 04:00 PM	69

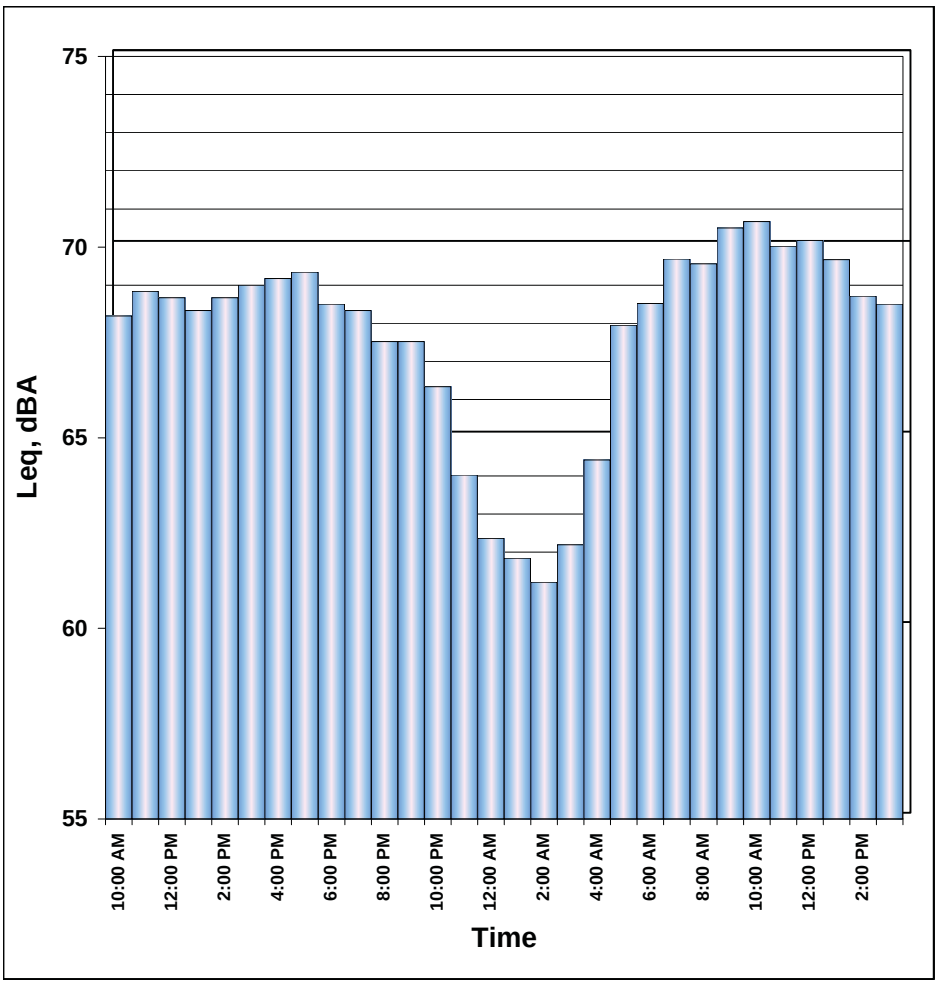

NOTES:

See attached Noise Measurement Form.

NOISE MEASUREMENT FORM

PROJECT: I-5/I-805 San Diego	ENGINEER/TECHNICIAN: Emery Tuttle	DATE: 3-25-04
LOCATION: 1437 PIRAEUS ST. S.F.		SITE NO.: LT12.2

SOUND LEVEL METER:	MICROPHONE:	PRE AMP:	NOTES:
LD 700	—	—	TEMP: 62°F WIND: 1-3 E. HUM: 81% SKIES: CLR TO PTLY CLDY.
SERIAL #: 1636	SERIAL #: —	SERIAL #: —	
CALIBRATOR: CA 250	CALIBRATION/OFFSET, dB: 114.0/114.0	TIME: 9:40A	
METER SETTINGS: A-WTD, SLOW, 20-MIN INTERVALS			

TIME START	TIME DURATION	L_1	L_{10}	L_{25}	L_{50}	L_{90}	L_{99}	L_{MIN}	L_{MAX}	L_{eq}	NOTES:
10:00A	29-HRS										PHOTO #18 & 19

SKETCH

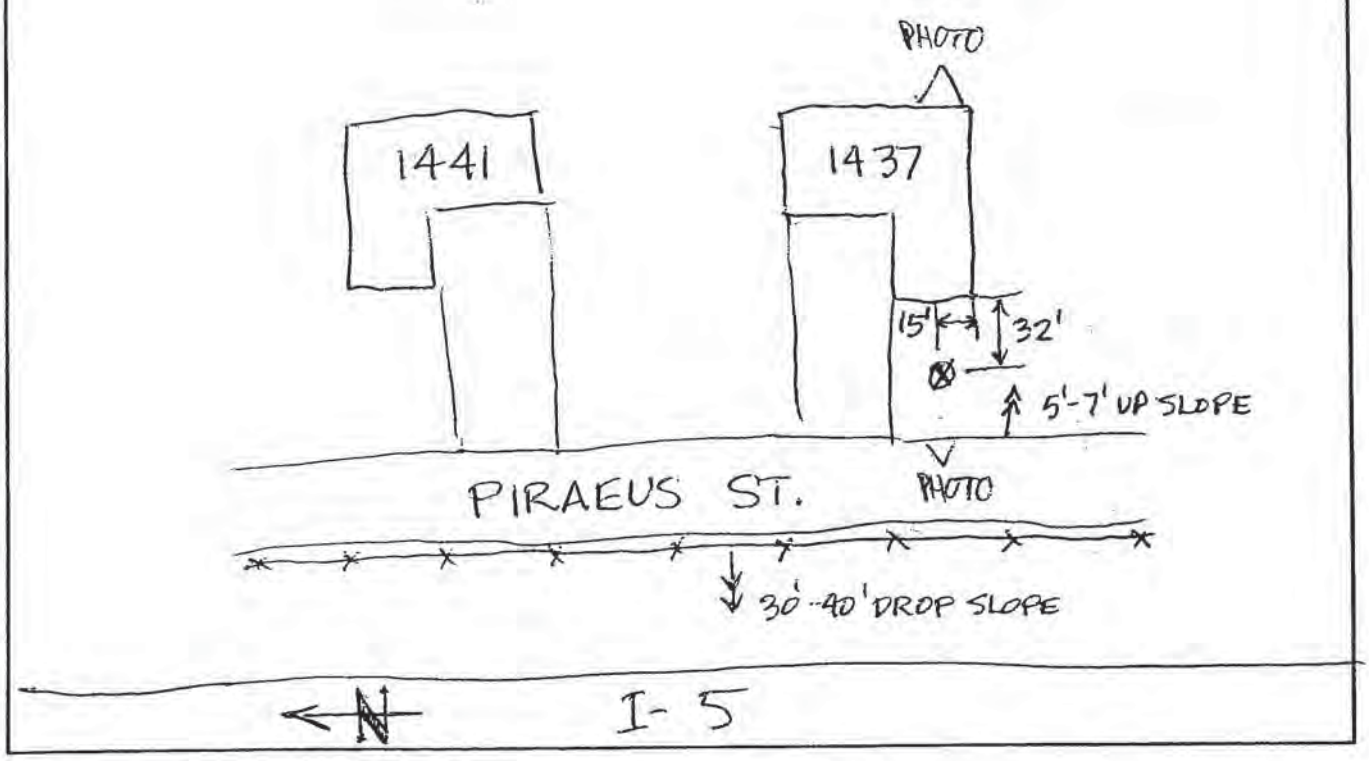

PARSONS

Site LT12.3 Hourly Noise Levels, $L_{eq}(h)$

Location: 583 Nantucket Court, Encinitas
Position: Rear Yard
Sources: I-5 Traffic, Orpheus Avenue
Date: 3/31 – 4/02

Notes: * A 40-minute Leq was used for this hour due to unrelated noise interference during the remaining 20-minutes of the hour interval.
** The Leq for this hour is unrepresentative of I-5 traffic noise, and is due to unrelated noise in the environment.

See attached Noise Measurement Form.

TIME	$L_{eq(h)}$ dBA
06:00 - 07:00 PM	64
07:00 - 08:00 PM	63
08:00 - 09:00 PM	62
09:00 - 10:00 PM	62
10:00 - 11:00 PM	62
11:00 - 12:00 AM	60
12:00 - 01:00 AM	57
01:00 - 02:00 AM	56
02:00 - 03:00 AM	56
03:00 - 04:00 AM	56
04:00 - 05:00 AM	60
05:00 - 06:00 AM	65
06:00 - 07:00 AM	64
07:00 - 08:00 AM	61
08:00 - 09:00 AM	64
09:00 - 10:00 AM	64
10:00 - 11:00 AM	64
11:00 - 12:00 PM	64
12:00 - 01:00 PM	64
01:00 - 02:00 PM	65
02:00 - 03:00 PM	64
03:00 - 04:00 PM	64
04:00 - 05:00 PM	61
05:00 - 06:00 PM	63
06:00 - 07:00 PM	64
07:00 - 08:00 PM	64
08:00 - 09:00 PM	64
09:00 - 10:00 PM	65 **
10:00 - 11:00 PM	63
11:00 - 12:00 AM	61
12:00 - 01:00 AM	60
01:00 - 02:00 AM	58
02:00 - 03:00 AM	57
03:00 - 04:00 AM	58
04:00 - 05:00 AM	62
05:00 - 06:00 AM	67 **
06:00 - 07:00 AM	65 **
07:00 - 08:00 AM	63
08:00 - 09:00 AM	63
09:00 - 10:00 AM	66 **
10:00 - 11:00 AM	65 *
11:00 - 12:00 PM	66 **
12:00 - 01:00 PM	66 **

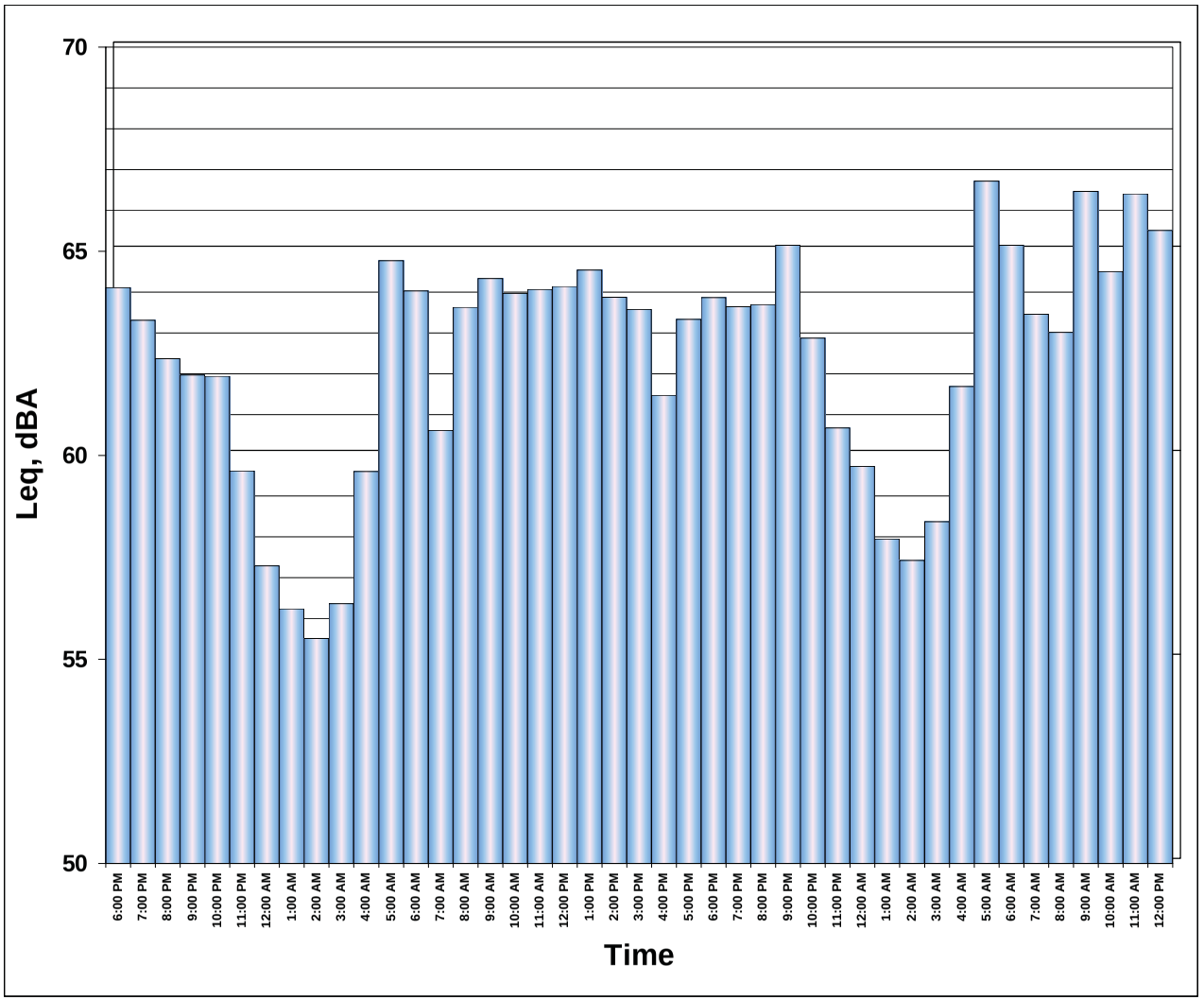

NOISE MEASUREMENT FORM

PROJECT:	ENGINEER/TECHNICIAN:	DATE:
I-5/I-805 San Diego	Emery Tuttle	3-31-04

LOCATION:	SITE NO.:
583 NANTUCKET CT CONDO	LT 12.3

SOUND LEVEL METER:	MICROPHONE:	PRE AMP:	NOTES: 4-2-04
LD 820	1/2" R.I.	828	TEMP: 66°F
SERIAL #: 1177	SERIAL #:	SERIAL #: 1629	WIND: 3-5 MPH N.
CALIBRATOR: CA 250	CALIBRATION/OFFSET, dB: 114.0/114.1	TIME: 6:10P	HUM: 63%
METER SETTINGS: A-WTD, SLOW, 20-MIN INTERVALS			SKIES: PTLY. CLDY.

TIME START	TIME DURATION	L_1	L_{10}	L_{25}	L_{50}	L_{90}	L_{99}	L_{MIN}	L_{MAX}	L_{eq}	NOTES:
6:20P	42-HRS										PHOTOS #64 & 65

SKETCH

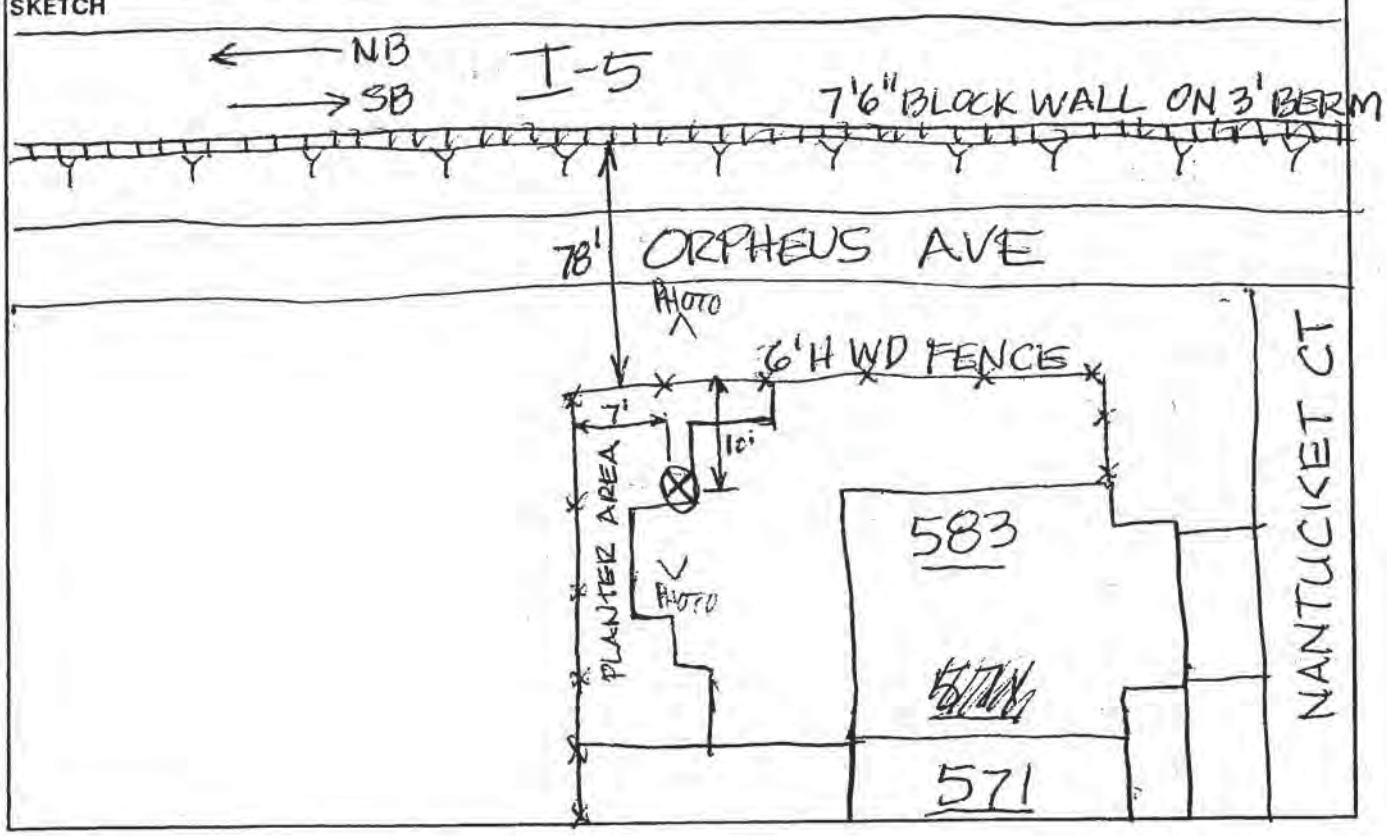

PARSONS

Site LT12.4 Hourly Noise Levels, $L_{eq}(h)$

Location: 1940 Leucadia Scenic Court, Encinitas
Position: Rear Yard
Sources: I-5 Traffic
Date: 4/01 – 4/02

TIME	$L_{eq(h)}$ dBA
09:00 - 10:00 AM	64
10:00 - 11:00 AM	63
11:00 - 12:00 PM	63
12:00 - 01:00 PM	63
01:00 - 02:00 PM	64
02:00 - 03:00 PM	63
03:00 - 04:00 PM	63
04:00 - 05:00 PM	61
05:00 - 06:00 PM	62
06:00 - 07:00 PM	63
07:00 - 08:00 PM	63
08:00 - 09:00 PM	62
09:00 - 10:00 PM	64 *
10:00 - 11:00 PM	63
11:00 - 12:00 AM	61
12:00 - 01:00 AM	59
01:00 - 02:00 AM	58
02:00 - 03:00 AM	57
03:00 - 04:00 AM	58
04:00 - 05:00 AM	61
05:00 - 06:00 AM	65
06:00 - 07:00 AM	65
07:00 - 08:00 AM	64
08:00 - 09:00 AM	64
09:00 - 10:00 AM	63
10:00 - 11:00 AM	63
11:00 - 12:00 PM	63
12:00 - 01:00 PM	63
01:00 - 02:00 PM	63

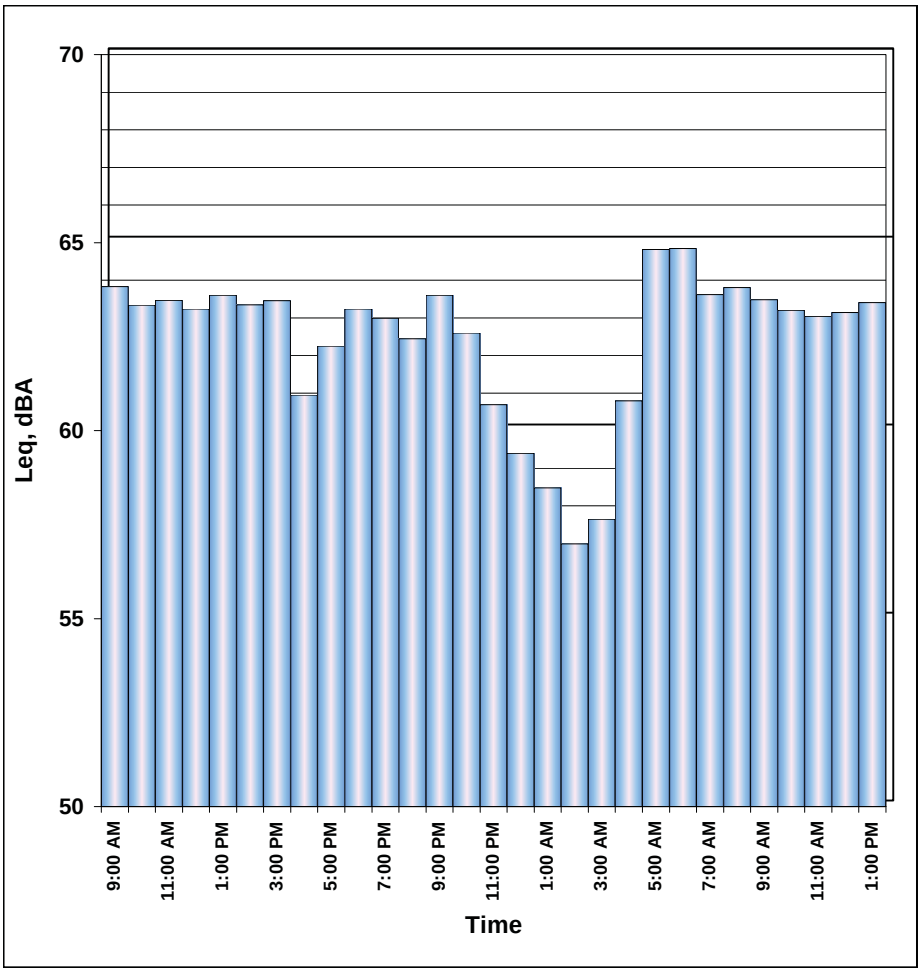

NOTES:

See attached Noise Measurement Form.

* A 20-minute L_{eq} was used for this hour due to unrelated noise interference during the remaining 40-minutes of the hour interval.

NOISE MEASUREMENT FORM

PROJECT: I-5/I-805 San Diego	ENGINEER/TECHNICIAN: Joel Vazquez	DATE: 4/01/04
LOCATION: 1940 Leucadia Scenic Court		SITE NO.: 2T 12.4

SOUND LEVEL METER:	MICROPHONE:	PRE AMP:	NOTES:
LD 870	LD 2559	LD900B	T: 61.5°F
SERIAL #: 870A0555	SERIAL #: 2141	SERIAL #: 2770	H = 76%
CALIBRATOR: CA250 / SN 2127	CALIBRATION/OFFSET, dB: 114.0 / 22.3	TIME: 08:56:46	W = 0.4 mph, NW
METER SETTINGS: A-weighted, slow, 20 minute intervals			Skies: overcast
			Photo: 15, 16

TIME START	TIME DURATION	L_1	L_{10}	L_{25}	L_{50}	L_{90}	L_{99}	L_{MIN}	L_{MAX}	L_{eq}	NOTES:
9:04AM	28hrs										

SKETCH

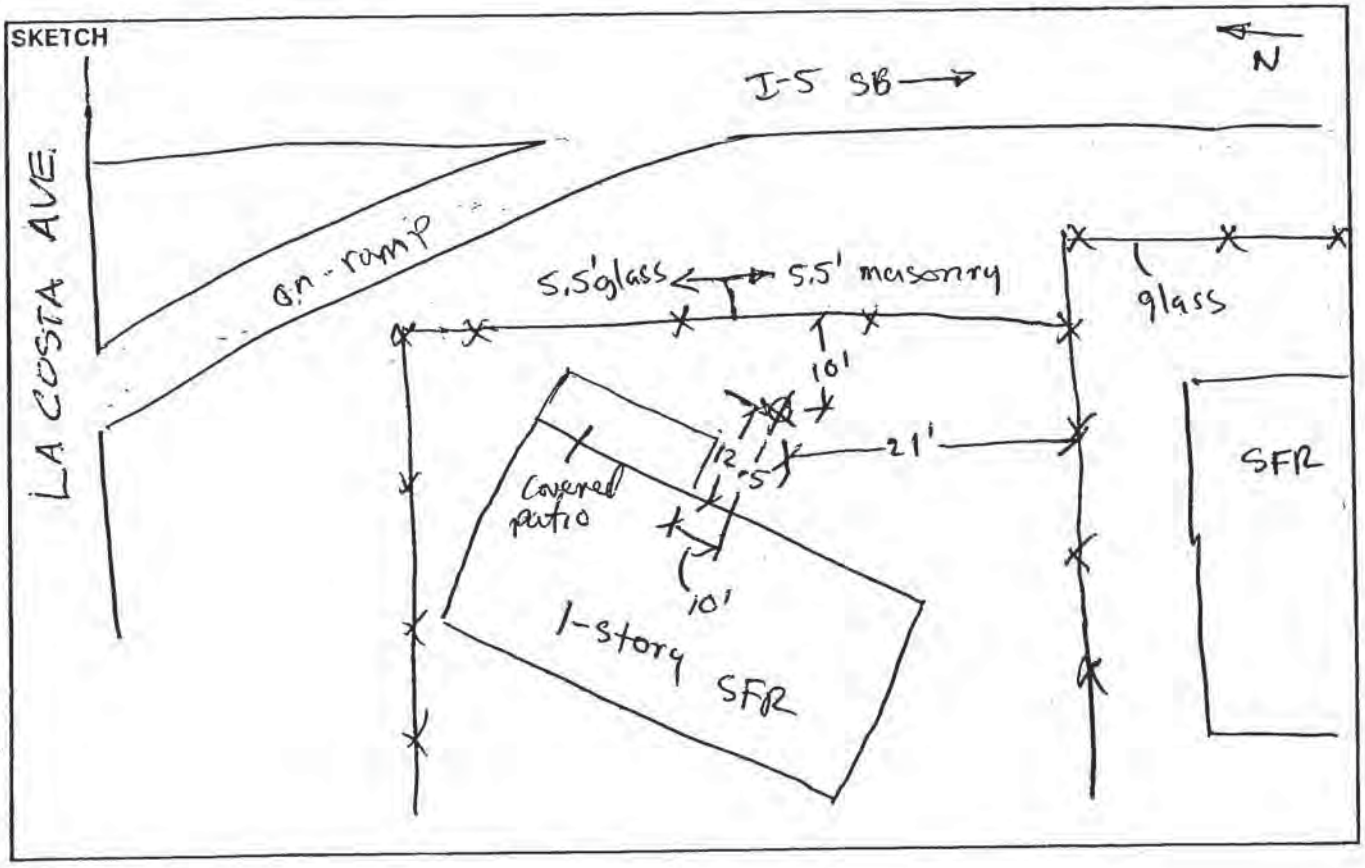

PARSONS

Site LT13.1 Hourly Noise Levels, $L_{eq}(h)$

Location: 7452 Neptune Drive, Carlsbad
Position: Side Yard
Sources: I-5 Traffic
Date: 3/24 – 3/25

TIME	$L_{eq(h)}$ dBA
04:00 - 05:00 PM	54 *
05:00 - 06:00 PM	53
06:00 - 07:00 PM	53
07:00 - 08:00 PM	51
08:00 - 09:00 PM	51
09:00 - 10:00 PM	51
10:00 - 11:00 PM	50
11:00 - 12:00 AM	49
12:00 - 01:00 AM	49
01:00 - 02:00 AM	52
02:00 - 03:00 AM	53
03:00 - 04:00 AM	50
04:00 - 05:00 AM	49
05:00 - 06:00 AM	52
06:00 - 07:00 AM	53
07:00 - 08:00 AM	53 *
08:00 - 09:00 AM	51 *
09:00 - 10:00 AM	51
10:00 - 11:00 AM	52
11:00 - 12:00 PM	53
12:00 - 01:00 PM	52
01:00 - 02:00 PM	51
02:00 - 03:00 PM	52
03:00 - 04:00 PM	50 *
04:00 - 05:00 PM	50
05:00 - 06:00 PM	51

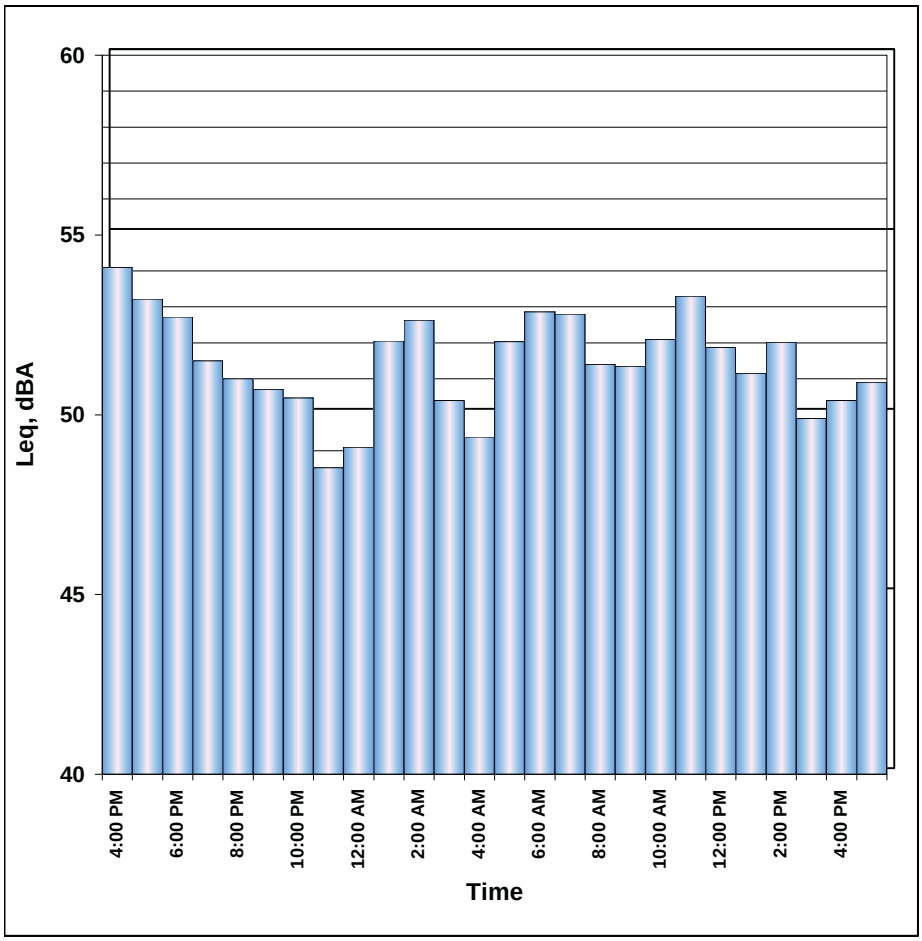

NOTES:

See attached Noise Measurement Form.

* A 30-minute L_{eq} was used for this hour due to unrelated noise interference during the remaining 30-minutes of the hour interval.

NOISE MEASUREMENT FORM

PROJECT: I-5/I-805 San Diego	ENGINEER/TECHNICIAN: Joel Vazquez	DATE: 3/29/07
LOCATION: 7452 Neptune Drive (Santalina gated community)		SITE NO.: LT 13.1

SOUND LEVEL METER:	MICROPHONE:	PRE AMP:	NOTES:
LD870	LD2559	LD900B	
SERIAL #: 870A0555	SERIAL #: 2141	SERIAL #: 2770	
CALIBRATOR: CA250/SN2127	CALIBRATION/OFFSET, dB: 114.0 / 22.2	TIME: 16:09:40	
METER SETTINGS: A-weighted, slow, 30 minute intervals			Photo: 32

TIME START	TIME DURATION	L_1	L_{10}	L_{25}	L_{50}	L_{90}	L_{99}	L_{MIN}	L_{MAX}	L_{eq}	NOTES:
16:20	25-HRS										

SKETCH

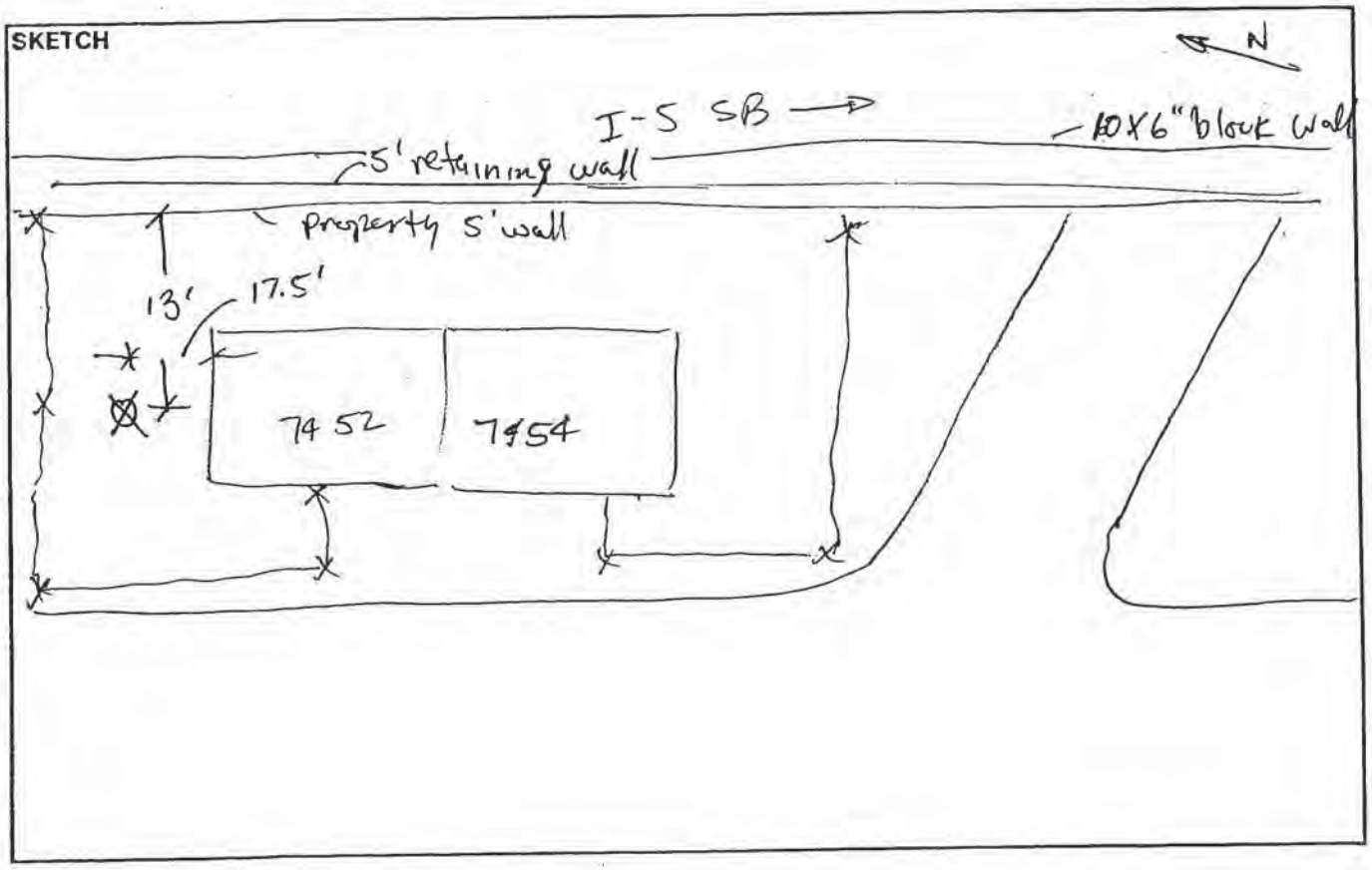

PARSONS

Site LT13.2 Hourly Noise Levels, $L_{eq}(h)$

Location: 7141 Linden Terrace, Carlsbad
Position: Rear Yard
Sources: I-5 Traffic
Date: 3/23 – 3/24

TIME	$L_{eq(h)}$ dBA
03:00 - 04:00 PM	68
04:00 - 05:00 PM	66
05:00 - 06:00 PM	65
06:00 - 07:00 PM	66
07:00 - 08:00 PM	65
08:00 - 09:00 PM	64
09:00 - 10:00 PM	64
10:00 - 11:00 PM	63
11:00 - 12:00 AM	62
12:00 - 01:00 AM	59
01:00 - 02:00 AM	58
02:00 - 03:00 AM	57
03:00 - 04:00 AM	59
04:00 - 05:00 AM	61
05:00 - 06:00 AM	65
06:00 - 07:00 AM	66
07:00 - 08:00 AM	65
08:00 - 09:00 AM	66
09:00 - 10:00 AM	67
10:00 - 11:00 AM	67
11:00 - 12:00 PM	68
12:00 - 01:00 PM	68
01:00 - 02:00 PM	67
02:00 - 03:00 PM	67
03:00 - 04:00 PM	67

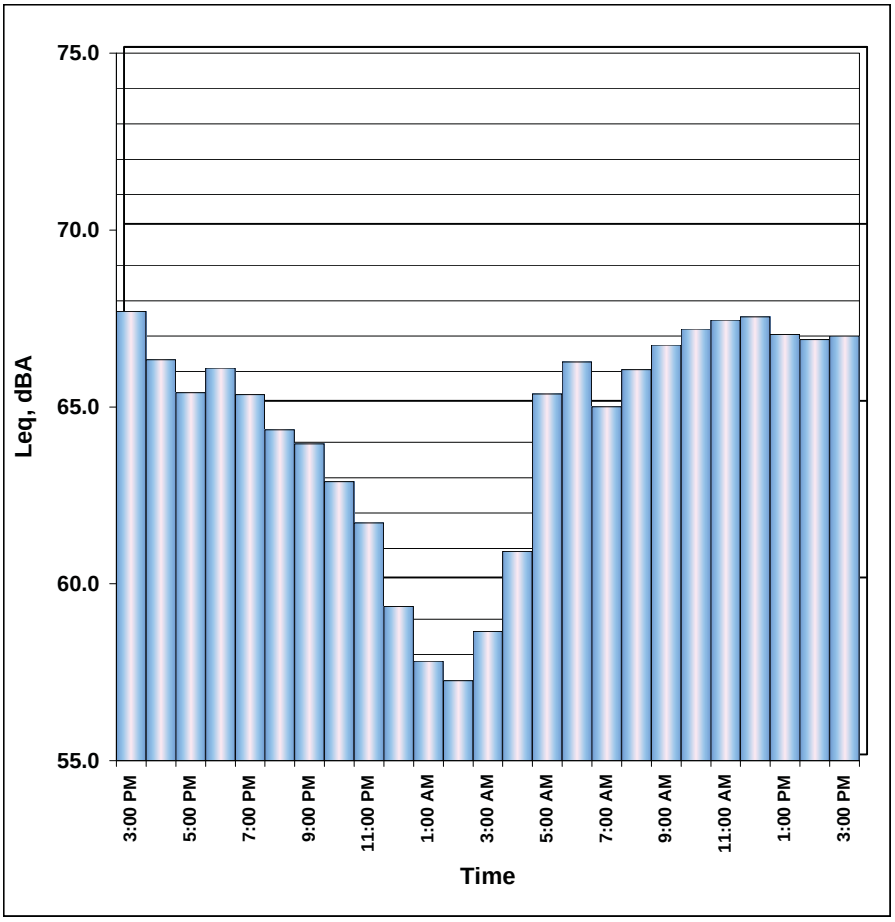

NOTES:

See attached Noise Measurement Form.

NOISE MEASUREMENT FORM

PROJECT:	ENGINEER/TECHNICIAN:	DATE:
I-5/I-805 San Diego	Joel Vazquez	3/23/04

LOCATION:	SITE NO.:
7141 Linden Terrace (sea cliff)	LT13.2

SOUND LEVEL METER:	MICROPHONE:	PRE AMP:	NOTES:
LD 870	LD 2559	LD900B	W: 1.0 SW
SERIAL #: 870A0555	SERIAL #: 2141	SERIAL #: 2770	T: 70.9 °F
CALIBRATOR: CA250 SN 2727	CALIBRATION/OFFSET, dB: 114.0 / 22.2	TIME: 12:31:08	H: 53%
METER SETTINGS: A-weighted - slow, 30 min intervals			glass wall in back yard
Power failure 1st ~~night~~ day ∴ setup again 3/23/04 @ 15:15:00			freeway depresse in the area. Photo #1, 2

TIME START	TIME DURATION	L_1	L_{10}	L_{25}	L_{50}	L_{90}	L_{99}	L_{MIN}	L_{MAX}	L_{eq}	NOTES:
15:17:54	23.75 hrs										

SKETCH

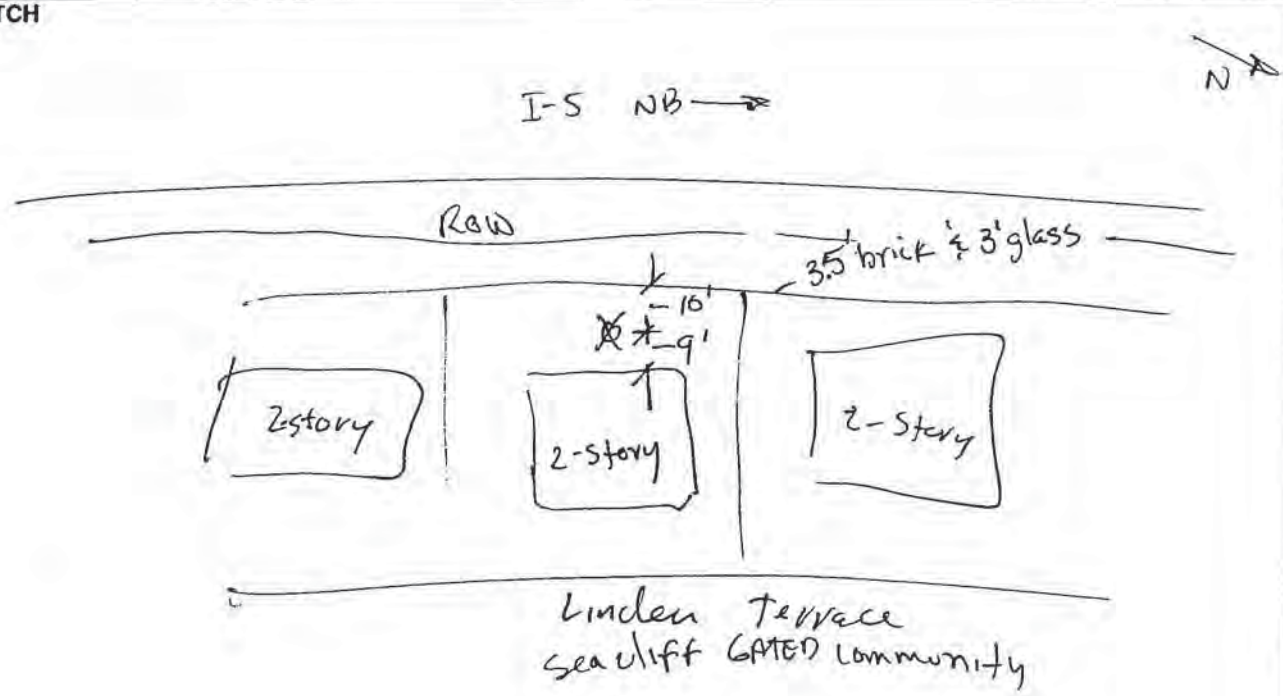

PARSONS

Site LT14.1 Hourly Noise Levels, $L_{eq}(h)$

Location: 803 Camino Azul, Carlsbad
Position: Rear Yard
Sources: I-5 Traffic
Date: 2/19 – 2/20

TIME	$L_{eq(h)}$ dBA
12:00 - 01:00 PM	75
01:00 - 02:00 PM	75
02:00 - 03:00 PM	75
03:00 - 04:00 PM	74
04:00 - 05:00 PM	72
05:00 - 06:00 PM	71
06:00 - 07:00 PM	73
07:00 - 08:00 PM	73
08:00 - 09:00 PM	72
09:00 - 10:00 PM	72
10:00 - 11:00 PM	71
11:00 - 12:00 AM	69
12:00 - 01:00 AM	67
01:00 - 02:00 AM	66
02:00 - 03:00 AM	65
03:00 - 04:00 AM	66
04:00 - 05:00 AM	68
05:00 - 06:00 AM	71
06:00 - 07:00 AM	73
07:00 - 08:00 AM	74
08:00 - 09:00 AM	74
09:00 - 10:00 AM	74
10:00 - 11:00 AM	74
11:00 - 12:00 PM	74
12:00 - 01:00 PM	75
01:00 - 02:00 PM	74
02:00 - 03:00 PM	74
03:00 - 04:00 PM	73

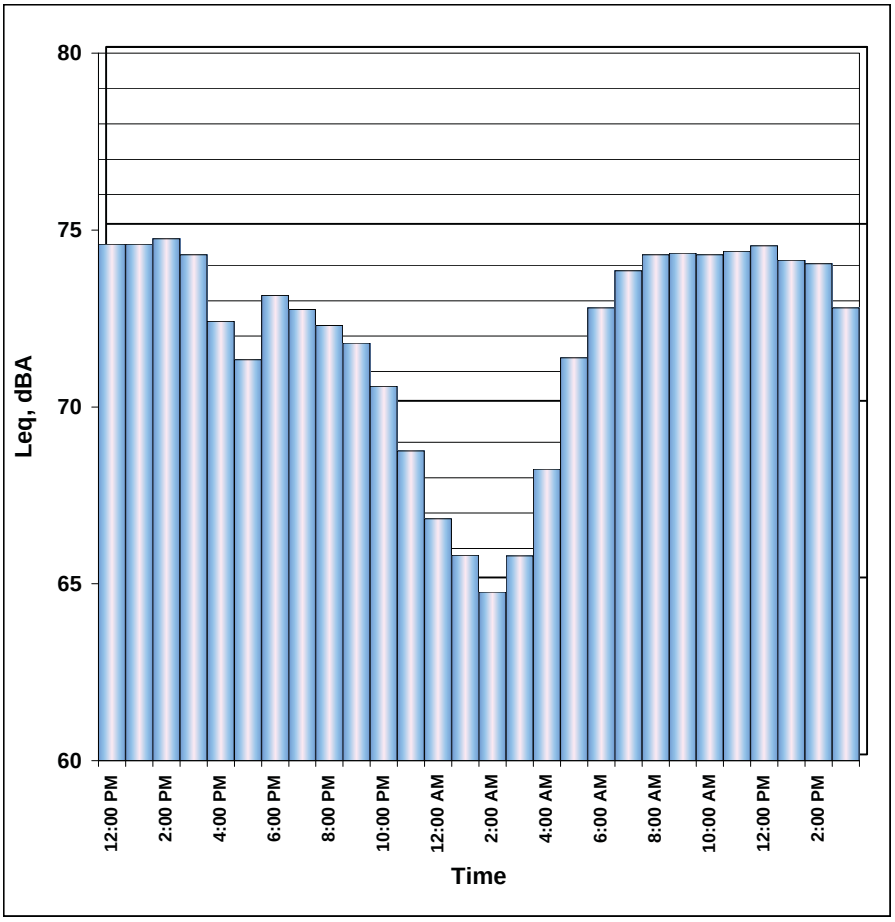

NOTES:

See attached Noise Measurement Form.

NOISE MEASUREMENT FORM

PROJECT: I-5/I-805 San Diego	ENGINEER/TECHNICIAN: Joel Vazquez	DATE: 2/19/04
LOCATION: 803 Camino Azul		SITE NO.: LT 14.1

SOUND LEVEL METER:	MICROPHONE:	PRE AMP:	NOTES:
LD 870	LD 2559	LD 900B	skies: overcast
SERIAL #: 870A0344	SERIAL #: 1785	SERIAL #: 3339	
CALIBRATOR: CA 250 / SN2127	CALIBRATION/OFFSET, dB: 114.0 / 21.3	TIME: 11:55	
METER SETTINGS: A-weighted, slow, 30 minute intervals			

TIME START	TIME DURATION	L_1	L_{10}	L_{25}	L_{50}	L_{90}	L_{99}	L_{MIN}	L_{MAX}	L_{eq}	NOTES:
12:09	27 hrs										

SKETCH

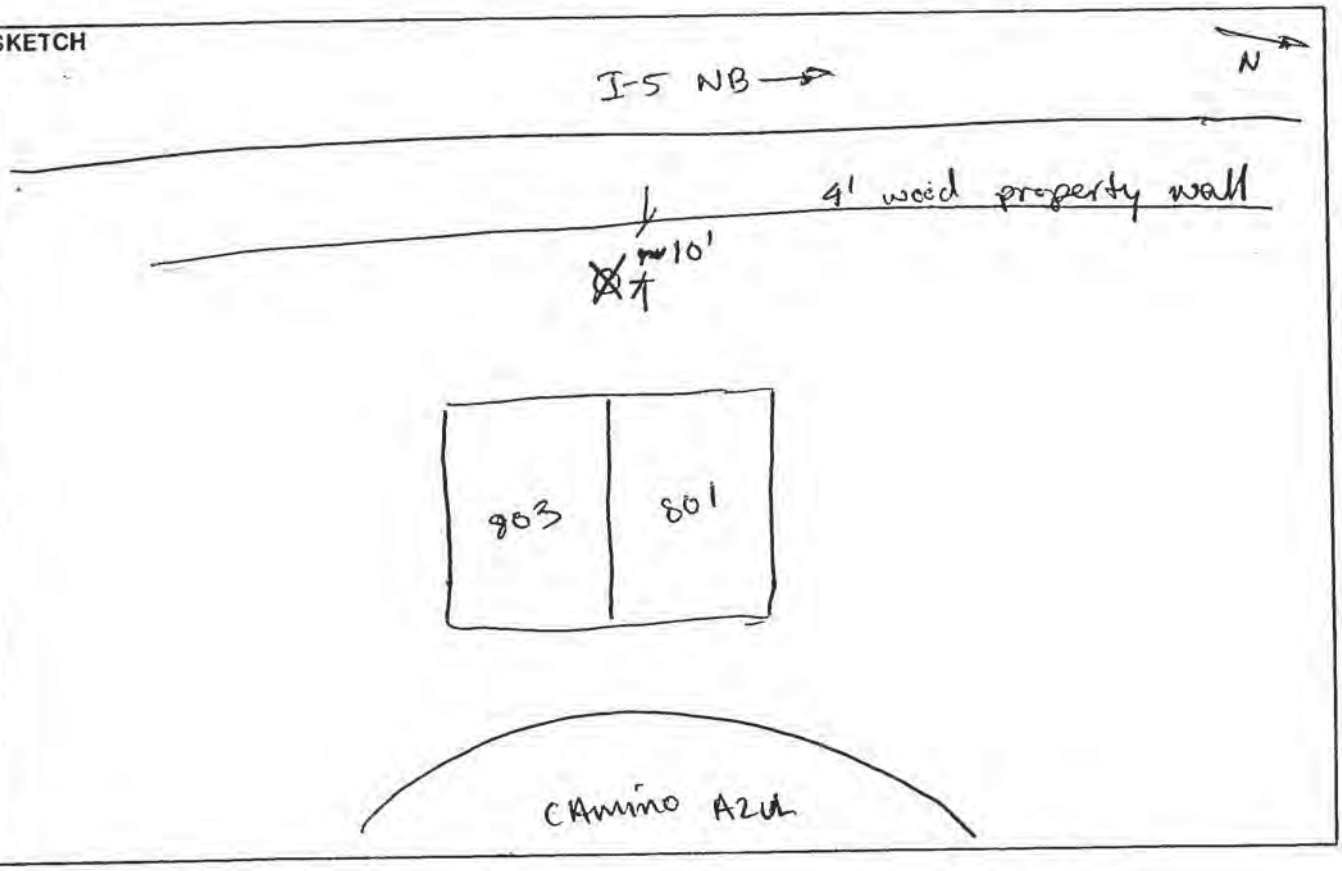

PARSONS

Site LT16.1 Hourly Noise Levels, $L_{eq}(h)$

Location: 4125 Harrison Street, Carlsbad
Position: Rear Yard
Sources: I-5 Traffic
Date: 3/22 – 3/23

TIME	$L_{eq(h)}$ dBA
02:00 - 03:00 PM	80
03:00 - 04:00 PM	79
04:00 - 05:00 PM	79
05:00 - 06:00 PM	79
06:00 - 07:00 PM	79
07:00 - 08:00 PM	78
08:00 - 09:00 PM	77
09:00 - 10:00 PM	77
10:00 - 11:00 PM	76
11:00 - 12:00 AM	74
12:00 - 01:00 AM	72
01:00 - 02:00 AM	71
02:00 - 03:00 AM	70
03:00 - 04:00 AM	71
04:00 - 05:00 AM	74
05:00 - 06:00 AM	78
06:00 - 07:00 AM	79
07:00 - 08:00 AM	80
08:00 - 09:00 AM	80
09:00 - 10:00 AM	80
10:00 - 11:00 AM	80
11:00 - 12:00 PM	80
12:00 - 01:00 PM	80
01:00 - 02:00 PM	80
02:00 - 03:00 PM	80
03:00 - 04:00 PM	80
04:00 - 05:00 PM	77

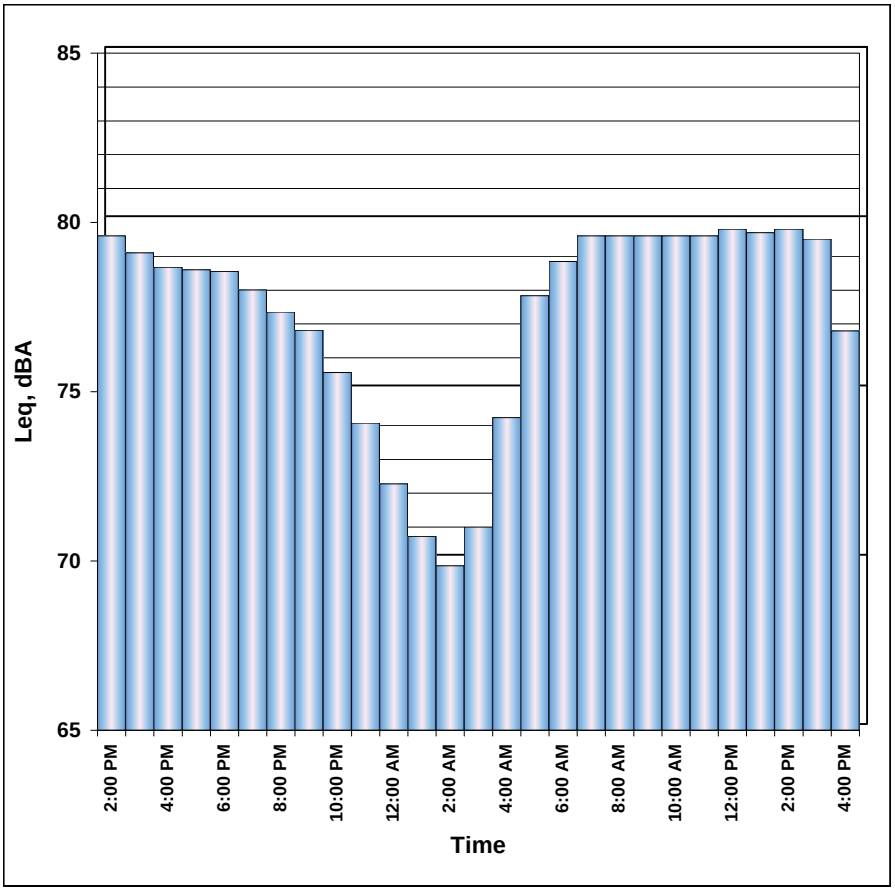

NOTES:

See attached Noise Measurement Form.

NOISE MEASUREMENT FORM

PROJECT: I-5/I-805 San Diego	ENGINEER/TECHNICIAN: Joel Vazquez	DATE: 3/22/04
LOCATION: 9125 HARRISON ST.		SITE NO.: LT 16.1

SOUND LEVEL METER:	MICROPHONE:	PRE AMP:	NOTES:
LD 876	LD 4134	LD 900B	overcast
SERIAL #: 876A 0344	SERIAL #: 342068	SERIAL #: 3095	
CALIBRATOR: CA250 SN 2127	CALIBRATION/OFFSET, dB: 114.0 / 21.7	TIME: 14:30:07	
METER SETTINGS: A-weighted, slow, 30 min intervals			highway depressed. Photo #22

TIME START	TIME DURATION	L_1	L_{10}	L_{25}	L_{50}	L_{90}	L_{99}	L_{MIN}	L_{MAX}	L_{eq}	NOTES:
14:42:00											

SKETCH

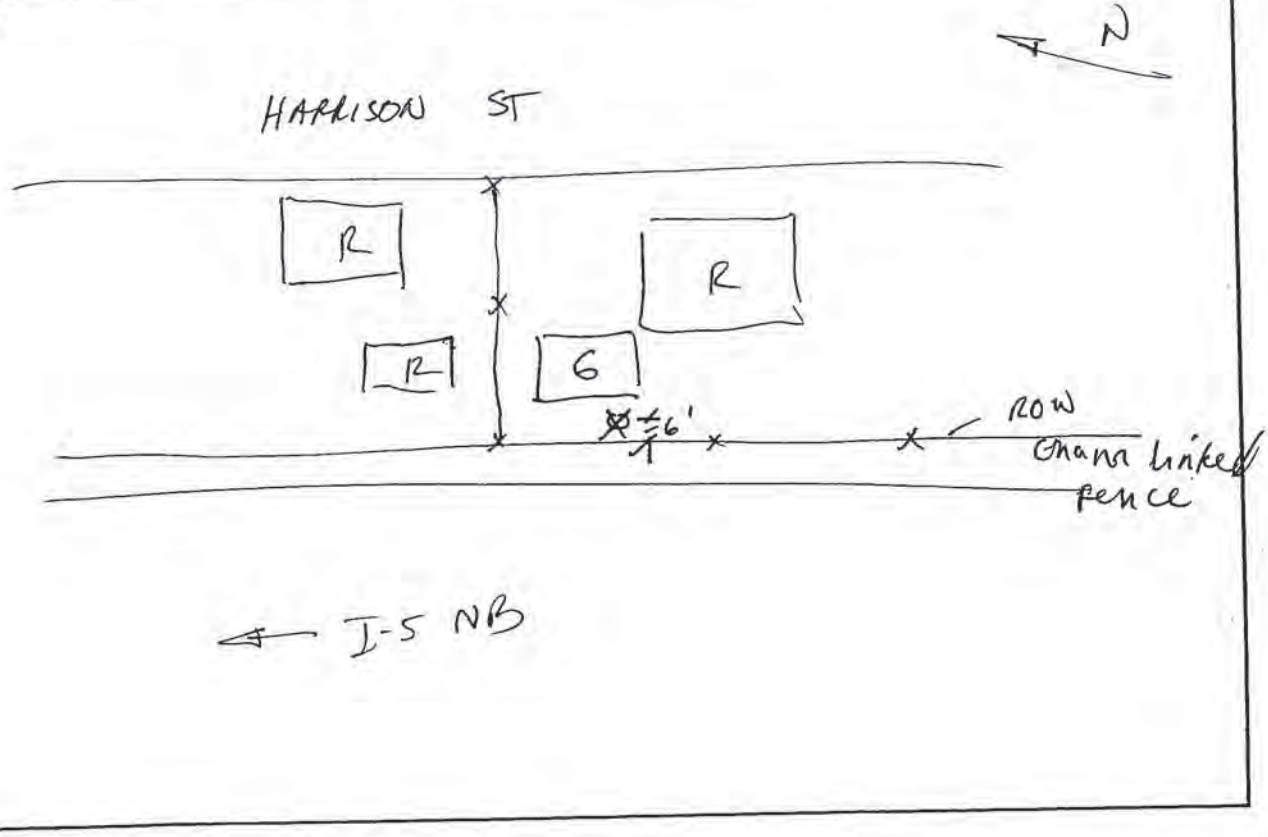

PARSONS

Site LT16.2 Hourly Noise Levels, $L_{eq}(h)$

Location: 827 Citrus Place, Carlsbad
Position: Rear Yard
Sources: I-5 Traffic
Date: 3/22 – 3/23

TIME	$L_{eq(h)}$ dBA
03:00 - 04:00 PM	69
04:00 - 05:00 PM	69
05:00 - 06:00 PM	70
06:00 - 07:00 PM	69
07:00 - 08:00 PM	68
08:00 - 09:00 PM	68
09:00 - 10:00 PM	69
10:00 - 11:00 PM	66
11:00 - 12:00 AM	65
12:00 - 01:00 AM	63
01:00 - 02:00 AM	62
02:00 - 03:00 AM	61
03:00 - 04:00 AM	62
04:00 - 05:00 AM	65
05:00 - 06:00 AM	70
06:00 - 07:00 AM	71
07:00 - 08:00 AM	70
08:00 - 09:00 AM	70
09:00 - 10:00 AM	70
10:00 - 11:00 AM	70
11:00 - 12:00 PM	70
12:00 - 01:00 PM	70
01:00 - 02:00 PM	70
02:00 - 03:00 PM	70
03:00 - 04:00 PM	70
04:00 - 05:00 PM	69

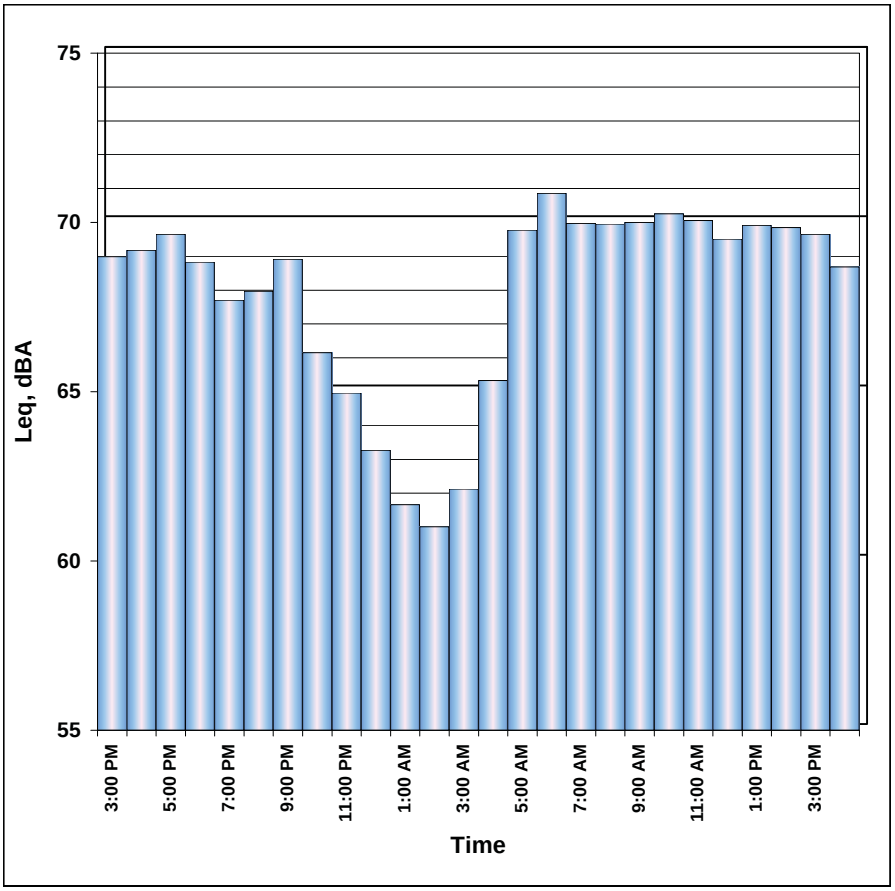

NOTES:

See attached Noise Measurement Form.

NOISE MEASUREMENT FORM

PROJECT: I-5/I-805 San Diego	ENGINEER/TECHNICIAN: Joel Vazquez	DATE: 3/22/04
LOCATION: 827 CITRUS Place		SITE NO.: LT16.2

SOUND LEVEL METER:	MICROPHONE:	PRE AMP:	NOTES:
LD 870	LD2559	LD9008	Resident says const. work going on from about 5:30 - 6:30pm at some residence Photo #3
SERIAL #: 870A 0128	SERIAL #: 2313	SERIAL #: 3203	
CALIBRATOR: CA250 / SN 2127	CALIBRATION/OFFSET, dB: 114.0 / 22.5	TIME: 15:10:06	
METER SETTINGS: A-weighted, slow, 30 min. Arval			

TIME START	TIME DURATION	L_1	L_{10}	L_{25}	L_{50}	L_{90}	L_{99}	L_{MIN}	L_{MAX}	L_{eq}	NOTES:
15:20:00	25 hrs										

SKETCH

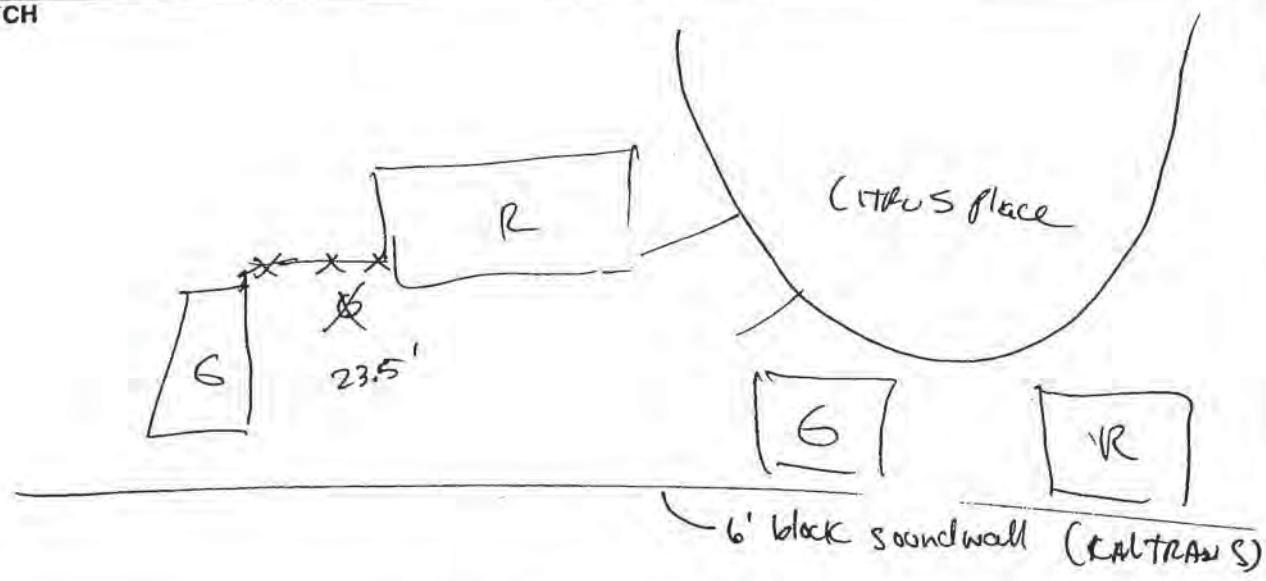

PARSONS

Site LT17.1 Hourly Noise Levels, $L_{eq}(h)$

Location: 1016 Magnolia Avenue, Carlsbad
Position: Rear Yard
Sources: I-5 Traffic, Pio Pico Drive
Date: 3/29 – 3/30

TIME	$L_{eq(h)}$ dBA
06:00 - 07:00 PM	66
07:00 - 08:00 PM	68
08:00 - 09:00 PM	67
09:00 - 10:00 PM	67
10:00 - 11:00 PM	66
11:00 - 12:00 AM	64
12:00 - 01:00 AM	63
01:00 - 02:00 AM	61
02:00 - 03:00 AM	61
03:00 - 04:00 AM	62
04:00 - 05:00 AM	64
05:00 - 06:00 AM	66
06:00 - 07:00 AM	67
07:00 - 08:00 AM	69
08:00 - 09:00 AM	69
09:00 - 10:00 AM	69
10:00 - 11:00 AM	70
11:00 - 12:00 PM	70
12:00 - 01:00 PM	70
01:00 - 02:00 PM	70
02:00 - 03:00 PM	70
03:00 - 04:00 PM	67
04:00 - 05:00 PM	68
05:00 - 06:00 PM	69

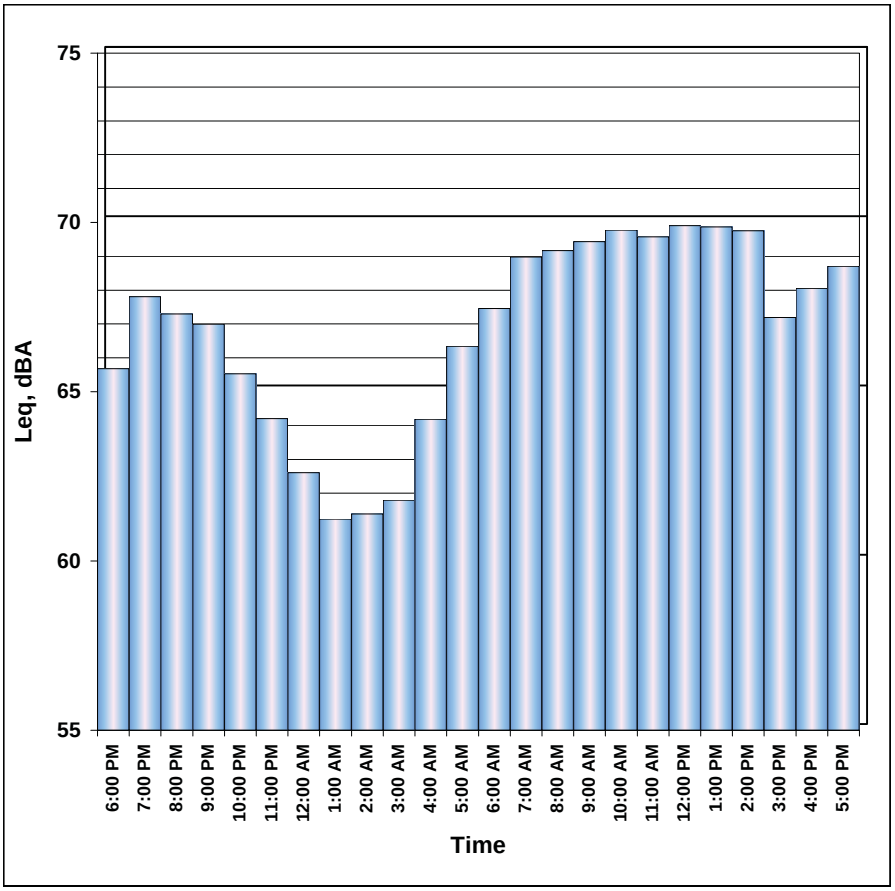

NOTES:

See attached Noise Measurement Form.

NOISE MEASUREMENT FORM

PROJECT: I-5/I-805 San Diego	ENGINEER/TECHNICIAN: Joel Vazquez	DATE: 3/29/04
LOCATION: 1016 Magnolia ave. (moved from other site)		SITE NO.: LT 17.1

SOUND LEVEL METER:	MICROPHONE:	PRE AMP:	NOTES:
LD870	LD 2559	LD900B	
SERIAL #: 870A0555	SERIAL #: 2141	SERIAL #: 2770	
CALIBRATOR: CA250/SN2127	CALIBRATION/OFFSET, dB: 114.0 / 22.3	TIME: 17:53:00	freeway @ grade commercial areas nearby
METER SETTINGS: A-weighted, slow, 20 minute intervals			photo: 30, 31

eter used LT14

TIME START	TIME DURATION	L_1	L_{10}	L_{25}	L_{50}	L_{90}	L_{99}	L_{MIN}	L_{MAX}	L_{eq}	NOTES:
18:02:00	24-HRS										

SKETCH

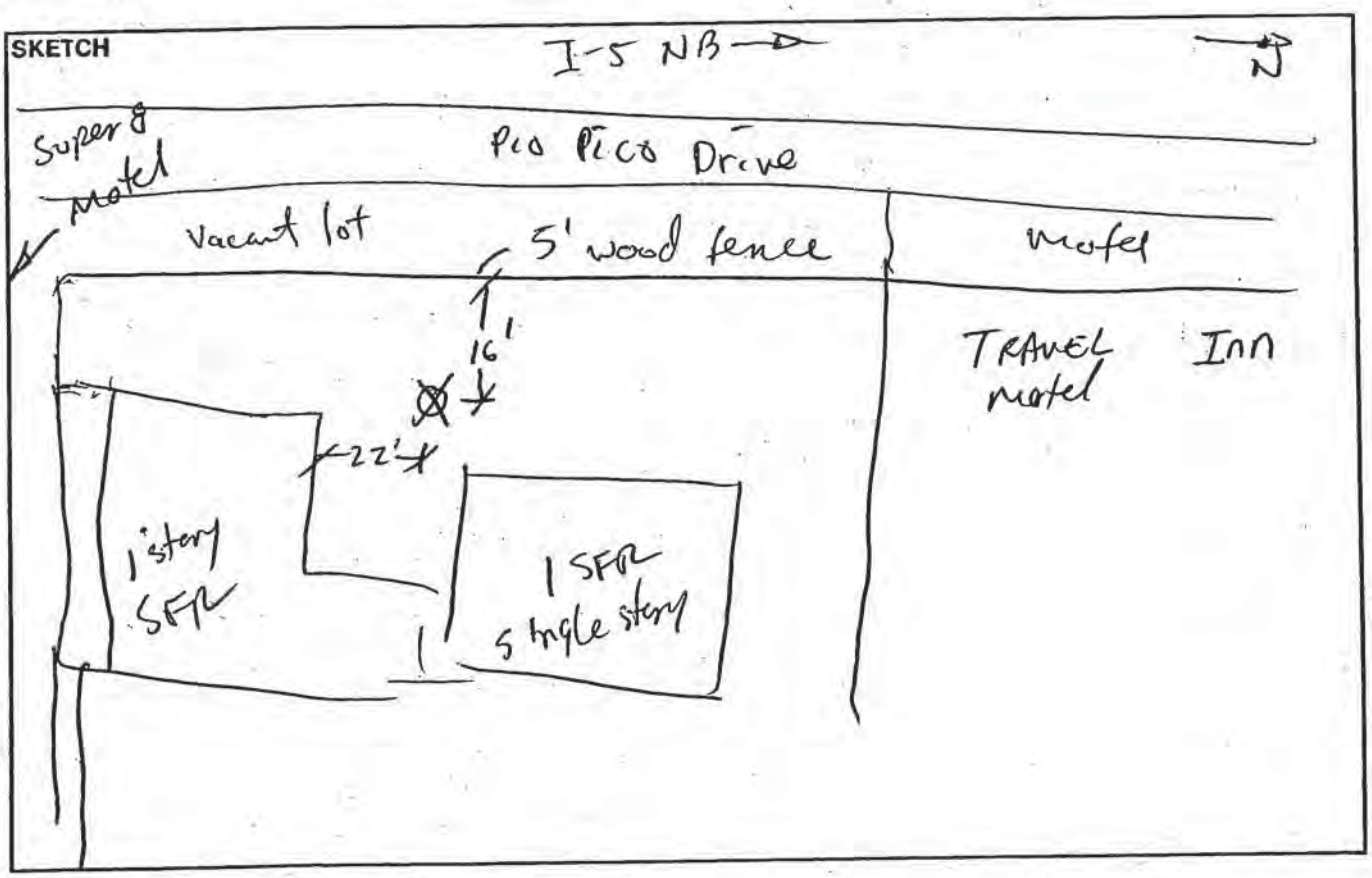

PARSONS

Site LT17.2 Hourly Noise Levels, $L_{eq}(h)$

Location: 3630 Harding Street, Carlsbad
Position: Rear Yard
Sources: I-5 Traffic
Date: 3/22 – 3/25

TIME	$L_{eq(h)}$ dBA
08:00 - 09:00 AM	69
09:00 - 10:00 AM	68
10:00 - 11:00 AM	67
11:00 - 12:00 PM	67
12:00 - 01:00 PM	67
01:00 - 02:00 PM	67
02:00 - 03:00 PM	67
03:00 - 04:00 PM	68
04:00 - 05:00 PM	67
05:00 - 06:00 PM	67
06:00 - 07:00 PM	67
07:00 - 08:00 PM	67
08:00 - 09:00 PM	67
09:00 - 10:00 PM	67
10:00 - 11:00 PM	66
11:00 - 12:00 AM	65
12:00 - 01:00 AM	63
01:00 - 02:00 AM	62
02:00 - 03:00 AM	62
03:00 - 04:00 AM	63
04:00 - 05:00 AM	65
05:00 - 06:00 AM	70
06:00 - 07:00 AM	70
07:00 - 08:00 AM	70
08:00 - 09:00 AM	69
09:00 - 12:00 AM	68

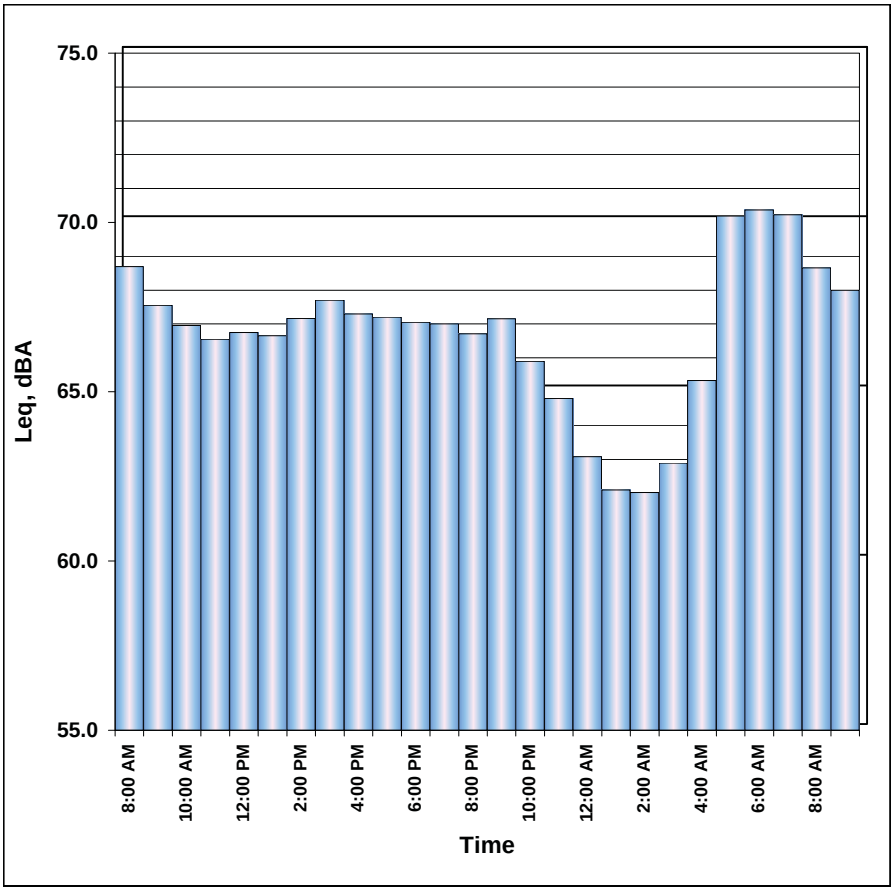

NOTES:

See attached Noise Measurement Form.

NOISE MEASUREMENT FORM

PROJECT: I-5/I-805 San Diego	ENGINEER/TECHNICIAN: Joel Vazquez	DATE: 3/22-3/24
LOCATION: 3630 Harding street		SITE NO.: LT 17.2

SOUND LEVEL METER:	MICROPHONE:	PRE AMP:	NOTES:
LD870	LD2559	LD960B	over cast
SERIAL #: 870A0496	SERIAL #: 1785	SERIAL #: 3202	freeway elevated
CALIBRATOR: CA250/SN2127	CALIBRATION/OFFSET, dB: 114.0 / 19.3	TIME: 16:31:44 08:29/04	
METER SETTINGS: A-weighted - slow, 30 minute interval			

meter runs out of memory @ 9:30 AM

Photos: 4, 5, 6

TIME START	DURATION	L_1	L_{10}	L_{25}	L_{50}	L_{90}	L_{99}	L_{MIN}	L_{MAX}	L_{eq}	NOTES:
16:38:41											
08:30:00											

SKETCH

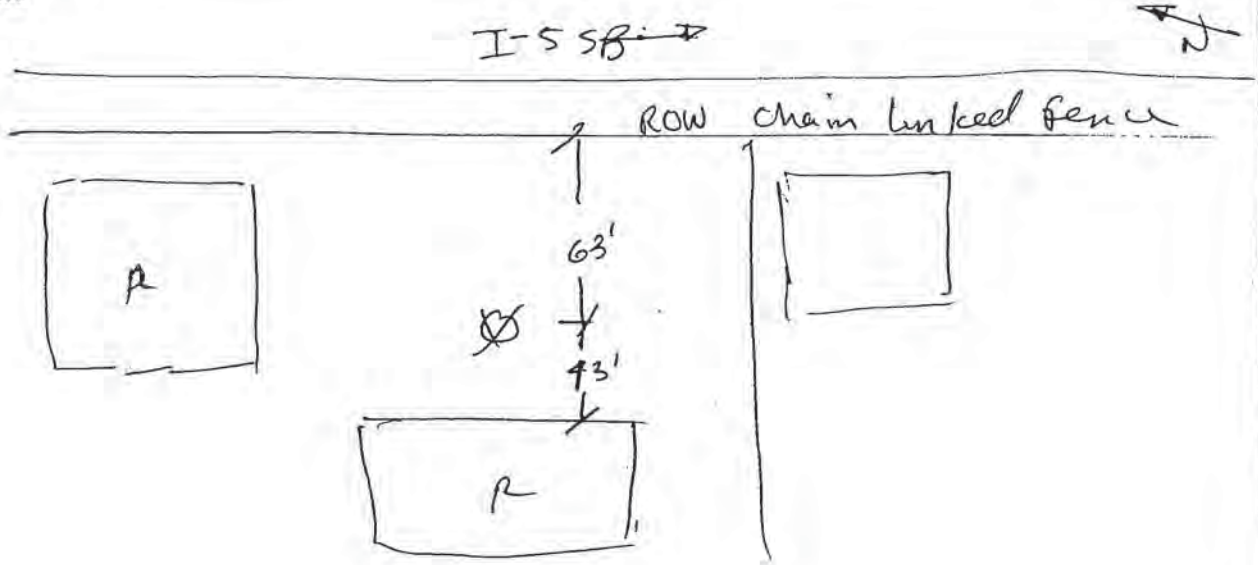

PARSONS

Site LT17.3 Hourly Noise Levels, $L_{eq}(h)$

Location: 1144 Pine Avenue, Carlsbad
Position: Rear Yard
Sources: I-5 Traffic
Date: 3/30 – 3/31

TIME	$L_{eq(h)}$ dBA
06:00 - 07:00 PM	67
07:00 - 08:00 PM	67
08:00 - 09:00 PM	65
09:00 - 10:00 PM	65
10:00 - 11:00 PM	64
11:00 - 12:00 AM	62
12:00 - 01:00 AM	60
01:00 - 02:00 AM	59
02:00 - 03:00 AM	57
03:00 - 04:00 AM	59
04:00 - 05:00 AM	61
05:00 - 06:00 AM	65
06:00 - 07:00 AM	66
07:00 - 08:00 AM	67
08:00 - 09:00 AM	66
09:00 - 10:00 AM	69
10:00 - 11:00 AM	69
11:00 - 12:00 PM	69
12:00 - 01:00 PM	69
01:00 - 02:00 PM	69
02:00 - 03:00 PM	68
03:00 - 04:00 PM	68
04:00 - 05:00 PM	67
05:00 - 06:00 PM	68
06:00 - 07:00 PM	67

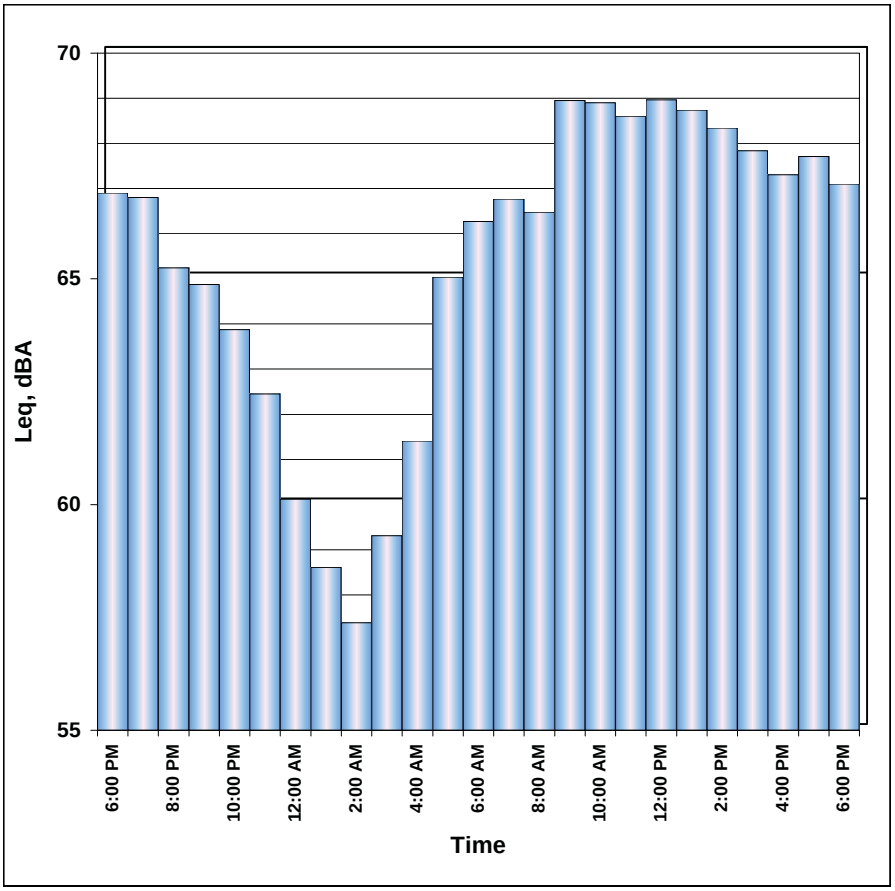

NOTES:

See attached Noise Measurement Form.

NOISE MEASUREMENT FORM

PROJECT: I-5/I-805 San Diego	ENGINEER/TECHNICIAN: Joel Vazquez	DATE: 3/30/04
LOCATION: 1144 PINE Avenue		SITE NO.: LT17.3

SOUND LEVEL METER:	MICROPHONE:	PRE AMP:	NOTES:
LD 870	LD 2559	LD 900B	
SERIAL #: 870A0128	SERIAL #: 2313	SERIAL #: 3203	
CALIBRATOR: CA250/SN 2127	CALIBRATION/OFFSET, dB: 114.0/22.3	TIME: 18:39:07	
METER SETTINGS: A-weighted, slow, 20 minute intervals			Photo: 6, 7

for ed LT15

TIME START	TIME DURATION	L_1	L_{10}	L_{25}	L_{50}	L_{90}	L_{99}	L_{MIN}	L_{MAX}	L_{eq}	NOTES:
18:47	24-HRS										

SKETCH

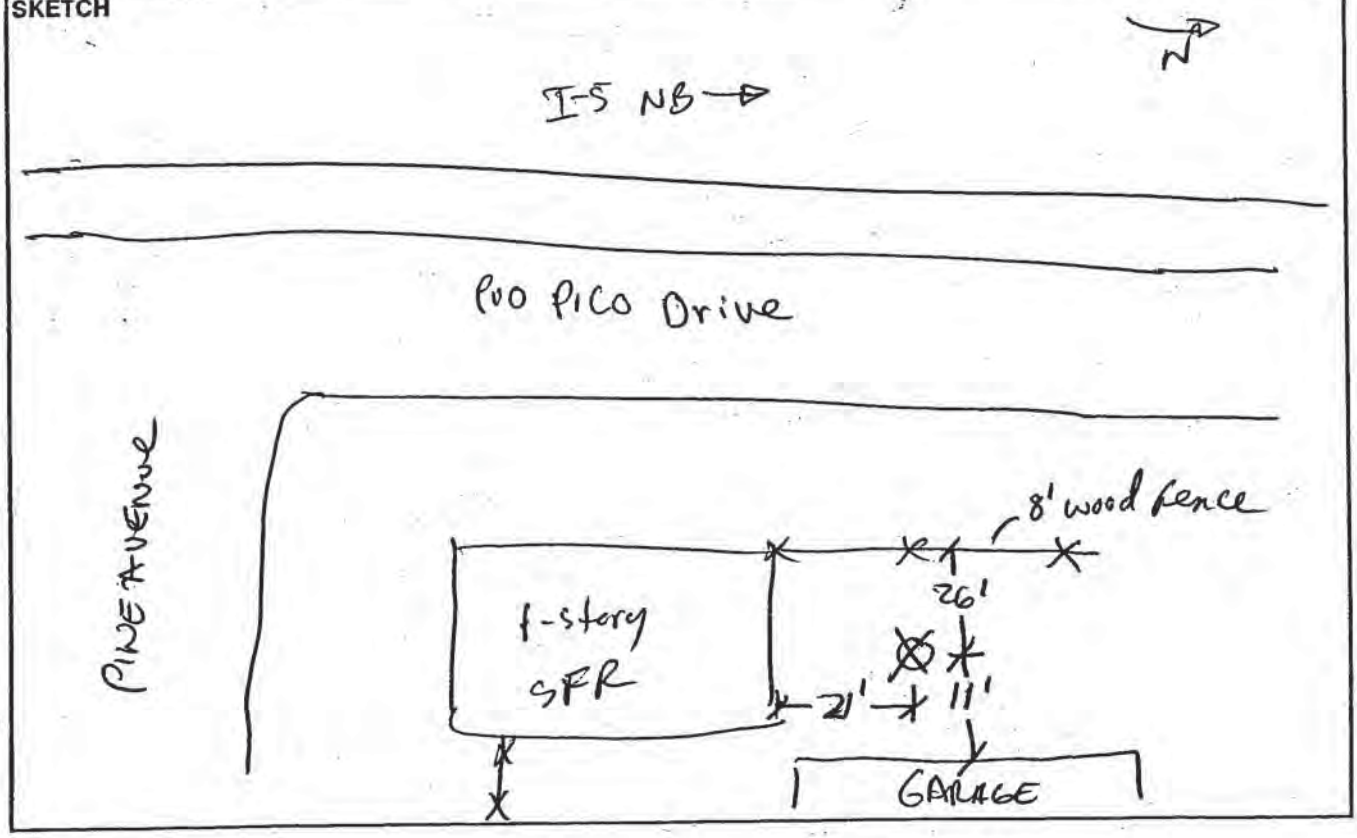

PARSONS

Site LT17.4 Hourly Noise Levels, $L_{eq}(h)$

Location: 985 Oak Avenue, Carlsbad
Position: Rear Yard
Sources: I-5 Traffic
Date: 3/23 – 3/24

TIME	$L_{eq(h)}$ dBA
06:00 - 07:00 PM	69
07:00 - 08:00 PM	69
08:00 - 09:00 PM	68
09:00 - 10:00 PM	67
10:00 - 11:00 PM	66
11:00 - 12:00 AM	65
12:00 - 01:00 AM	62
01:00 - 02:00 AM	61
02:00 - 03:00 AM	61
03:00 - 04:00 AM	62
04:00 - 05:00 AM	64
05:00 - 06:00 AM	69
06:00 - 07:00 AM	68
07:00 - 08:00 AM	70
08:00 - 09:00 AM	69
09:00 - 10:00 AM	68
10:00 - 11:00 AM	67
11:00 - 12:00 PM	67
12:00 - 01:00 PM	67
01:00 - 02:00 PM	66
02:00 - 03:00 PM	67
03:00 - 04:00 PM	67
04:00 - 05:00 PM	67
05:00 - 06:00 PM	67

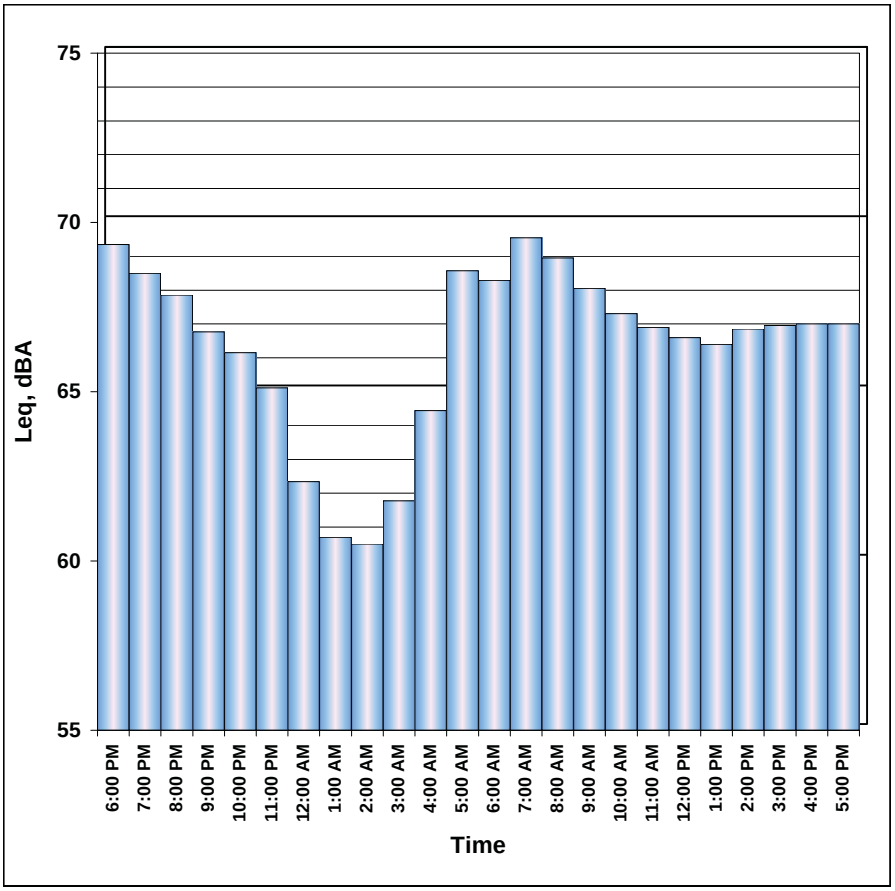

NOTES:

See attached Noise Measurement Form.

NOISE MEASUREMENT FORM

PROJECT:	ENGINEER/TECHNICIAN:	DATE:
I-5/I-805 San Diego	Joel Vazquez	3/23/04

LOCATION:	SITE NO.:
985 Oak Avenue	LT 17.4

SOUND LEVEL METER:	MICROPHONE:	PRE AMP:	NOTES:
LD 870	LD 2559	LD 900B	
SERIAL #: 870A0128	SERIAL #: 2313	SERIAL #: 3203	
CALIBRATOR: CA250 / SN 2127	CALIBRATION/OFFSET, dB: 114.0 / 22.5	TIME: 17:48:46	
METER SETTINGS: A-weighted, slow, 30 minute intervals			Photo # 23, 24

TIME START	TIME DURATION	L_1	L_{10}	L_{25}	L_{50}	L_{90}	L_{99}	L_{MIN}	L_{MAX}	L_{eq}	NOTES:
17:50	24 hrs										

SKETCH

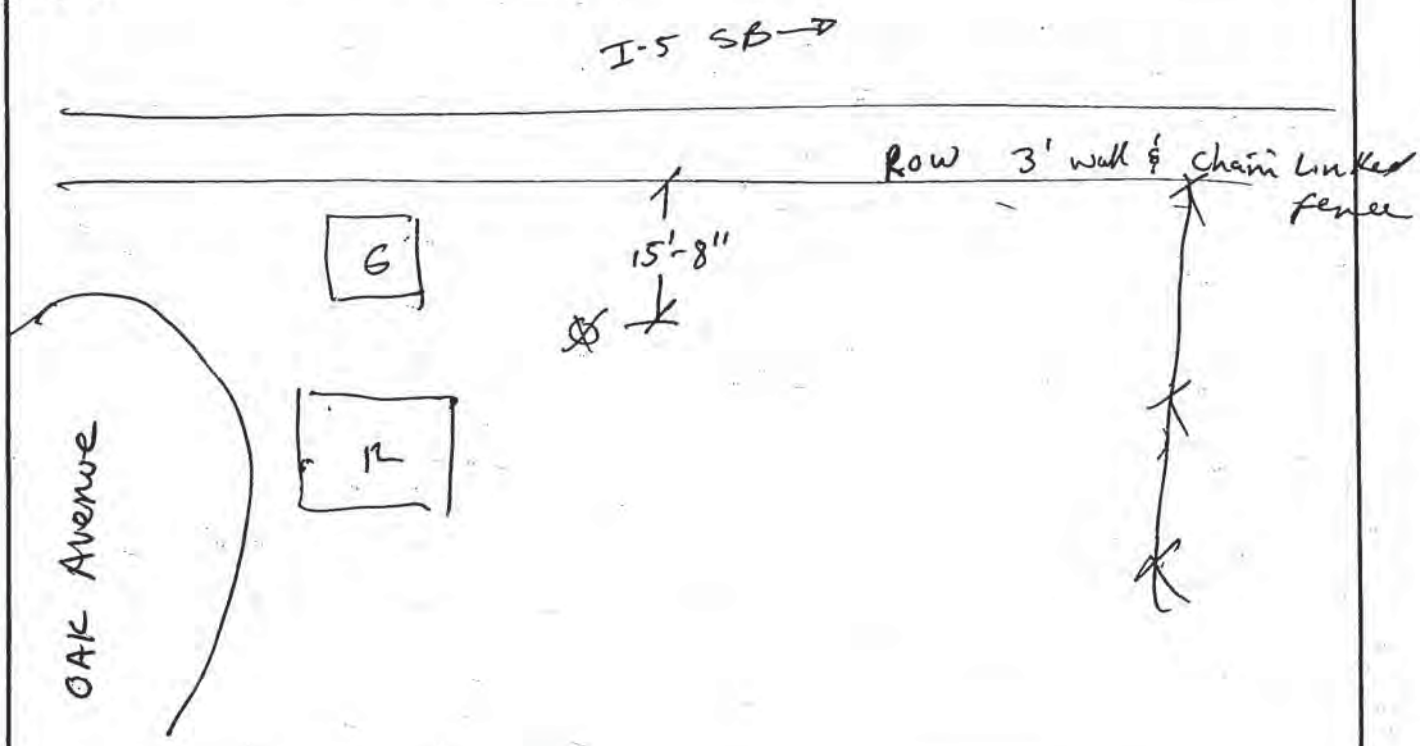

PARSONS

Site LT18.1 Hourly Noise Levels, $L_{eq}(h)$

Location: 1255 Cynthia Lane, Carlsbad
Position: Rear Yard
Sources: I-5 Traffic, Pio Pico Drive
Date: 3/23 – 3/24

TIME	$L_{eq(h)}$ dBA
06:00 - 07:00 PM	67
07:00 - 08:00 PM	67
08:00 - 09:00 PM	65
09:00 - 10:00 PM	65
10:00 - 11:00 PM	64
11:00 - 12:00 AM	62
12:00 - 01:00 AM	60
01:00 - 02:00 AM	58
02:00 - 03:00 AM	58
03:00 - 04:00 AM	59
04:00 - 05:00 AM	62
05:00 - 06:00 AM	67
06:00 - 07:00 AM	68
07:00 - 08:00 AM	69
08:00 - 09:00 AM	69
09:00 - 10:00 AM	69
10:00 - 11:00 AM	69
11:00 - 12:00 PM	69
12:00 - 01:00 PM	69
01:00 - 02:00 PM	69
02:00 - 03:00 PM	69
03:00 - 04:00 PM	69
04:00 - 05:00 PM	69
05:00 - 06:00 PM	69
06:00 - 07:00 PM	66

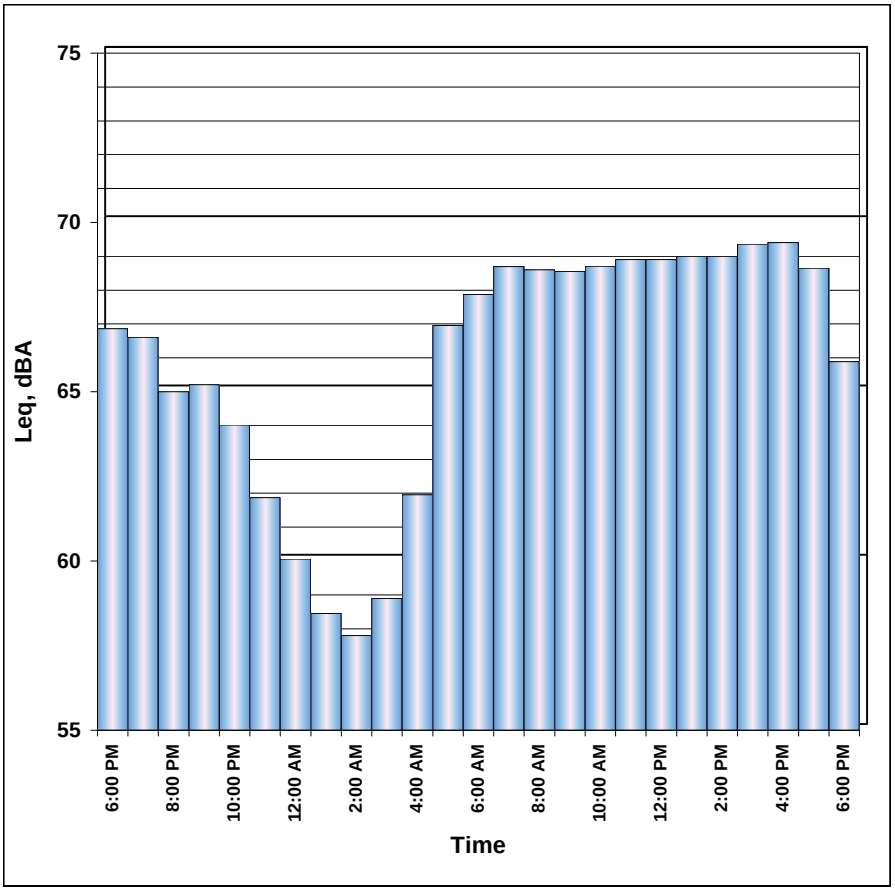

NOTES:

See attached Noise Measurement Form.

NOISE MEASUREMENT FORM

PROJECT: I-5/I-805 San Diego	ENGINEER/TECHNICIAN: Joel Vazquez	DATE: 3/23/04
LOCATION: 1255 Cynthia Lane		SITE NO.: LT 18.1

SOUND LEVEL METER:	MICROPHONE:	PRE AMP:	NOTES:
LD 870	LD 4134	LD900B	
SERIAL #: 870A0344	SERIAL #: 342068	SERIAL #: 3095	
CALIBRATOR: CA250/SN 2127	CALIBRATION/OFFSET, dB: 114.0/21.1	TIME: 18:10:55	
METER SETTINGS: A- weighted, slow, 30 minute interval			photo # 3,4

TIME START	TIME DURATION	L_1	L_{10}	L_{25}	L_{50}	L_{90}	L_{99}	L_{MIN}	L_{MAX}	L_{eq}	NOTES:
18:19	23.75hrs										

SKETCH

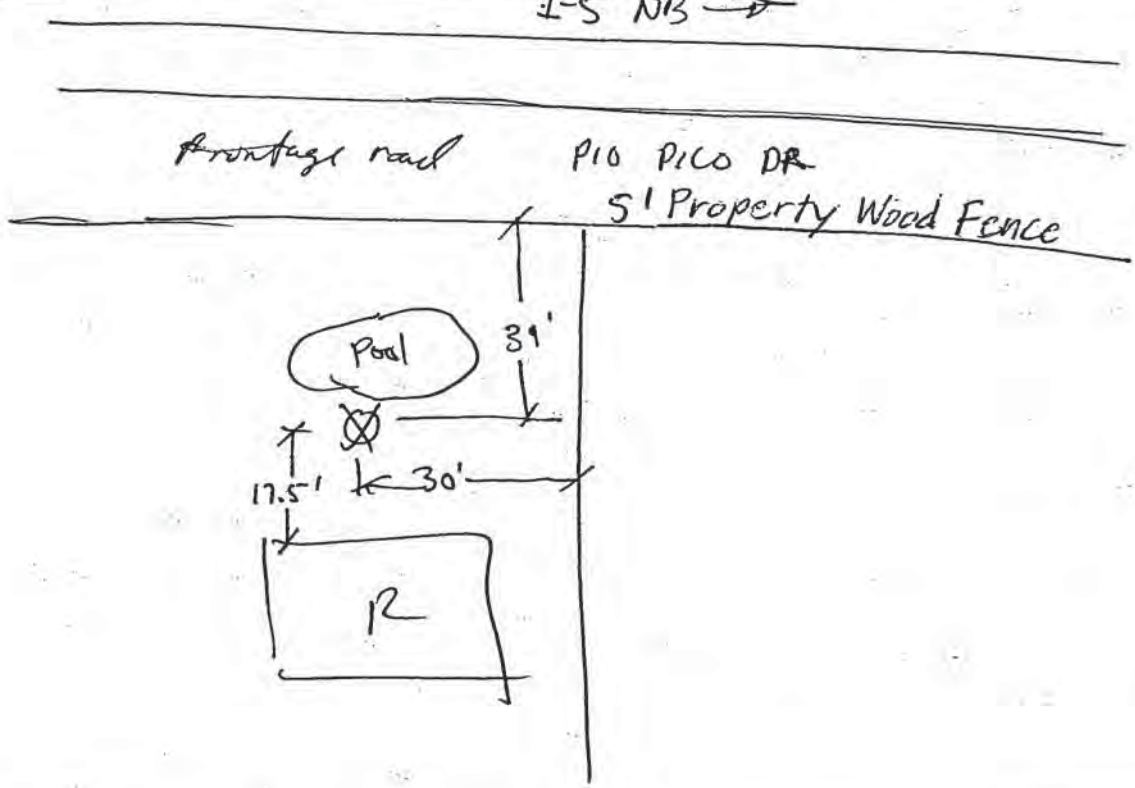

PARSONS

Site LT18.2 Hourly Noise Levels, $L_{eq}(h)$

Location: 2425 Davis Avenue, Carlsbad
Position: Rear Yard
Sources: I-5 Traffic
Date: 3/29 – 3/30

TIME	$L_{eq(h)}$ dBA
05:00 - 06:00 PM	70
06:00 - 07:00 PM	70
07:00 - 08:00 PM	70
08:00 - 09:00 PM	69
09:00 - 10:00 PM	69
10:00 - 11:00 PM	68
11:00 - 12:00 AM	67
12:00 - 01:00 AM	65
01:00 - 02:00 AM	63
02:00 - 03:00 AM	63
03:00 - 04:00 AM	64
04:00 - 05:00 AM	67
05:00 - 06:00 AM	71
06:00 - 07:00 AM	69
07:00 - 08:00 AM	71
08:00 - 09:00 AM	71
09:00 - 10:00 AM	71
10:00 - 11:00 AM	71
11:00 - 12:00 PM	70
12:00 - 01:00 PM	70
01:00 - 02:00 PM	70
02:00 - 03:00 PM	71
03:00 - 04:00 PM	71
04:00 - 05:00 PM	71

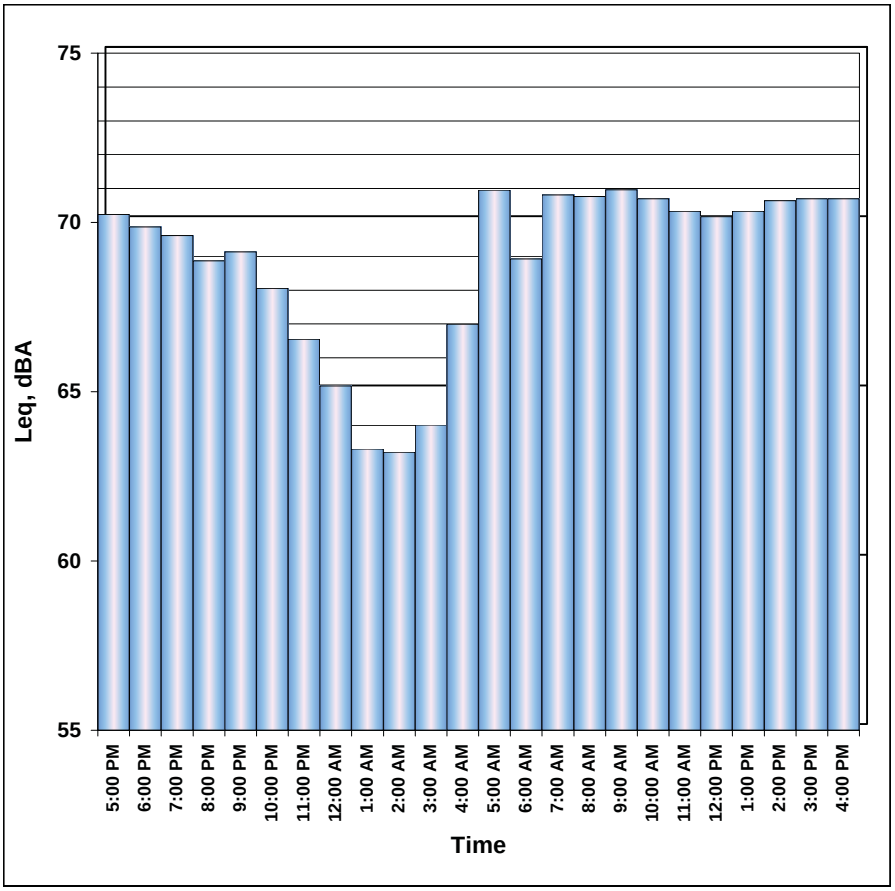

NOTES:

See attached Noise Measurement Form.

NOISE MEASUREMENT FORM

PROJECT: I-5/I-805 San Diego	ENGINEER/TECHNICIAN: Joel Vazquez	DATE: 3/29/09
LOCATION: 2524 Davis Avenue (Residential Backyard)		SITE NO.: 27.18.2

SOUND LEVEL METER:	MICROPHONE:	PRE AMP:	NOTES:
LD810	LD2559	LD900B	
SERIAL #: 870A0128	SERIAL #: 2313	SERIAL #: 3203	Freeway @ grade
CALIBRATOR: CA250 / SN 2127	CALIBRATION/OFFSET, dB: 114.0 / 22.6	TIME: 16:52:19	
METER SETTINGS: A-weighted, slow, 20 minute intervals			Photo: 27, 28, 29

TIME START	TIME DURATION	L_1	L_{10}	L_{25}	L_{50}	L_{90}	L_{99}	L_{MIN}	L_{MAX}	L_{eq}	NOTES:
16:53:00	24-HRS										

SKETCH

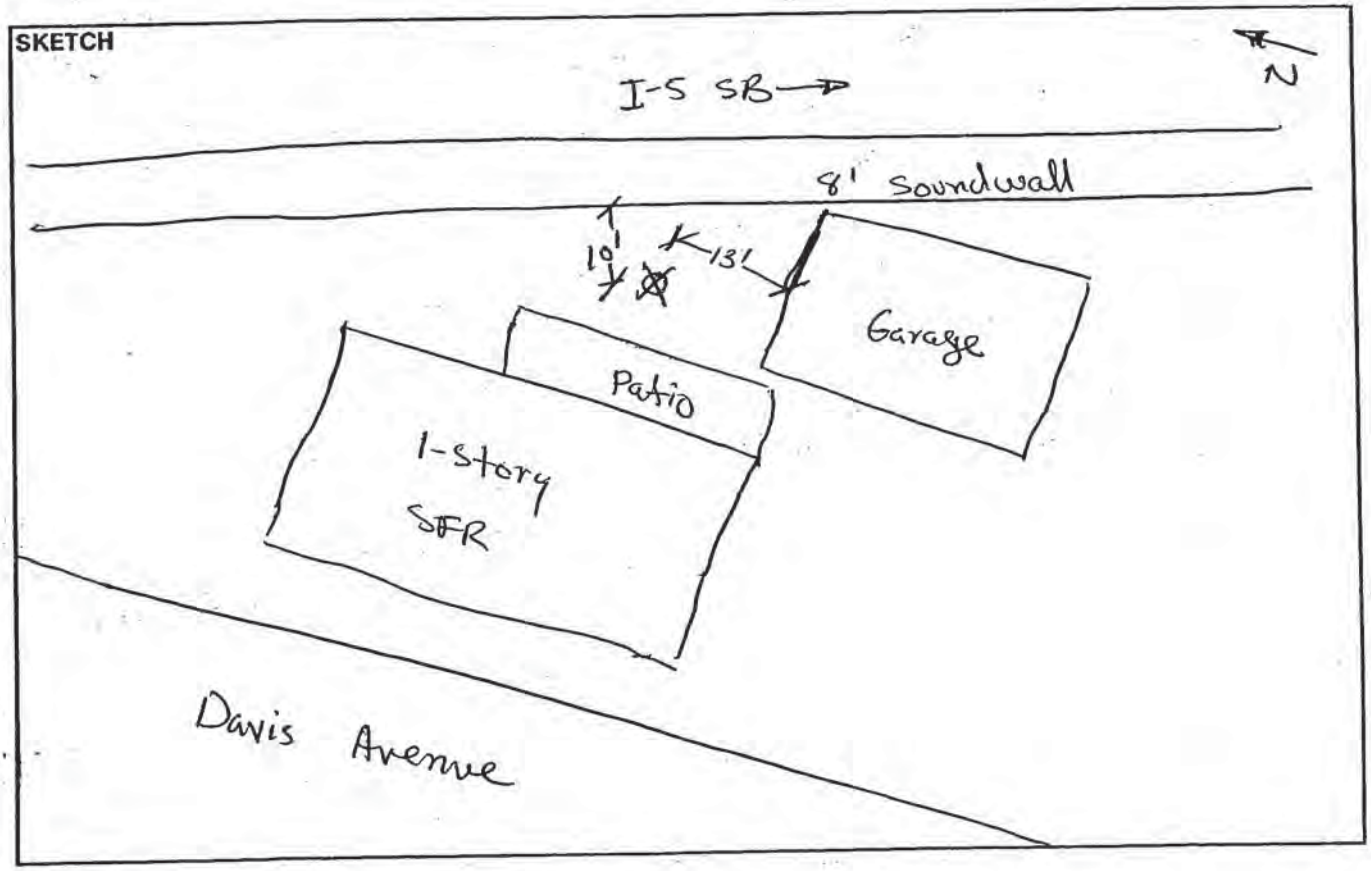

PARSONS

Site LT19.1 Hourly Noise Levels, $L_{eq}(h)$

Location: 1501 Krim Place, Oceanside
Position: Front Yard
Sources: I-5 Traffic, Soto Street
Date: 3/30 – 3/31

TIME	$L_{eq(h)}$ dBA
09:00 - 10:00 AM	68
10:00 - 11:00 AM	69
11:00 - 12:00 PM	69
12:00 - 01:00 PM	69
01:00 - 02:00 PM	69
02:00 - 03:00 PM	69
03:00 - 04:00 PM	68
04:00 - 05:00 PM	68
05:00 - 06:00 PM	69
06:00 - 07:00 PM	68
07:00 - 08:00 PM	67
08:00 - 09:00 PM	66
09:00 - 10:00 PM	65
10:00 - 11:00 PM	64
11:00 - 12:00 AM	63
12:00 - 01:00 AM	61
01:00 - 02:00 AM	60
02:00 - 03:00 AM	59
03:00 - 04:00 AM	60
04:00 - 05:00 AM	62
05:00 - 06:00 AM	67
06:00 - 07:00 AM	67
07:00 - 08:00 AM	68
08:00 - 09:00 AM	67
09:00 - 10:00 AM	68

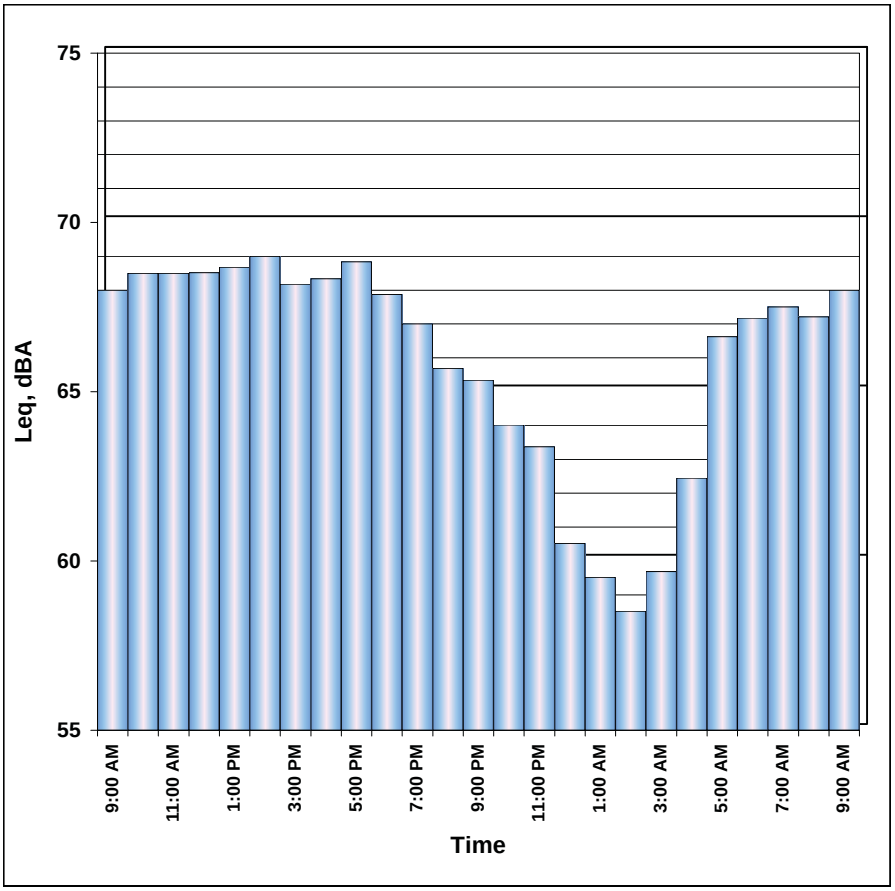

NOTES:

See attached Noise Measurement Form.

NOISE MEASUREMENT FORM

PROJECT: I-5/I-805 San Diego	ENGINEER/TECHNICIAN: Emery Tuttle	DATE: 3-30-04
LOCATION: 1501 KRIM PL S.F.		SITE NO.: LT 19.1

SOUND LEVEL METER:	MICROPHONE:	PRE AMP:	NOTES:
LD 700	—	—	TEMP: 62°F
SERIAL #: 1673	SERIAL #: —	SERIAL #: —	WIND: 1-4 MPH N.
CALIBRATOR: CA250	CALIBRATION/OFFSET, dB: 114.0/114.0	TIME: 8:55A	HUM: 78%
METER SETTINGS: A-WTD, SLOW, 20-MIN INTV			SKIES: CLOUDY

TIME START	TIME DURATION	L_1	L_{10}	L_{25}	L_{50}	L_{90}	L_{99}	L_{MIN}	L_{MAX}	L_{eq}	NOTES:
9:00A	24 HRS										PHOTOS # 41 & 42

SKETCH

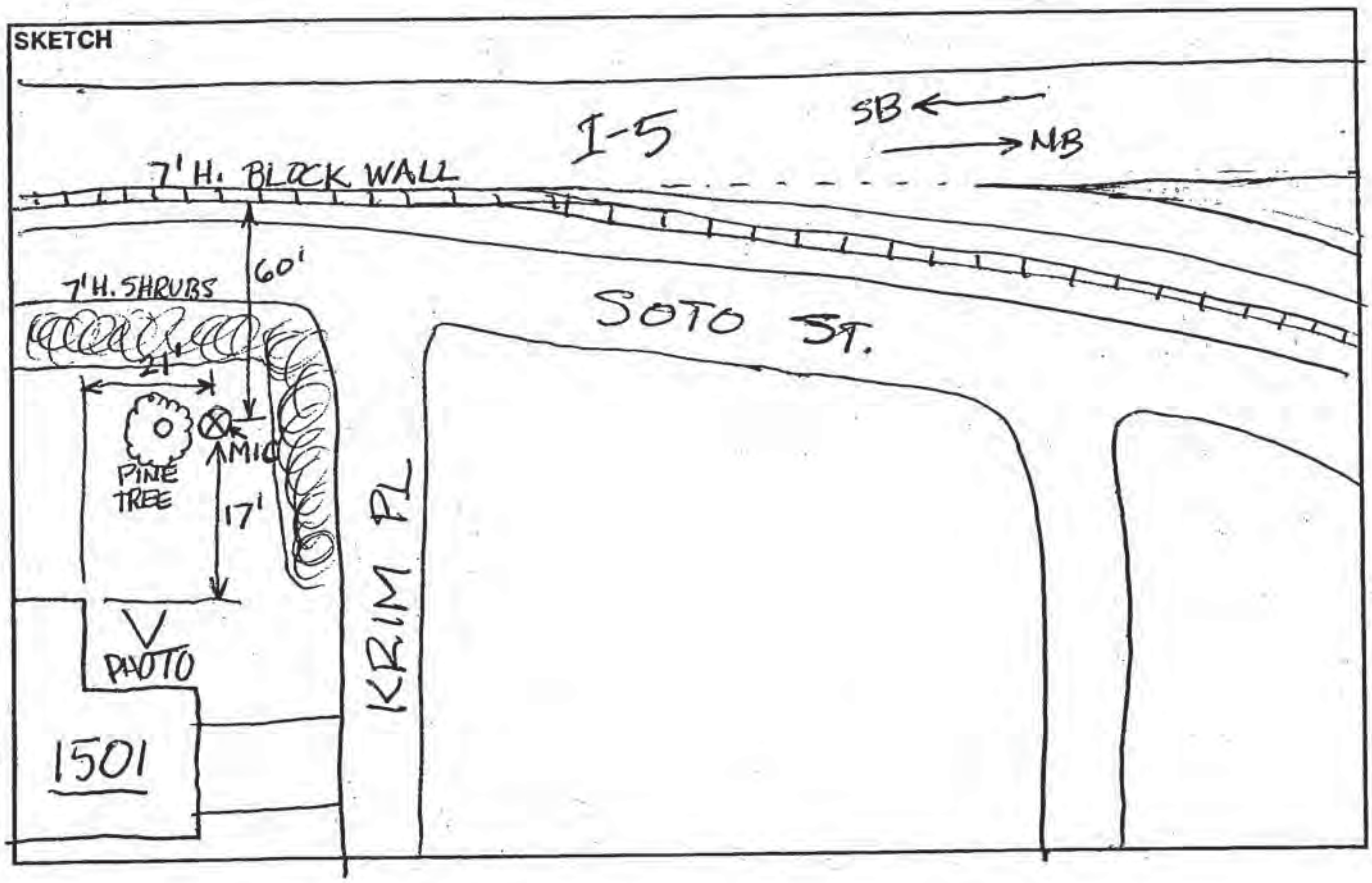

PARSONS

Site LT19.2 Hourly Noise Levels, $L_{eq}(h)$

Location: 1250 Krim Place, Oceanside
Position: Rear Yard
Sources: I-5 Traffic
Date: 3/30 – 3/31

TIME	$L_{eq(h)}$ dBA
09:00 - 10:00 AM	71
10:00 - 11:00 AM	71
11:00 - 12:00 PM	71
12:00 - 01:00 PM	70
01:00 - 02:00 PM	71
02:00 - 03:00 PM	71
03:00 - 04:00 PM	71
04:00 - 05:00 PM	71
05:00 - 06:00 PM	72
06:00 - 07:00 PM	71
07:00 - 08:00 PM	71
08:00 - 09:00 PM	71
09:00 - 10:00 PM	70
10:00 - 11:00 PM	69
11:00 - 12:00 AM	68
12:00 - 01:00 AM	66
01:00 - 02:00 AM	64
02:00 - 03:00 AM	64
03:00 - 04:00 AM	65
04:00 - 05:00 AM	68
05:00 - 06:00 AM	72
06:00 - 07:00 AM	71
07:00 - 08:00 AM	73
08:00 - 09:00 AM	72
09:00 - 10:00 AM	72

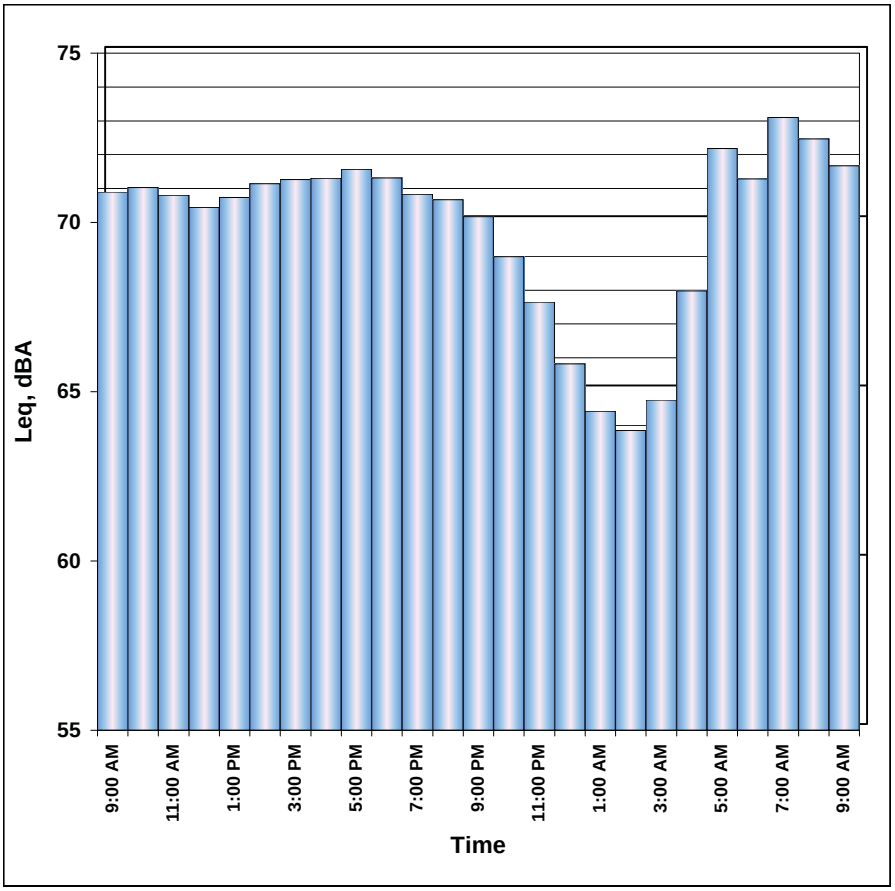

NOTES:

See attached Noise Measurement Form.

NOISE MEASUREMENT FORM

PROJECT:	ENGINEER/TECHNICIAN:	DATE:
I-5/I-805 San Diego	Emery Tuttle	3-30-04

LOCATION:	SITE NO.:
1250 KIRMAR PL S.F.	LT 19.2

SOUND LEVEL METER:	MICROPHONE:	PRE AMP:	NOTES:
LD 870	1/2" R.I. 4134	900B	TEMP: 68°F
SERIAL #: 0344	SERIAL #: 342068	SERIAL #: 3095	WIND: 1-2MPH N.
CALIBRATOR: CA250	CALIBRATION/OFFSET, dB: 114.0/114.0	TIME: 9:45A	HUM: 56%
METER SETTINGS: A-WTD, SLOW, 20-MIN. INTERVALS			SKIES: PTLY CLDY.

TIME START	TIME DURATION	L_1	L_{10}	L_{25}	L_{50}	L_{90}	L_{99}	L_{MIN}	L_{MAX}	L_{eq}	NOTES:
9:50A	24-HRS										PHOTOS #43 & 44
INTV #1	-73										

SKETCH

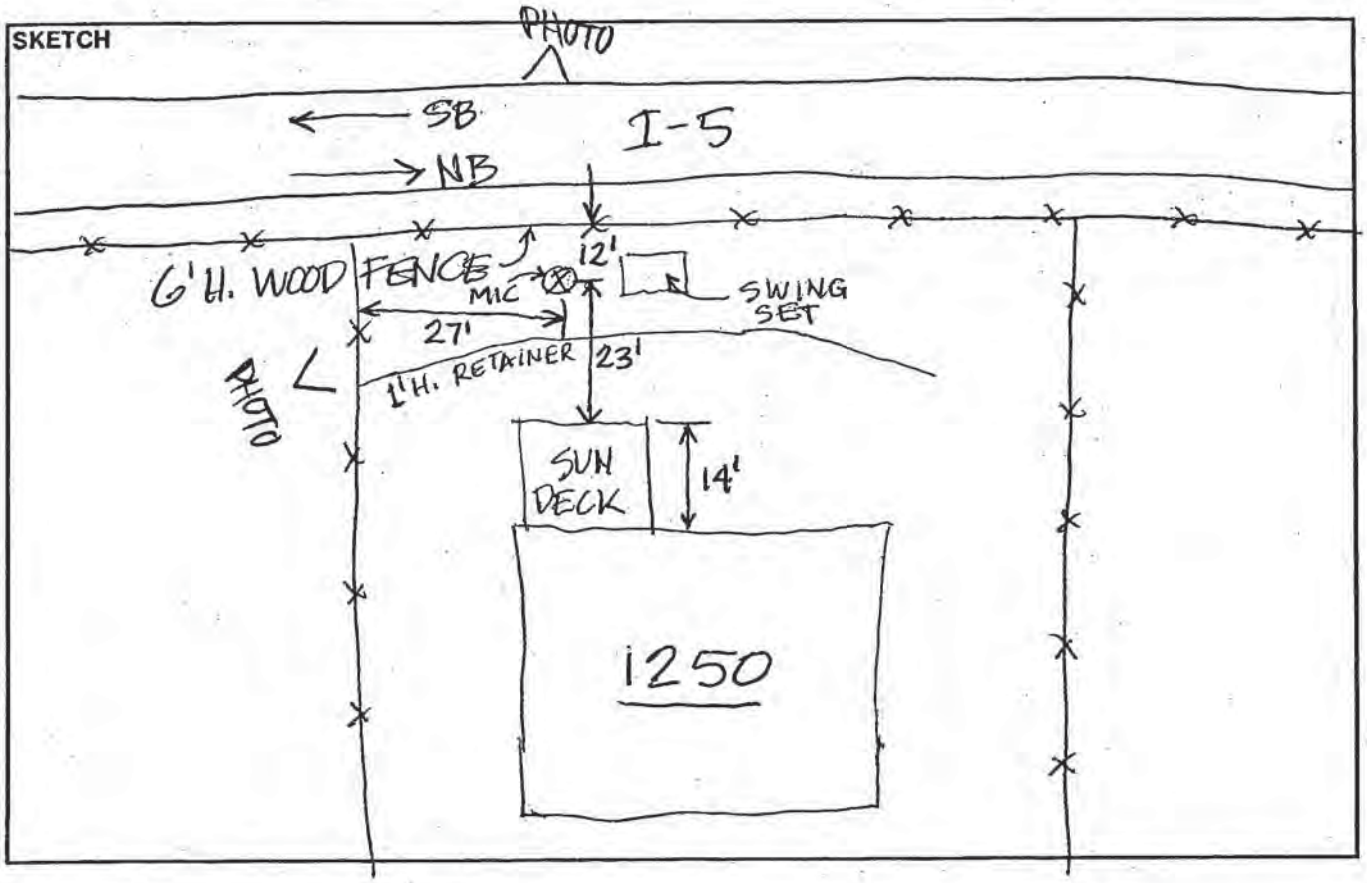

PARSONS

Site LT19.3 Hourly Noise Levels, $L_{eq}(h)$

Location: 1613 Lopez Street, Oceanside
Position: Rear Yard
Sources: I-5 Traffic, Soto Street
Date: 3/23 – 3/24

TIME	$L_{eq(h)}$ dBA
08:00 - 09:00 PM	63
09:00 - 10:00 PM	63
10:00 - 11:00 PM	62
11:00 - 12:00 AM	59
12:00 - 01:00 AM	58
01:00 - 02:00 AM	56
02:00 - 03:00 AM	57
03:00 - 04:00 AM	56
04:00 - 05:00 AM	59
05:00 - 06:00 AM	64
06:00 - 07:00 AM	67
07:00 - 08:00 AM	66
08:00 - 09:00 AM	66
09:00 - 10:00 AM	66
10:00 - 11:00 AM	66
11:00 - 12:00 PM	67
12:00 - 01:00 PM	67
01:00 - 02:00 PM	66
02:00 - 03:00 PM	67
03:00 - 04:00 PM	67
04:00 - 05:00 PM	67
05:00 - 06:00 PM	67
06:00 - 07:00 PM	66
07:00 - 08:00 PM	65
08:00 - 09:00 PM	65

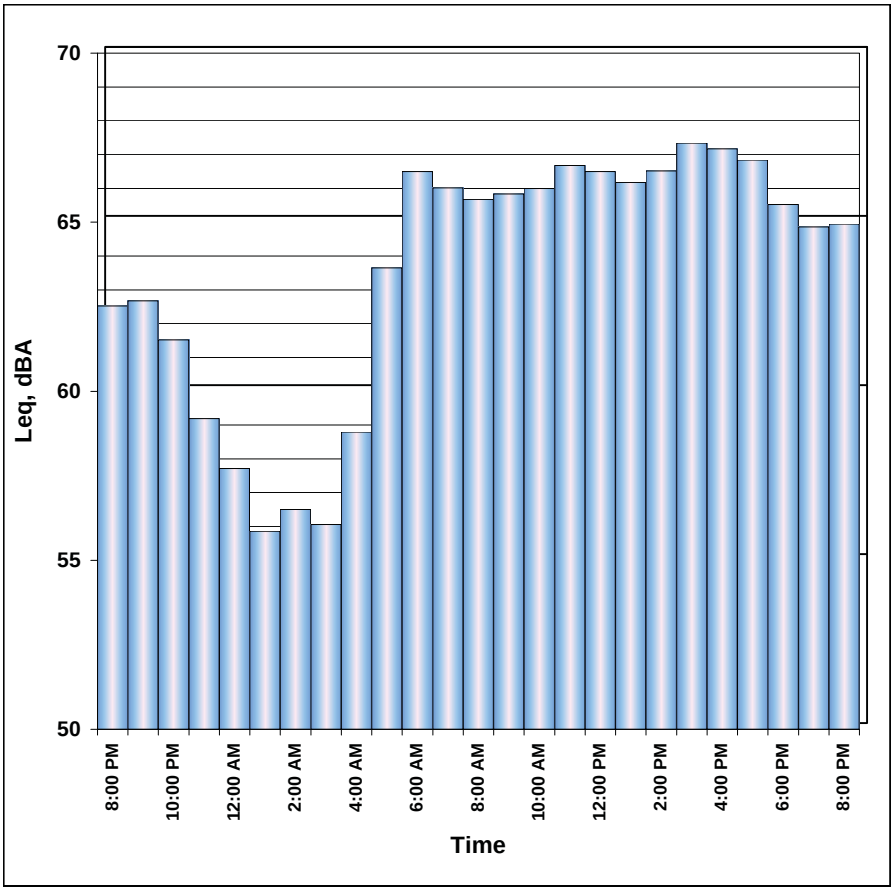

NOTES:

See attached Noise Measurement Form.

NOISE MEASUREMENT FORM

PROJECT: I-5/I-805 San Diego	ENGINEER/TECHNICIAN: Emery Tuttle	DATE: 3-23-04
LOCATION: 1613 LOPEZ ST. S.F.		SITE NO.: LT193

SOUND LEVEL METER: LD-700	MICROPHONE: —	PRE AMP: —	NOTES: TEMP: 60°F WIND: 0-2MPH HUM: 90% SKIES: PTLY. CL.
SERIAL #: 1673	SERIAL #: —	SERIAL #: —	
CALIBRATOR: CA250	CALIBRATION/OFFSET, dB: 114.0/114.5	TIME: 19:10	
METER SETTINGS: A-WTD, SLOW, 20MIN INTERVALS			

TIME START	TIME DURATION	L_1	L_{10}	L_{25}	L_{50}	L_{90}	L_{99}	L_{MIN}	L_{MAX}	L_{eq}	NOTES:
20:00	24HRS										PHOTO #13

SKETCH

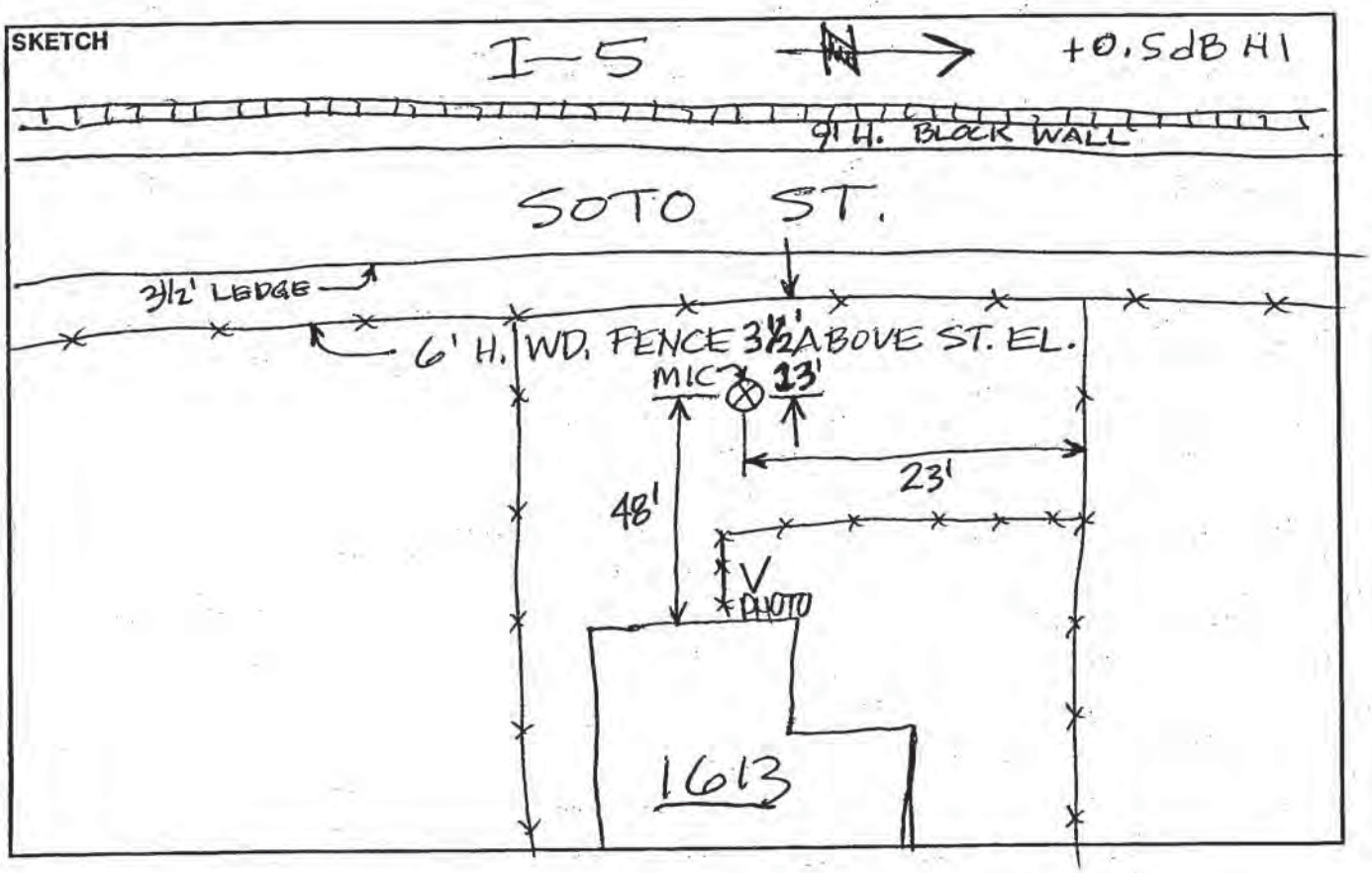

PARSONS

Site LT19.4 Hourly Noise Levels, $L_{eq}(h)$

Location: 1310 Kerr Way, Oceanside
Position: Rear Yard
Sources: I-5 Traffic
Date: 3/24 – 3/25 **Note:** See attached Noise Measurement Form.

TIME	$L_{eq(h)}$ dBA
11:00 - 12:00 PM	73
12:00 - 01:00 PM	72
01:00 - 02:00 PM	72
02:00 - 03:00 PM	73
03:00 - 04:00 PM	73
04:00 - 05:00 PM	73
05:00 - 06:00 PM	73
06:00 - 07:00 PM	72
07:00 - 08:00 PM	72
08:00 - 09:00 PM	72
09:00 - 10:00 PM	72
10:00 - 11:00 PM	71
11:00 - 12:00 AM	70
12:00 - 01:00 AM	68
01:00 - 02:00 AM	66
02:00 - 03:00 AM	66
03:00 - 04:00 AM	67
04:00 - 05:00 AM	69
05:00 - 06:00 AM	73
06:00 - 07:00 AM	75
07:00 - 08:00 AM	75
08:00 - 09:00 AM	73
09:00 - 10:00 AM	72
10:00 - 11:00 AM	72
11:00 - 12:00 PM	72
12:00 - 01:00 PM	72
01:00 - 02:00 PM	72
02:00 - 03:00 PM	72
03:00 - 04:00 PM	72
04:00 - 05:00 PM	71
05:00 - 06:00 PM	73

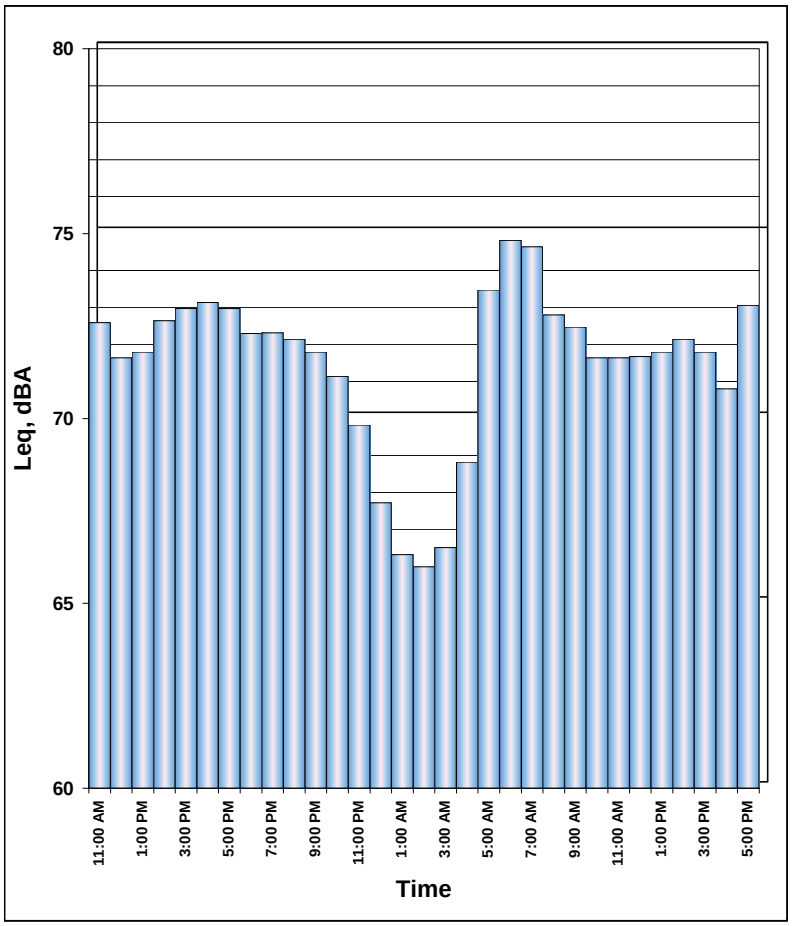

NOTES:

See attached Noise Measurement Form.

NOISE MEASUREMENT FORM

PROJECT: I-5/I-805 San Diego	ENGINEER/TECHNICIAN: Emery Tuttle	DATE: 3-24-04
LOCATION: 1310 KERR WY S.F.		SITE NO.: LT 19.4

SOUND LEVEL METER: LD 700	MICROPHONE: —	PRE AMP: —	NOTES:
SERIAL #: 2247	SERIAL #: —	SERIAL #: —	TEMP: 73°F WIND: CALM HUM: 44% SKIES: PTLY CLOUDY
CALIBRATOR: CA250	CALIBRATION/OFFSET, dB: 114.0/114.7	TIME: 10:30	
METER SETTINGS: A-WTD, SLOW, 20MIN INTV			

TIME START	TIME DURATION	L_1	L_{10}	L_{25}	L_{50}	L_{90}	L_{99}	L_{MIN}	L_{MAX}	L_{eq}	NOTES:
11:00A	30 HRS										PHOTO #7 COME AFTER NOON

SKETCH

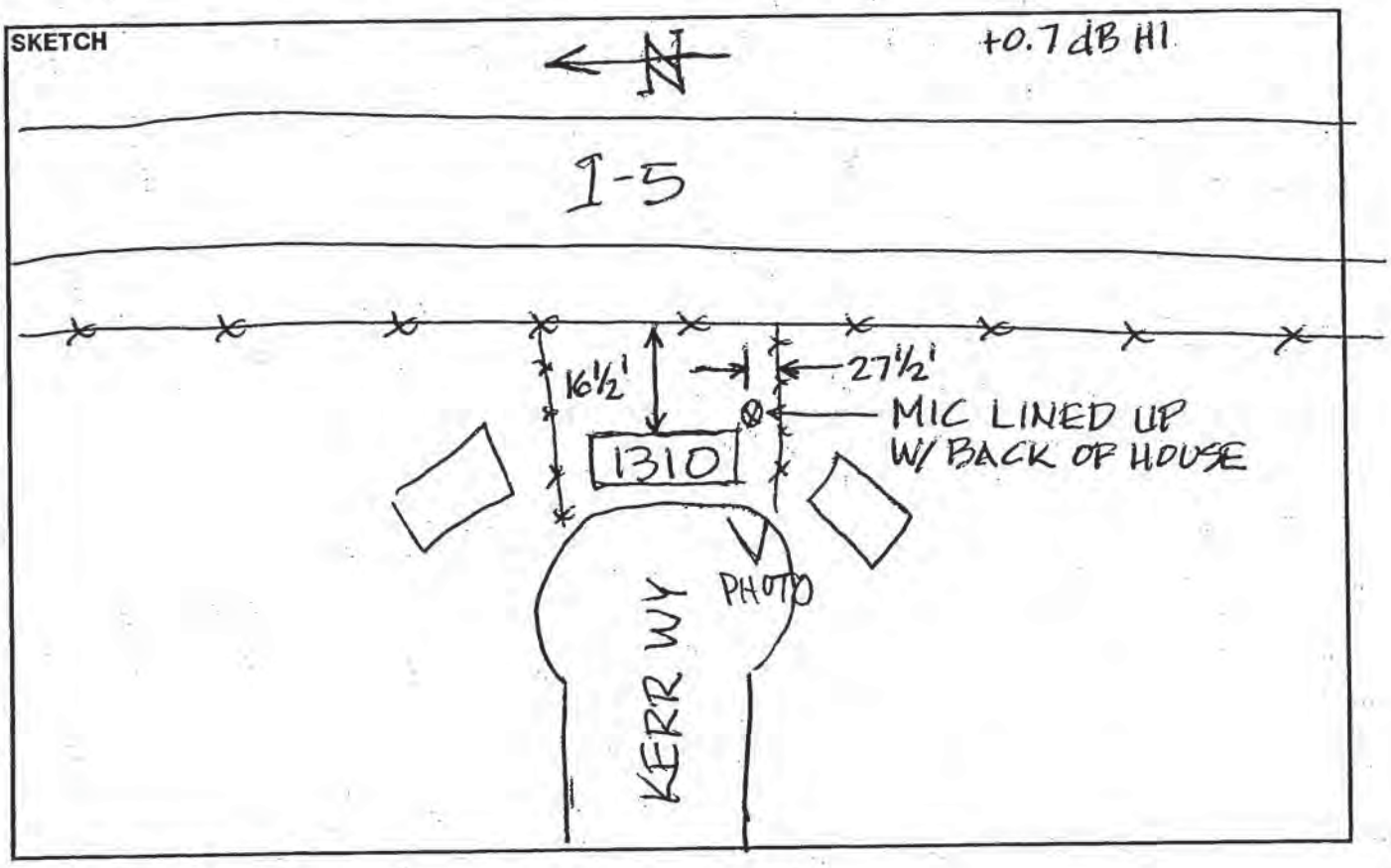

PARSONS

Site LT19.5 Hourly Noise Levels, $L_{eq}(h)$

Location: 1464 Moreno Street, Oceanside
Position: Rear Yard
Sources: I-5 Traffic
Date: 3/23 – 3/24

TIME	$L_{eq(h)}$ dBA
08:00 - 09:00 PM	68
09:00 - 10:00 PM	67
10:00 - 11:00 PM	66
11:00 - 12:00 AM	65
12:00 - 01:00 AM	63
01:00 - 02:00 AM	62
02:00 - 03:00 AM	61
03:00 - 04:00 AM	62
04:00 - 05:00 AM	65
05:00 - 06:00 AM	69
06:00 - 07:00 AM	70
07:00 - 08:00 AM	70
08:00 - 09:00 AM	69
09:00 - 10:00 AM	69
10:00 - 11:00 AM	68
11:00 - 12:00 PM	68
12:00 - 01:00 PM	68
01:00 - 02:00 PM	68
02:00 - 03:00 PM	69
03:00 - 04:00 PM	69
04:00 - 05:00 PM	69
05:00 - 06:00 PM	69
06:00 - 07:00 PM	68
07:00 - 08:00 PM	68
08:00 - 09:00 PM	68

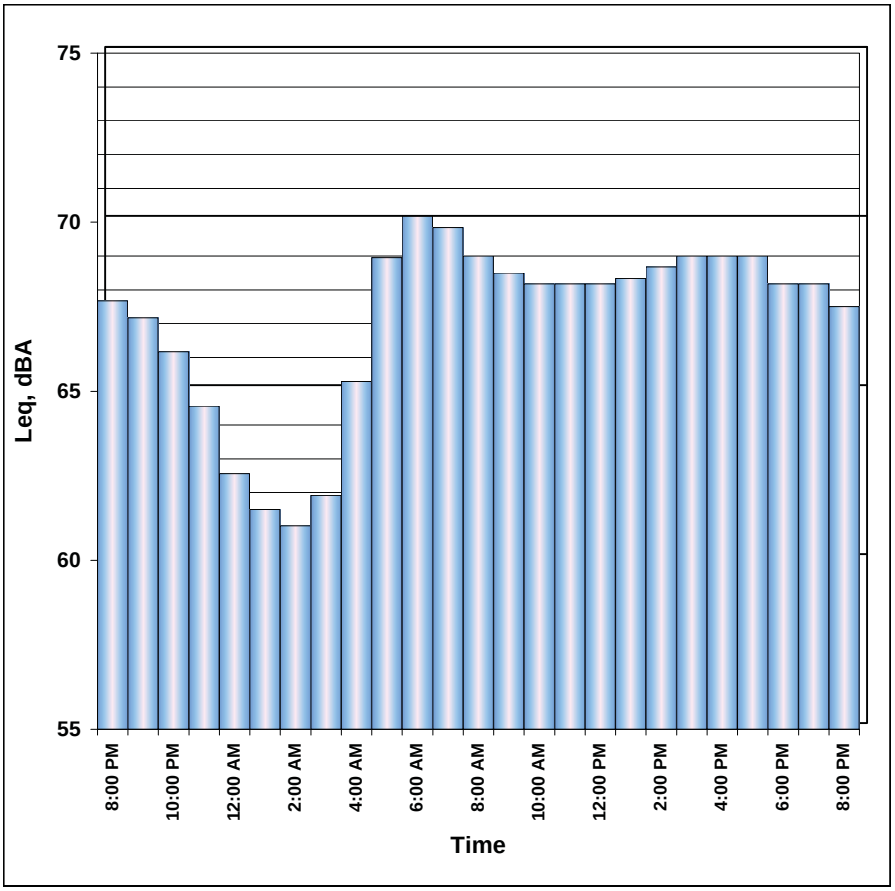

NOTES:

See attached Noise Measurement Form.

NOISE MEASUREMENT FORM

PROJECT: I-5/I-805 San Diego	ENGINEER/TECHNICIAN: Emery Tuttle	DATE: 3-23-04
LOCATION: 1464 MORENO ST S.F.		SITE NO.: LT-19.5

SOUND LEVEL METER:	MICROPHONE:	PRE AMP:	NOTES:
LD 700	—	—	TEMP: 62°F
SERIAL #: 1636	SERIAL #: —	SERIAL #: —	WIND: 0-2MPH
CALIBRATOR: CA 250	CALIBRATION/OFFSET, dB: 114.0/114.0	TIME: 19:45	HUM: 94%
METER SETTINGS: A-WTD, SLOW 20-MIN INTERVALS			SKIES: PTLY. CLDY.

TIME START	TIME DURATION	L_1	L_{10}	L_{25}	L_{50}	L_{90}	L_{99}	L_{MIN}	L_{MAX}	L_{eq}	NOTES:
20:00	24 HRS										PHOTO # 17

SKETCH

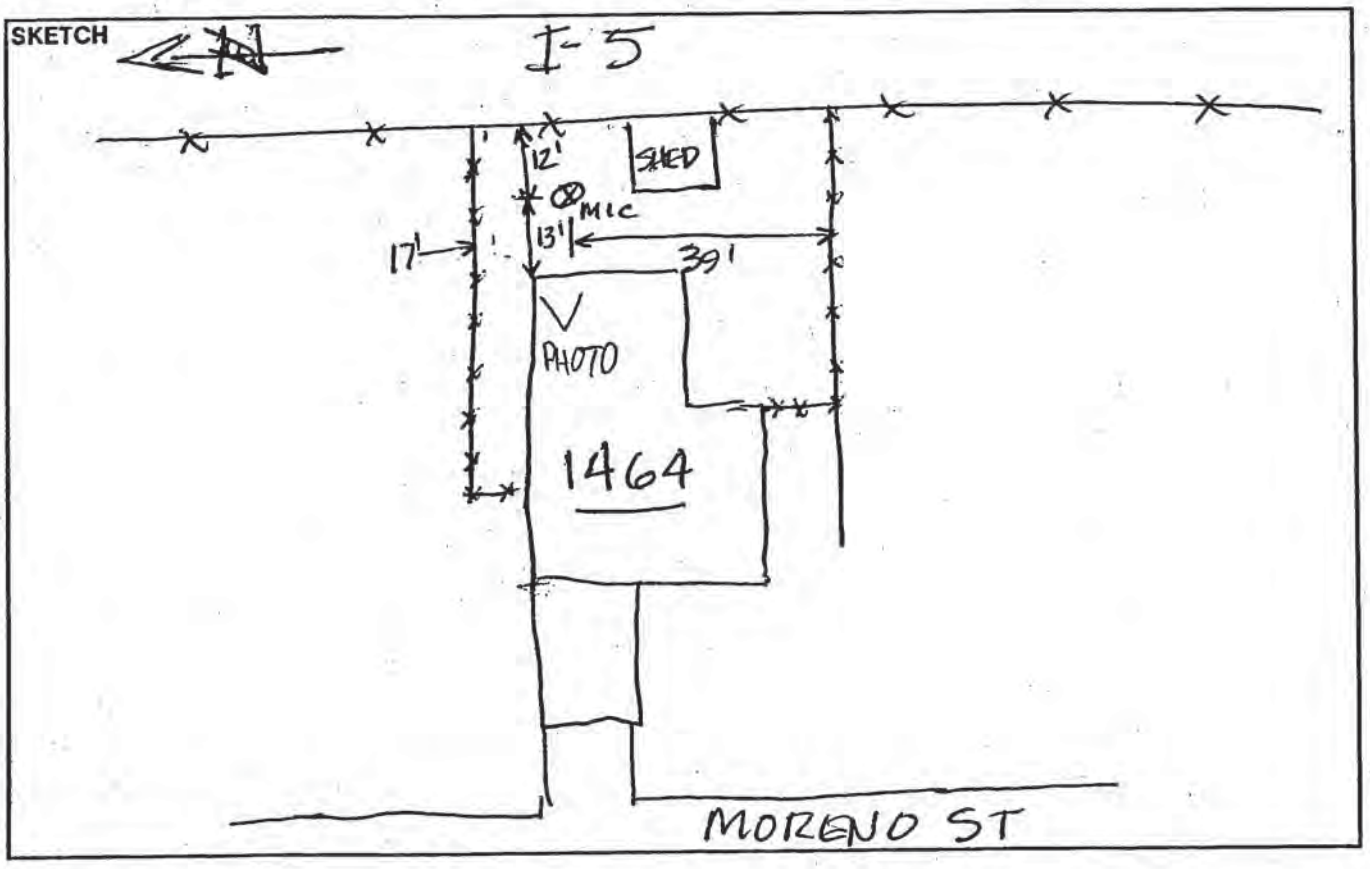

PARSONS

Site LT19.6 Hourly Noise Levels, $L_{eq}(h)$

Location: 1437 Belleaire Street, Oceanside
Position: Rear Yard
Sources: I-5 Traffic
Date: 6/9 – 6/10

TIME	$L_{eq(h)}$ dBA
11:00 - 12:00 PM	65
12:00 - 01:00 PM	65
01:00 - 02:00 PM	65
02:00 - 03:00 PM	67
03:00 - 04:00 PM	67
04:00 - 05:00 PM	67
05:00 - 06:00 PM	68
06:00 - 07:00 PM	68
07:00 - 08:00 PM	67
08:00 - 09:00 PM	67
09:00 - 10:00 PM	66
10:00 - 11:00 PM	66
11:00 - 12:00 AM	63
12:00 - 01:00 AM	61
01:00 - 02:00 AM	60
02:00 - 03:00 AM	59
03:00 - 04:00 AM	59
04:00 - 05:00 AM	62
05:00 - 06:00 AM	66
06:00 - 07:00 AM	66
07:00 - 08:00 AM	65
08:00 - 09:00 AM	65
09:00 - 10:00 AM	66
10:00 - 11:00 AM	66
11:00 - 12:00 PM	67
12:00 - 12:00 AM	66

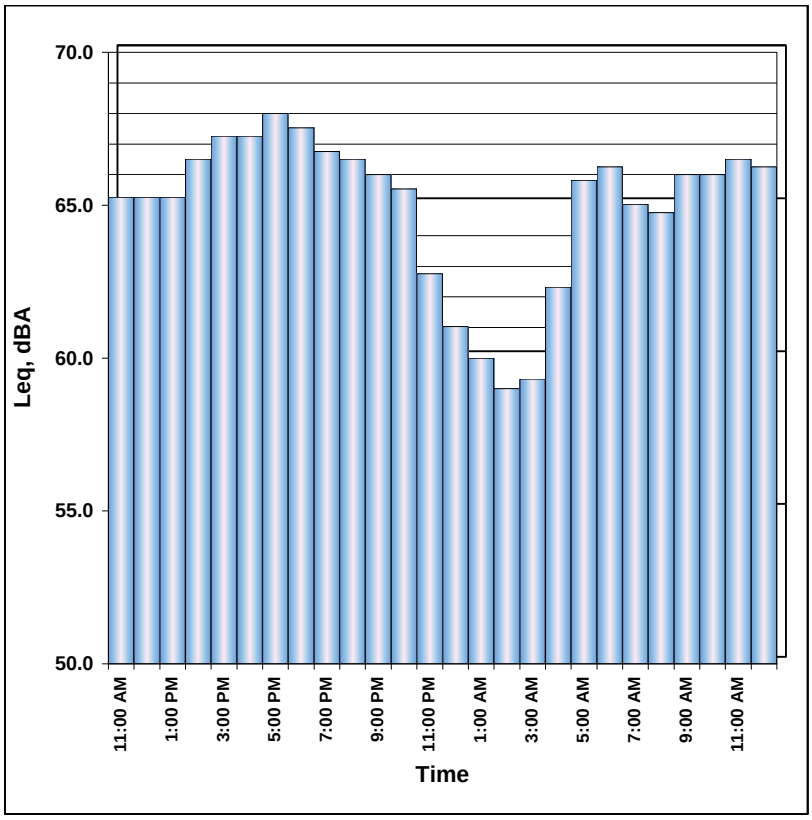

NOTES:

See attached Noise Measurement Form.

NOISE MEASUREMENT FORM

PROJECT:	ENGINEER/TECHNICIAN:	DATE:
I-5/I-805 San Diego	Joel Vazquez	6/9/04

LOCATION:	SITE NO.:
1437 Belleaire Street, oceanside	LT 19.6

SOUND LEVEL METER:	MICROPHONE:	PRE AMP:	NOTES:
LD 700	—	—	T: 77.3°F
SERIAL #: 1636	SERIAL #: —	SERIAL #: —	H: 38%
CALIBRATOR: CA250 /SN 2479	CALIBRATION/OFFSET, dB: 114.5	TIME: 11:05:00	W: 1.0 mph, SE
METER SETTINGS: A- weighted, slow, 30 minute intervals			Skies: Partly Cloudy

TIME START	TIME DURATION	L_1	L_{10}	L_{25}	L_{50}	L_{90}	L_{99}	L_{MIN}	L_{MAX}	L_{eq}	NOTES:
11:15:00	2hrs										

SKETCH

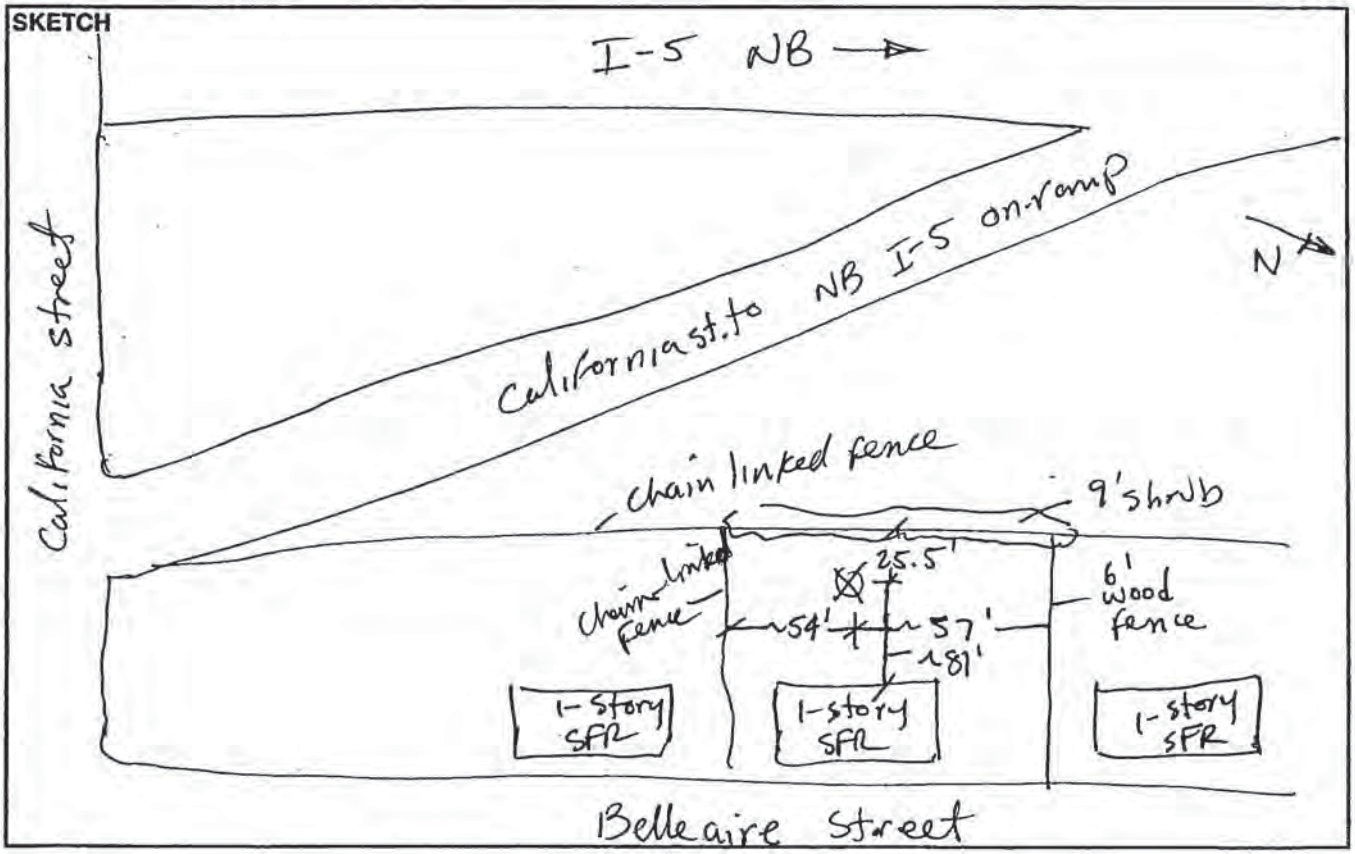

PARSONS

Site LT20.1 Hourly Noise Levels, $L_{eq}(h)$

Location: 324½ Garfield Street, Oceanside
Position: Rear Yard
Sources: I-5 Traffic
Date: 3/23 – 3/24

TIME	$L_{eq(h)}$ dBA
05:00 - 06:00 PM	72
06:00 - 07:00 PM	71
07:00 - 08:00 PM	71
08:00 - 09:00 PM	70
09:00 - 10:00 PM	70
10:00 - 11:00 PM	68
11:00 - 12:00 AM	67
12:00 - 01:00 AM	65
01:00 - 02:00 AM	64
02:00 - 03:00 AM	63
03:00 - 04:00 AM	64
04:00 - 05:00 AM	68
05:00 - 06:00 AM	72
06:00 - 07:00 AM	73
07:00 - 08:00 AM	73
08:00 - 09:00 AM	72
09:00 - 10:00 AM	71
10:00 - 11:00 AM	70
11:00 - 12:00 PM	70
12:00 - 01:00 PM	70
01:00 - 02:00 PM	70
02:00 - 03:00 PM	71
03:00 - 04:00 PM	72
04:00 - 05:00 PM	72
05:00 - 06:00 PM	71
06:00 - 07:00 PM	71
07:00 - 08:00 PM	70

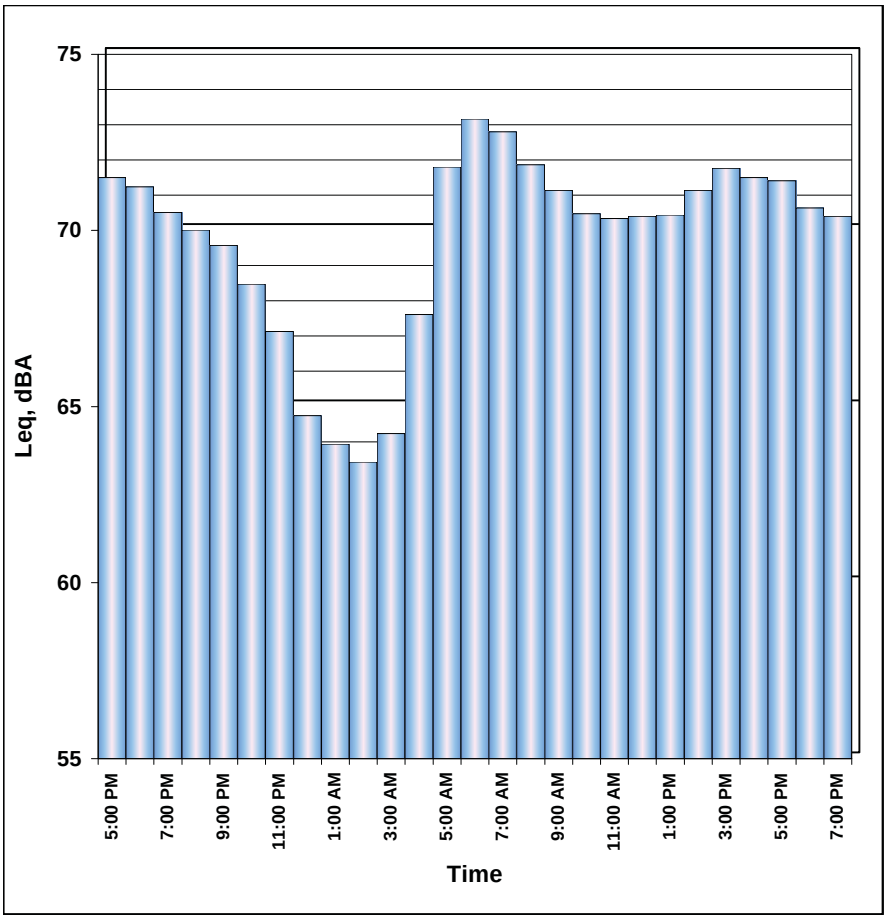

NOTES:

See attached Noise Measurement Form.

NOISE MEASUREMENT FORM

PROJECT:	ENGINEER/TECHNICIAN:	DATE:
I-5/I-805 San Diego	Emery Tuttle	3-23-04

LOCATION:	SITE NO.:
324 1/2 GARFIELD ST S.F. (RENTALS)	LT20.1

SOUND LEVEL METER:	MICROPHONE:	PRE AMP:	NOTES:
LD 820	1/2-INCH	828	TEMP: 67°F
SERIAL #: 1177	SERIAL #:	SERIAL #:	WIND: CALM
CALIBRATOR: CA250	CALIBRATION/OFFSET, dB: 114.0/114.0	TIME: 5:15P	HUM: 78%
METER SETTINGS: A-WTD, SLOW, 20-MIN INTV			SKIES: ~~OVER~~ PTLY CLDY TO CLR.

TIME START	TIME DURATION	L_1	L_{10}	L_{25}	L_{50}	L_{90}	L_{99}	L_{MIN}	L_{MAX}	L_{eq}	NOTES:
5:20P	26 HRS										PHOTO #6

SKETCH

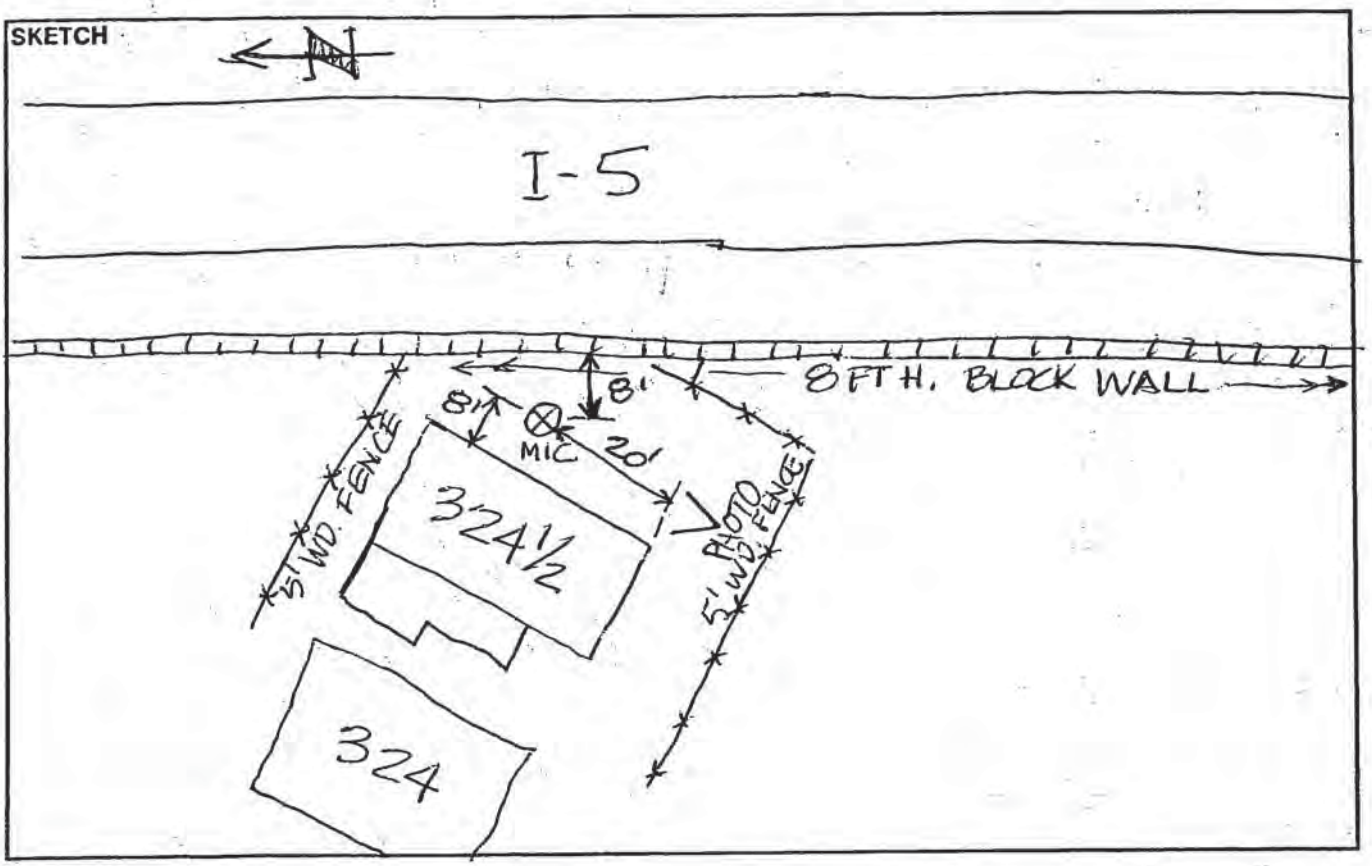

PARSONS

Site LT21.1 Hourly Noise Levels, $L_{eq}(h)$

Location: 1306 Buena Street, Oceanside
Position: Side Yard
Sources: I-5 Traffic
Date: 3/22 – 3/23

TIME	$L_{eq(h)}$ dBA
02:00 - 03:00 PM	78
03:00 - 04:00 PM	78
04:00 - 05:00 PM	78
05:00 - 06:00 PM	77
06:00 - 07:00 PM	76
07:00 - 08:00 PM	76
08:00 - 09:00 PM	75
09:00 - 10:00 PM	74
10:00 - 11:00 PM	73
11:00 - 12:00 AM	71
12:00 - 01:00 AM	70
01:00 - 02:00 AM	68
02:00 - 03:00 AM	68
03:00 - 04:00 AM	69
04:00 - 05:00 AM	73
05:00 - 06:00 AM	76
06:00 - 07:00 AM	78
07:00 - 08:00 AM	78
08:00 - 09:00 AM	77
09:00 - 10:00 AM	78
10:00 - 11:00 AM	78
11:00 - 12:00 PM	78
12:00 - 01:00 PM	78
01:00 - 02:00 PM	78
02:00 - 03:00 PM	78
03:00 - 04:00 PM	78
04:00 - 05:00 PM	78

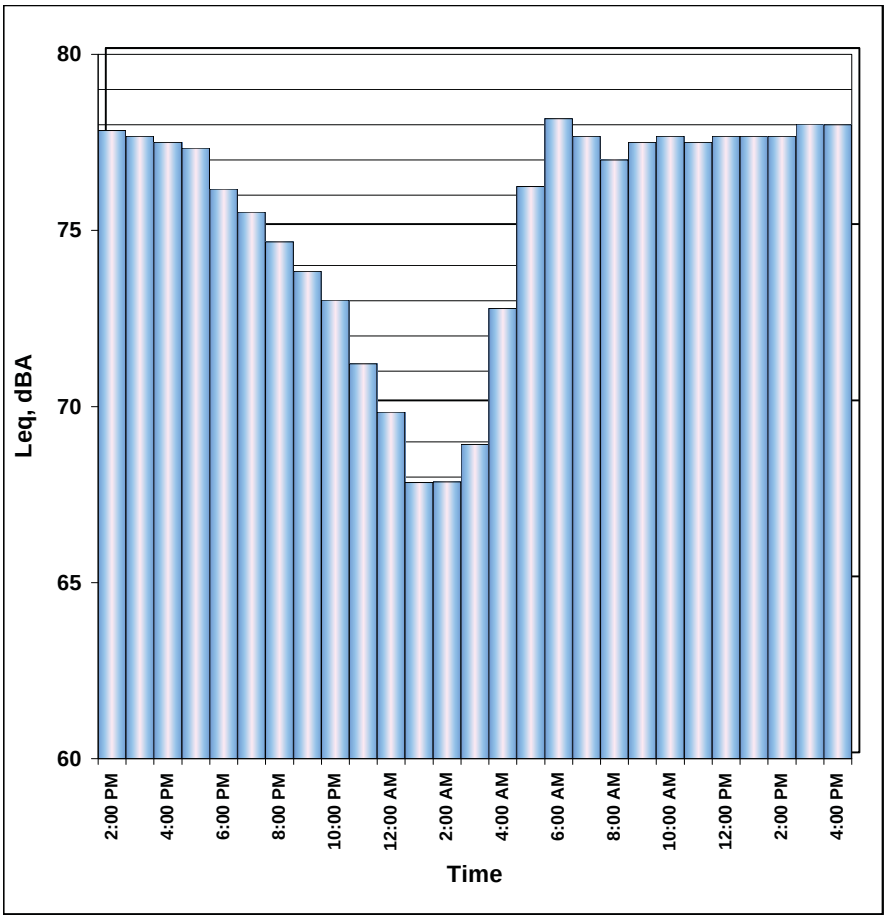

NOTES:

See attached Noise Measurement Form.

NOISE MEASUREMENT FORM

PROJECT: I-5/I-805 San Diego	ENGINEER/TECHNICIAN: Emery Tuttle	DATE: 3-22-04
LOCATION: 1306 BUENA ST. S.F.		SITE NO.: LT21.1

SOUND LEVEL METER:	MICROPHONE:	PRE AMP:	NOTES:
LD700			PHOTO #3
SERIAL #: 1636	SERIAL #:	SERIAL #:	
CALIBRATOR: CA250	CALIBRATION/OFFSET, dB: 114.0/114.0	TIME: 13:50	
METER SETTINGS: A-WTD, SLOW, 20-MIN INTV			

TIME START	TIME DURATION	L_1	L_{10}	L_{25}	L_{50}	L_{90}	L_{99}	L_{MIN}	L_{MAX}	L_{eq}	NOTES:
14:00	26 HRS										TEMP: 68° HUM: 63% WIND: 0-3 SKIES: OVERCAST

SKETCH

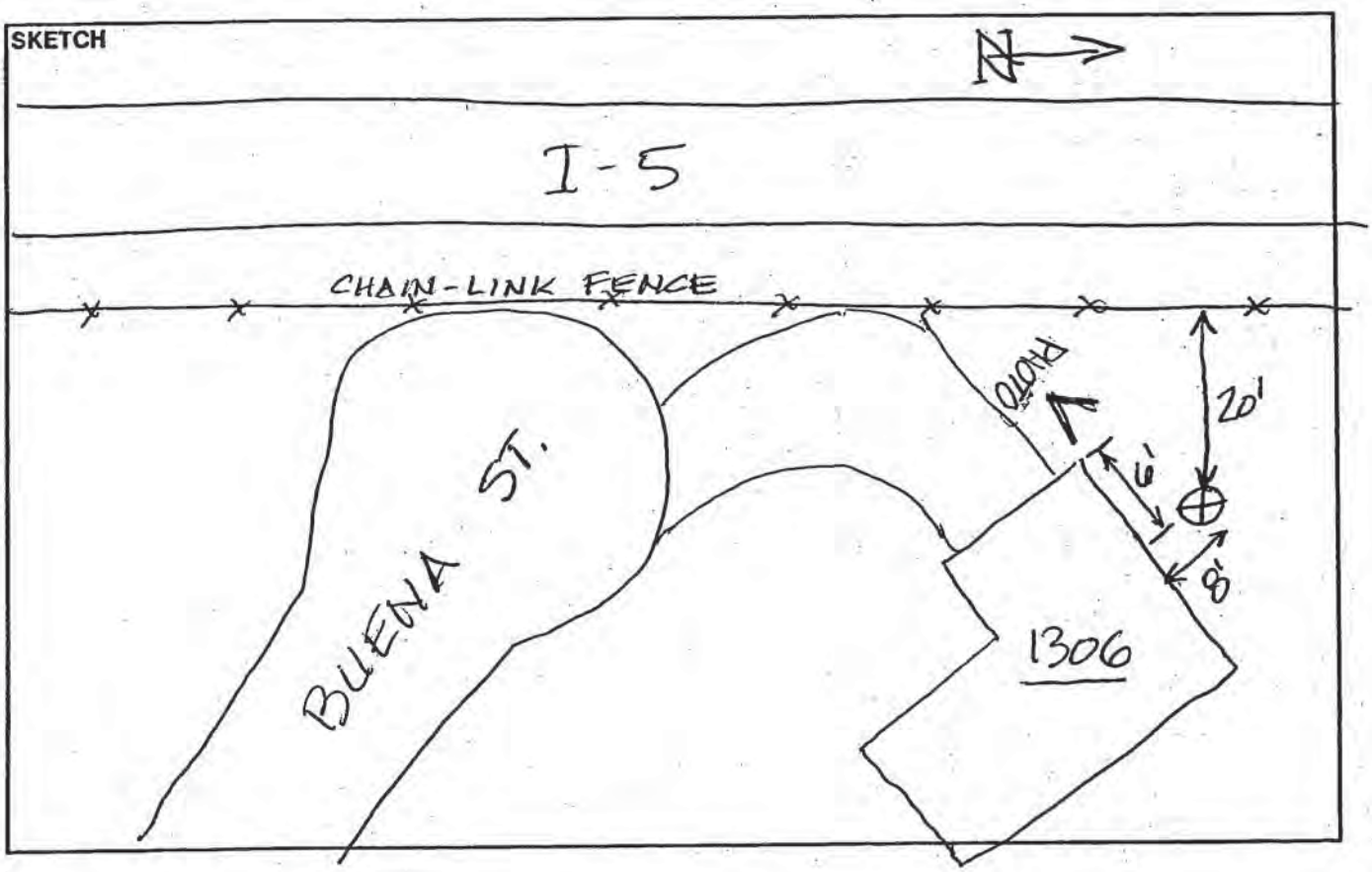

PARSONS

Site LT21.2 Hourly Noise Levels, $L_{eq}(h)$

Location: 910 Winward Way, Oceanside
Position: Side Yard
Sources: I-5 Traffic
Date: 3/22 – 3/23

TIME	$L_{eq(h)}$ dBA
01:00 - 02:00 PM	73
02:00 - 03:00 PM	74
03:00 - 04:00 PM	74
04:00 - 05:00 PM	75
05:00 - 06:00 PM	75
06:00 - 07:00 PM	74
07:00 - 08:00 PM	73
08:00 - 09:00 PM	73
09:00 - 10:00 PM	73
10:00 - 11:00 PM	71
11:00 - 12:00 AM	70
12:00 - 01:00 AM	68
01:00 - 02:00 AM	66
02:00 - 03:00 AM	66
03:00 - 04:00 AM	67
04:00 - 05:00 AM	70
05:00 - 06:00 AM	74
06:00 - 07:00 AM	76
07:00 - 08:00 AM	75
08:00 - 09:00 AM	74
09:00 - 10:00 AM	74
10:00 - 11:00 AM	75
11:00 - 12:00 PM	74
12:00 - 01:00 PM	74
01:00 - 02:00 PM	74
02:00 - 03:00 PM	74
03:00 - 04:00 PM	74
04:00 - 05:00 PM	74

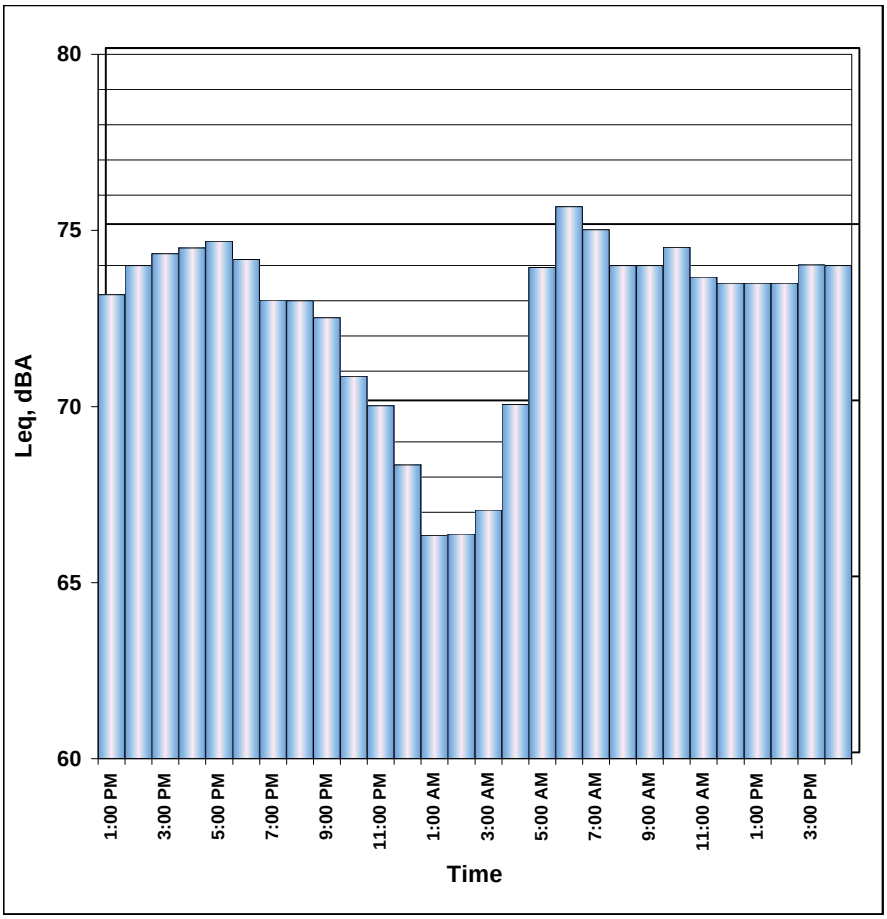

NOTES:

See attached Noise Measurement Form.

NOISE MEASUREMENT FORM

PROJECT: I-5/I-805 San Diego	ENGINEER/TECHNICIAN: Emery Tuttle	DATE: 3-22-04
LOCATION: 910 WINWARD WY S.F.		SITE NO.: LT 21.2

SOUND LEVEL METER:	MICROPHONE:	PRE AMP:	NOTES:
LD-700			TEMP 63°
SERIAL #: 1673	SERIAL #:	SERIAL #:	WIND 0-3MPH
CALIBRATOR: CA 250	CALIBRATION/OFFSET, dB: 114.0/114.0	TIME: 12 NOON	HUM 72%
METER SETTINGS: A-WTD, SLOW, 20 MIN INTV			SKIES OVERCAST

TIME START	TIME DURATION	L_1	L_{10}	L_{25}	L_{50}	L_{90}	L_{99}	L_{MIN}	L_{MAX}	L_{eq}	NOTES:
13:00	26.5 hrs										PHOTO #2

SKETCH

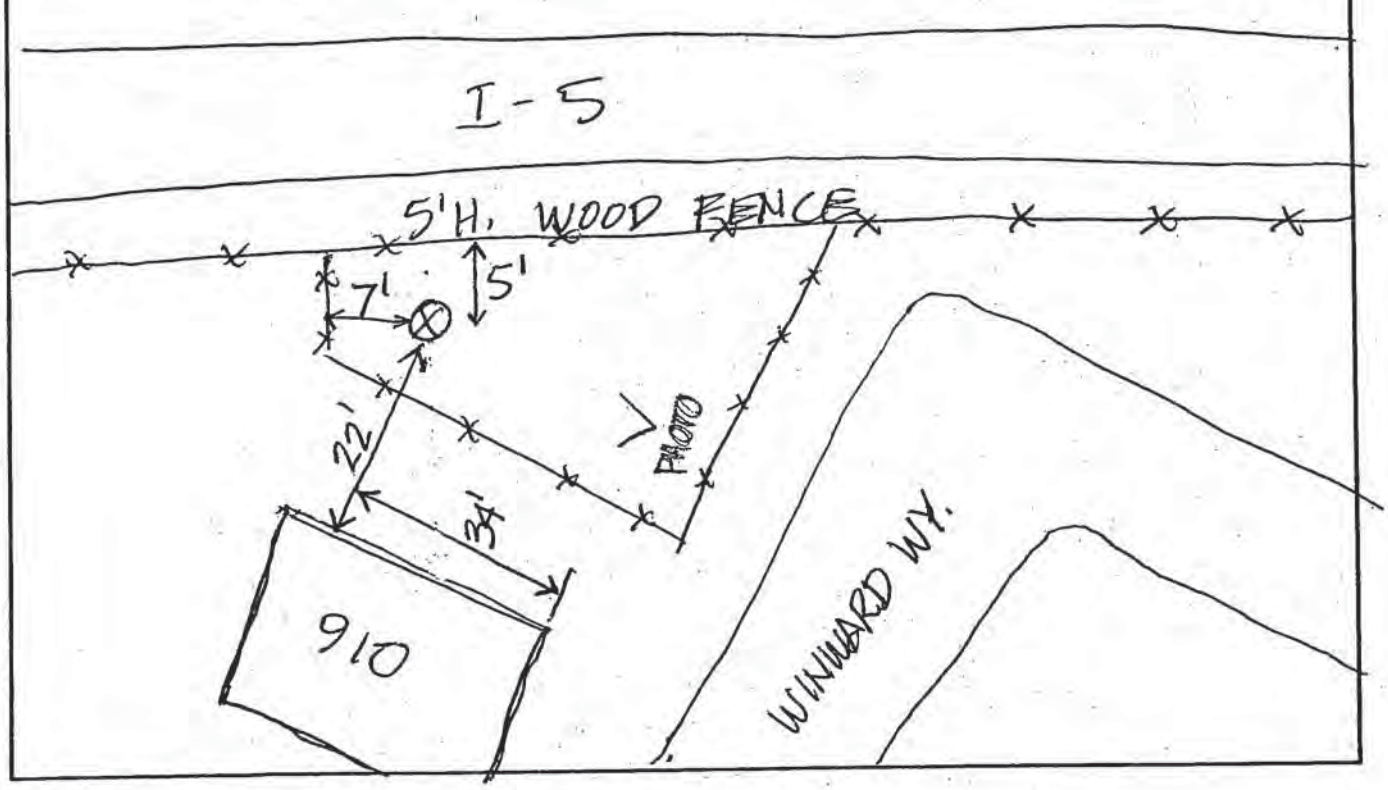

PARSONS

Site LT22.1 Hourly Noise Levels, $L_{eq}(h)$

Location: 519 Monterey Drive, Oceanside
Position: Side Yard
Sources: I-5 Traffic
Date: 3/22 – 3/23

TIME	$L_{eq(h)}$ dBA
09:00 - 10:00 AM	80
10:00 - 11:00 AM	80
11:00 - 12:00 PM	80
12:00 - 01:00 PM	80
01:00 - 02:00 PM	79
02:00 - 03:00 PM	80
03:00 - 04:00 PM	80
04:00 - 05:00 PM	80
05:00 - 06:00 PM	79
06:00 - 07:00 PM	78
07:00 - 08:00 PM	78
08:00 - 09:00 PM	77
09:00 - 10:00 PM	76
10:00 - 11:00 PM	75
11:00 - 12:00 AM	74
12:00 - 01:00 AM	72
01:00 - 02:00 AM	71
02:00 - 03:00 AM	71
03:00 - 04:00 AM	72
04:00 - 05:00 AM	76
05:00 - 06:00 AM	79
06:00 - 07:00 AM	80
07:00 - 08:00 AM	80
08:00 - 09:00 AM	79
09:00 - 10:00 AM	80
10:00 - 11:00 AM	80
11:00 - 12:00 PM	80

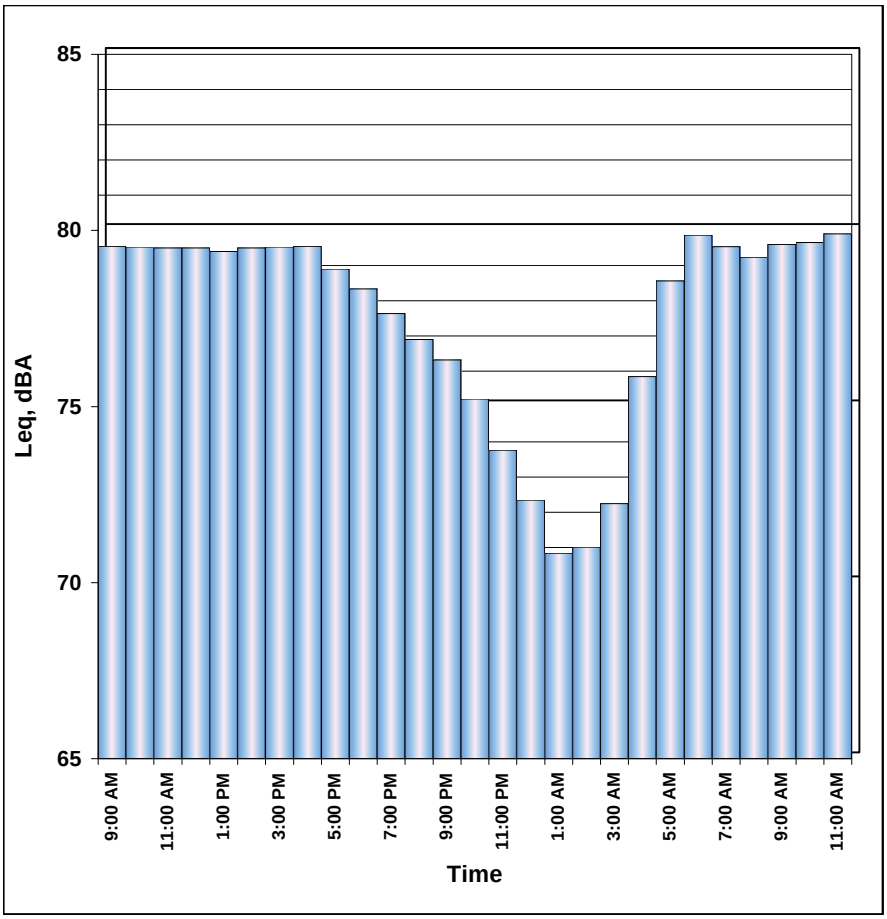

NOTES:

See attached Noise Measurement Form.

NOISE MEASUREMENT FORM

PROJECT:	ENGINEER/TECHNICIAN:	DATE:
I-5/I-805 San Diego	Emery Tuttle	2-22-04

LOCATION:	SITE NO.:
519 MONTEREY DR. OCEANSIDE	LT 22.1

SOUND LEVEL METER:	MICROPHONE:	PRE AMP:	NOTES:
LD-820	1/2-INCH	828	SKIES OVERCAST WIND 2-4mph E. TEMP 58.9 HUM 89%
SERIAL #: W27	SERIAL #:	SERIAL #:	
CALIBRATOR: CA 250	CALIBRATION/OFFSET, dB: 114.0/114.0	TIME: 9:20A	
METER SETTINGS: A-WTD, SLOW, 20 MIN INTV			

TIME START	TIME DURATION	L_1	L_{10}	L_{25}	L_{50}	L_{90}	L_{99}	L_{MIN}	L_{MAX}	L_{eq}	NOTES:
9:25A	.26hrs										PHOTO #1

SKETCH

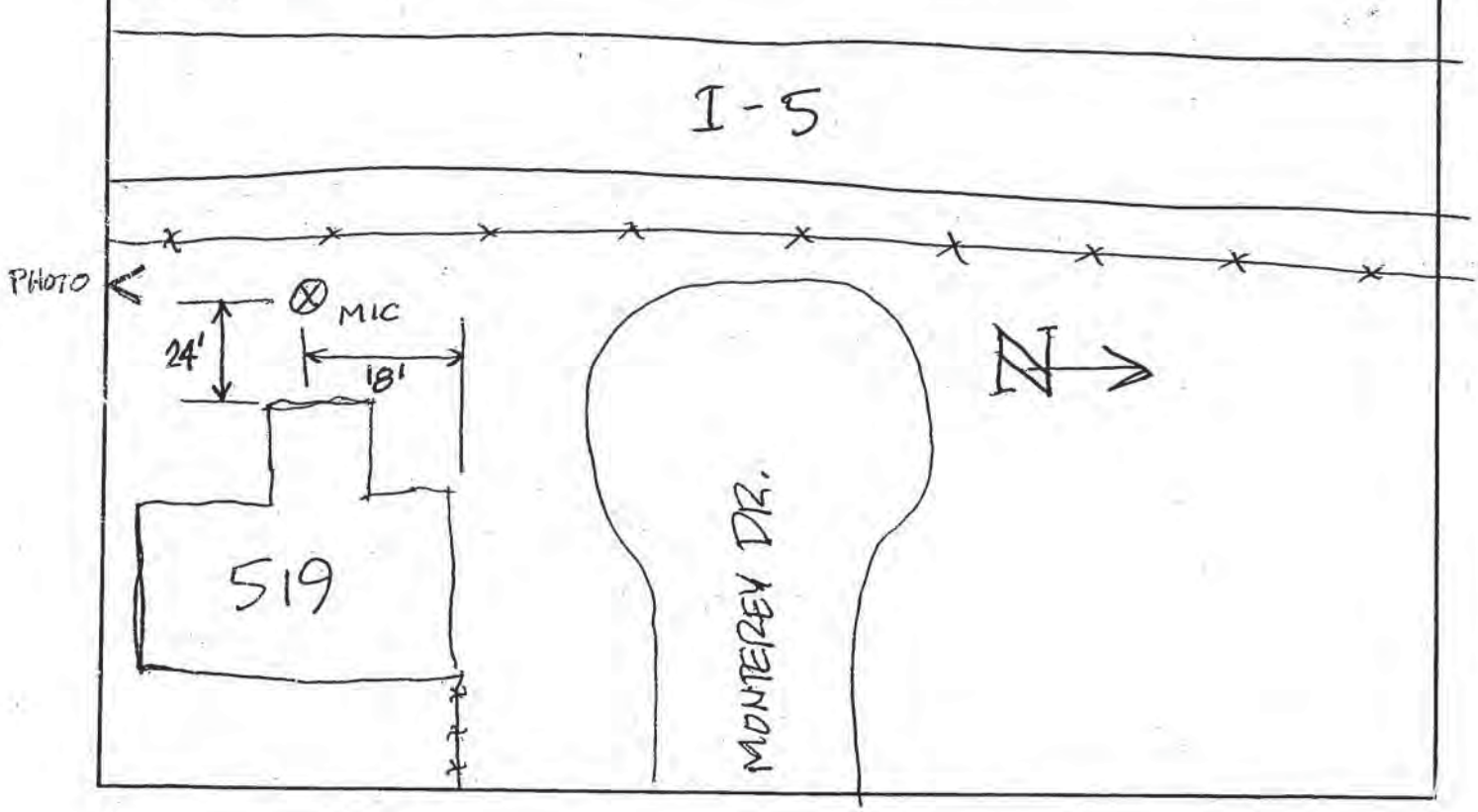

PARSONS

CLASSROOM NOISE MEASUREMENT FIELD FORMS

NOISE MEASUREMENT FORM

PROJECT:	ENGINEER:	DATE:
I-5 San Diego	SU	9/23/07

LOCATION:	SITE NO.:
Del Mar Hills Elem School	ST53A

SOUND LEVEL METER:	MICROPHONE:	PRE AMP:	NOTES:
① LD820 / 870 ②	GRAS / 4134	828 / 4003	Room 9
SERIAL #: A1177 / 555	SERIAL #: 16927 / 2068	SERIAL #: 1629 / 2547	Short-Term
CALIBRATOR: CA250	CALIBRATION/OFFSET, dB: 114.0 dB	TIME: 13:45	Indoor / Outdoor
METER SETTING: A weighting / Slow			At Classroom (facing I-5)

	TIME START	TIME END	L_1	L_{10}	L_{25}	L_{50}	L_{90}	L_{99}	L_{MIN}	L_{MAX}	L_{eq}	NOTES:
①	13.50	14.10	63.9	58.6	57.1	56	54.6	53.3	53.1	67.2	57.1	Temp: 90°F
②	13.50	14.10	65.5	57.5	53.7	51.4	47.8	45	43.7	67.4	55.0	Hum: 31%
												Wind: 2.5 mph

SKETCH

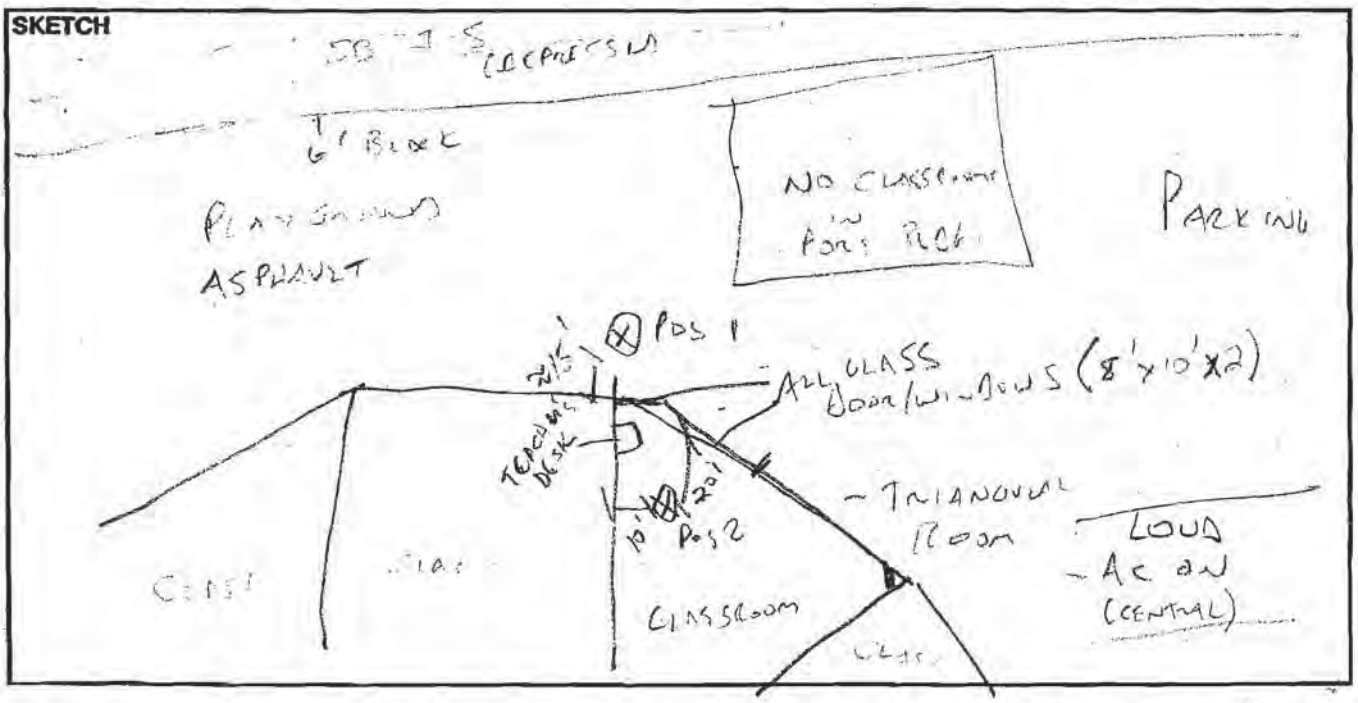

- Freeway source not loud enough to create a source outside (competes with A.C.)
- No windows – AC always on.

PARSONS

NOISE MEASUREMENT FORM

PROJECT:	ENGINEER:	DATE:
I-5 SAN DIEGO	SV	9/22/04

LOCATION:	SITE NO.:
SANTA FE MONTESSORI SCHOOL	ST6.5A

SOUND LEVEL METER:	MICROPHONE:	PRE AMP:	NOTES:
820 / 2900	GRAS / 4134	828 / 9009	SHORT-TERM INDOOR/OUTDOOR OF A CLASSROOM
SERIAL #: A1177 / 236	SERIAL #: 16927 / 2068	SERIAL #: 1629 / 2997	
CALIBRATOR: CA250	CALIBRATION/OFFSET, dB: 114.0 dB	TIME: 16:40	
METER SETTING: A WEIGHT / SLOW		CHECKED OK	-TRAFFIC FREE FLOWING!

	TIME START	TIME END	L_1	L_{10}	L_{25}	L_{50}	L_{90}	L_{99}	L_{MIN}	L_{MAX}	L_{eq}	NOTES:
1	16:46	17:06	63	61.6	60.7	59.8	58	57.1	56.9	66.2	60.3	Temp: 82°F
2	16:46	17:06	57.5	44	41.5	40.5	39	38	36.5	47.2	40.5	Hu: 30%
												Wind: 4.6 mph

SKETCH

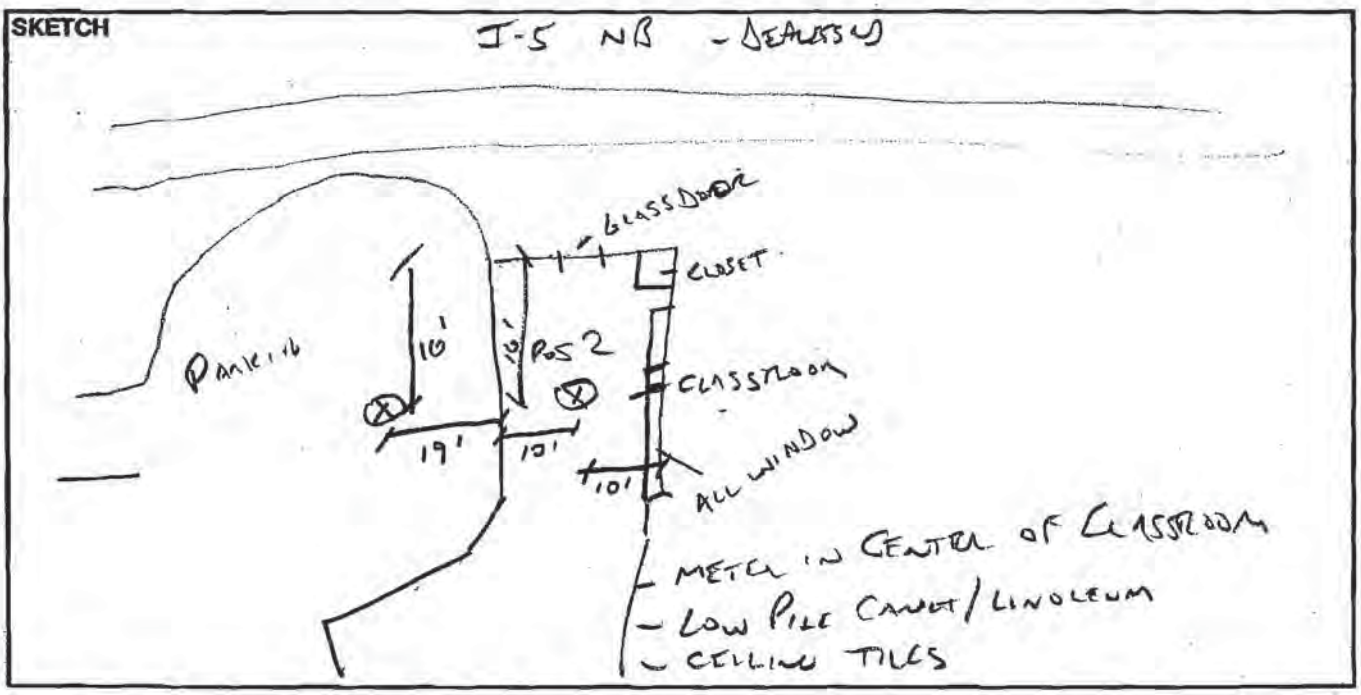

NOISE MEASUREMENT FORM

PROJECT:	ENGINEER:	DATE:
I-5 San Diego	SV	9/23/04

LOCATION:	SITE NO.:
Santa Fe Christ. School	ST67A

SOUND LEVEL METER:	MICROPHONE:	PRE AMP:	NOTES:
LD820 / 870	GRAS / 4134	826 / 9004	Short-Term
SERIAL #: A1177 / 555	SERIAL #: 16927 / 2068	SERIAL #: 1629 / 2847	Indoor / outdoor
CALIBRATOR: CA250	CALIBRATION/OFFSET, dB: 114.0 dB	TIME: 13:45	Classroom
METER SETTING: Auxiliary / Slow			

TIME START	TIME END	L_1	L_{10}	L_{25}	L_{50}	L_{90}	L_{99}	L_{MIN}	L_{MAX}	L_{eq}	NOTES:
~~15:04~~											
① 15:16	15:36	71.5	63.5	61	58	56.4	56	52.9	79.7	60	Temp: 86°F
② 15:16	15:36	51.7	48.8	47.7	47	42.3	41.1	40.9	54.8	47.4	Hum: 45%
											Wind: 4 mph NW

SKETCH

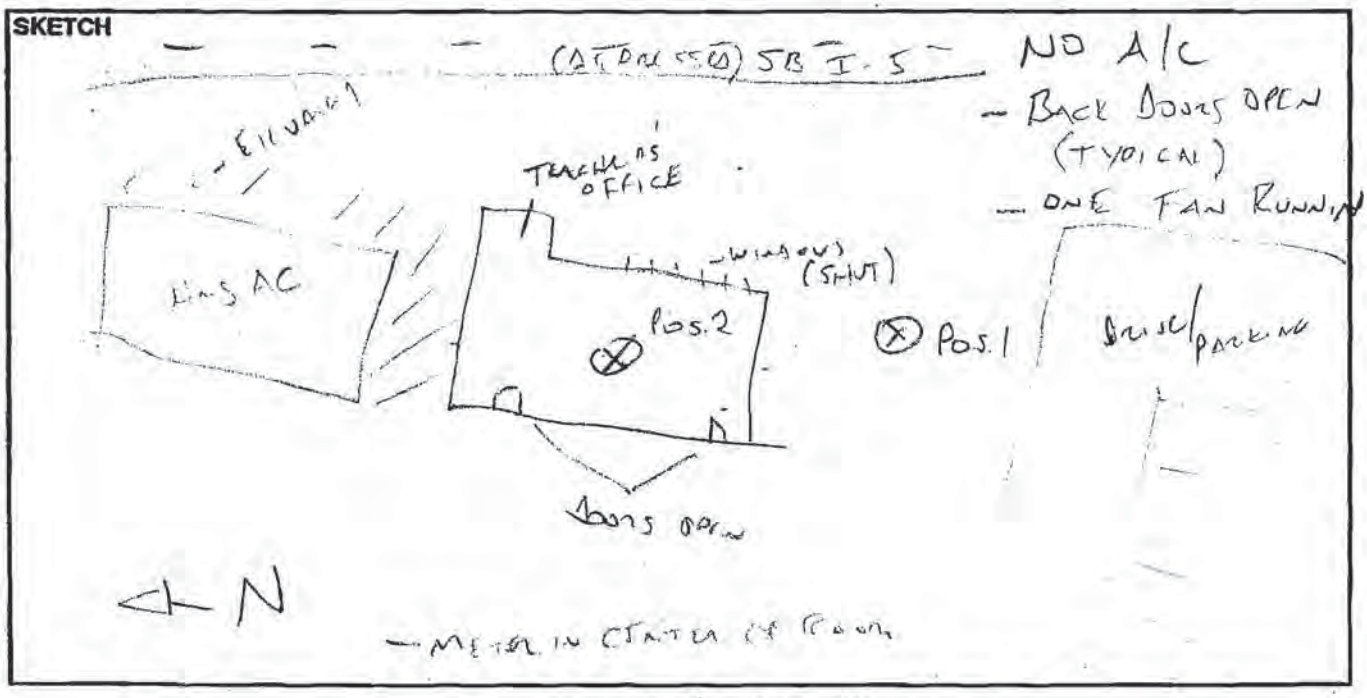

- Carpet + Linoleum
- Pos 1 + Pos 2 Same Dist. From I-5.
- SB Stop + GO

PARSONS

NOISE MEASUREMENT FORM

PROJECT:	ENGINEER:	DATE:
I-5	SV	9/22/04

LOCATION:	SITE NO.:
SEA COAST CONN. CHURCH / SCHOOL 1050 REGAL ROAD	ST10.2A

SOUND LEVEL METER:	MICROPHONE:	PRE AMP:	NOTES:
820 / 2900	GRAS / 4134	828 / 9008	SHORT TERM INDOOR / OUTDOOR CLASSROOM
SERIAL #: A1177 / 736	SERIAL #: 16927 / 2068	SERIAL #: 1629 / 2547	- SUNDAY SCHOOL
CALIBRATOR: CA 250	CALIBRATION/OFFSET, dB: 114.0 dB	TIME: 13:30	— NO AC IN 2 STORY BLDG.
METER SETTING: A WEIGHT / SLOW			- MEAS W/ DOOR + WINDOW OPEN

	TIME START	TIME END	L_1	L_{10}	L_{25}	L_{50}	L_{90}	L_{99}	L_{MIN}	L_{MAX}	L_{eq}	NOTES:
1	14:33	14:53	71.5	70.3	69.6	68.8	67.3	65.6	64.4	73.1	68.9	
2	14:33	14:53	67.5	66	65	64.5	63	61.5	60.9	70.4	64.7	TEMP 86 °F
												HUM. 28 %
												WIND: 5-8 MPH

SKETCH

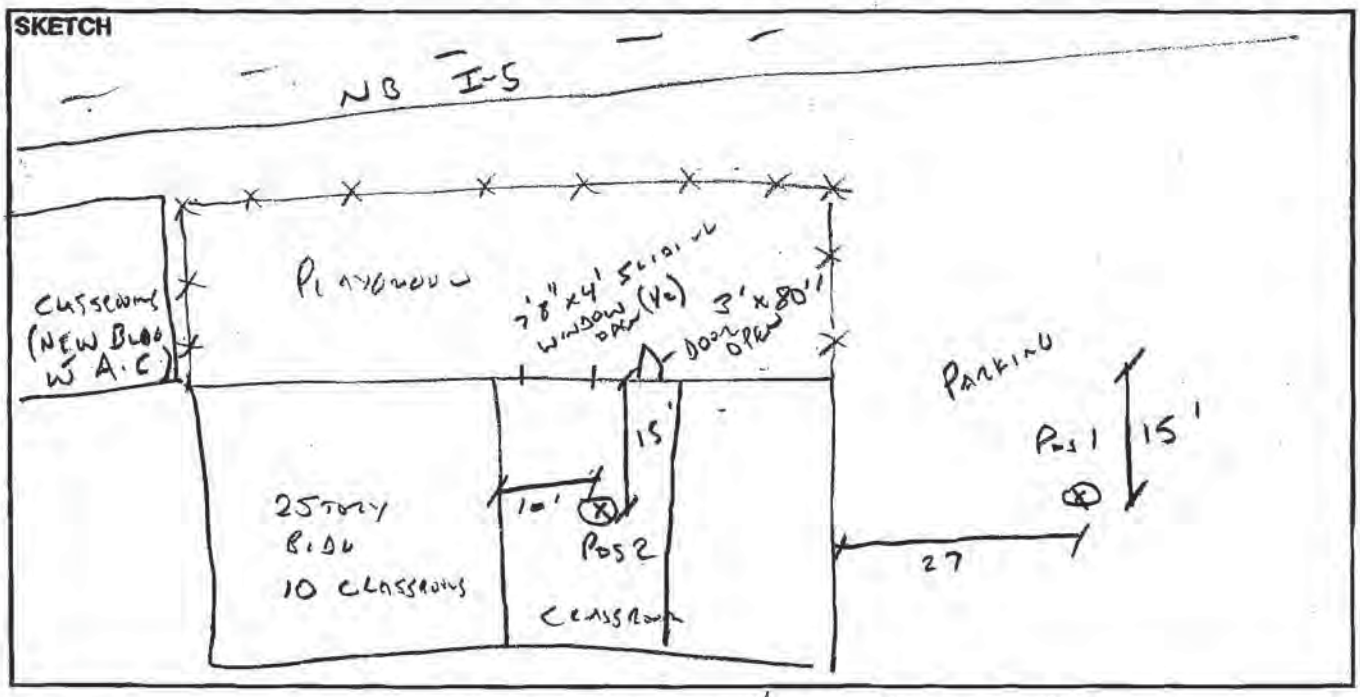

- POPCORN CEILING / LOW PILE CARPET
- NO AC!

PARSONS

NOISE MEASUREMENT FORM

PROJECT:	ENGINEER:	DATE:
I-5 San Diego	SV	9/22/04

LOCATION:	SITE NO.:
St. Patrick's School	ST17.1A

SOUND LEVEL METER:	MICROPHONE:	PRE AMP:	NOTES:
820 / 2900	GRAS / 4134	828 / 9000	Short-Term Simultaneous Indoor/Outdoors in Classroom (During Recess)
SERIAL #: A1177 / 236	SERIAL #: 16927 / 2068	SERIAL #: 1629 / 2947	
CALIBRATOR: CA250	CALIBRATION/OFFSET, dB: 114.0	TIME: 10:50 (checks)	
METER SETTING: A weight / Slow / 20 min			

	TIME START	TIME END	L_1	L_{10}	L_{25}	L_{50}	L_{90}	L_{99}	L_{MIN}	L_{MAX}	L_{eq}	NOTES:
1	10:55	11:15	74.6	74.6	74.6	74.5	74.5	74.5	66.7	78.8	72.2	Temp: 93°F
2	10:55	11:15	57.5	51	49.5	48.5	47.5	46.5	46.2	73.3	51.0	Wind: 3.5-4 mph
										door shut		Hum: 27%
												(outside)

SKETCH

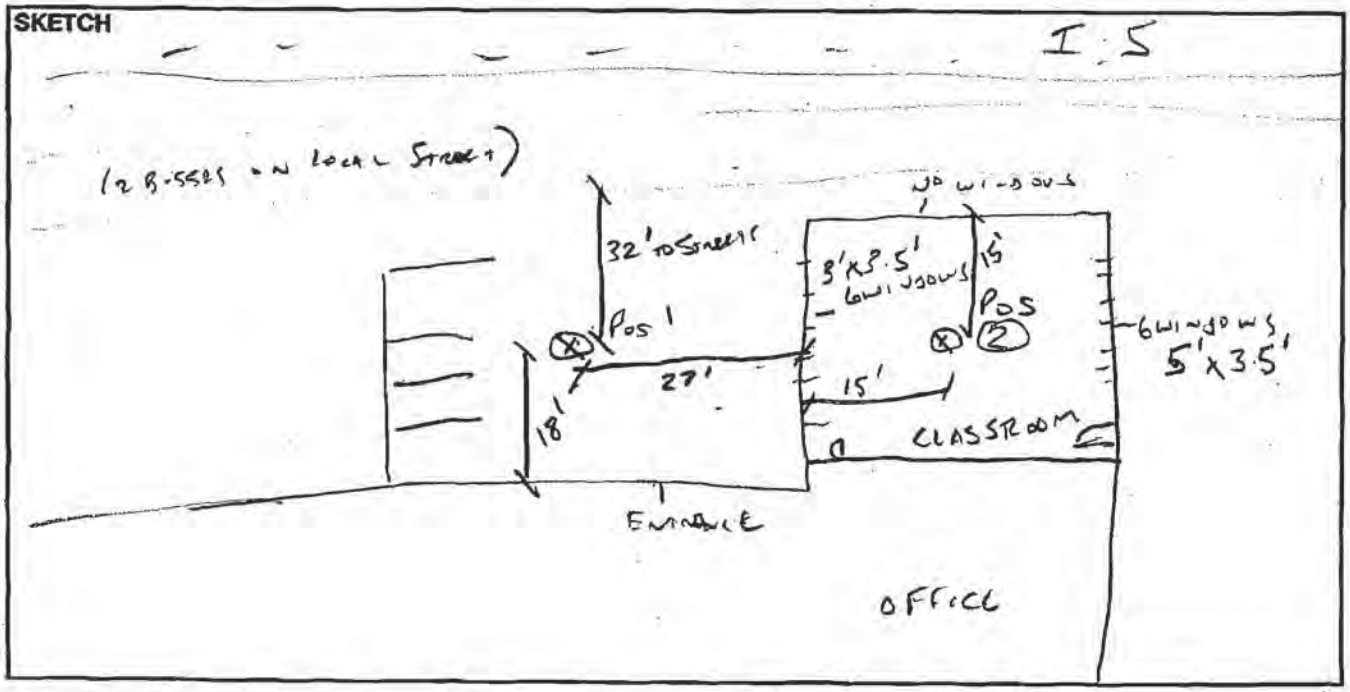

- Insulation on ceiling of C.R.
- AC (central) on, but not loud.
- Doors shut.
- Low pile carpet on floor.

PARSONS